



Braddon

The ABS provides detailed statistics for every Commonwealth Electorate. The date of the next Census of Population and Housing is 9 August 2016, with results available from mid-2017.

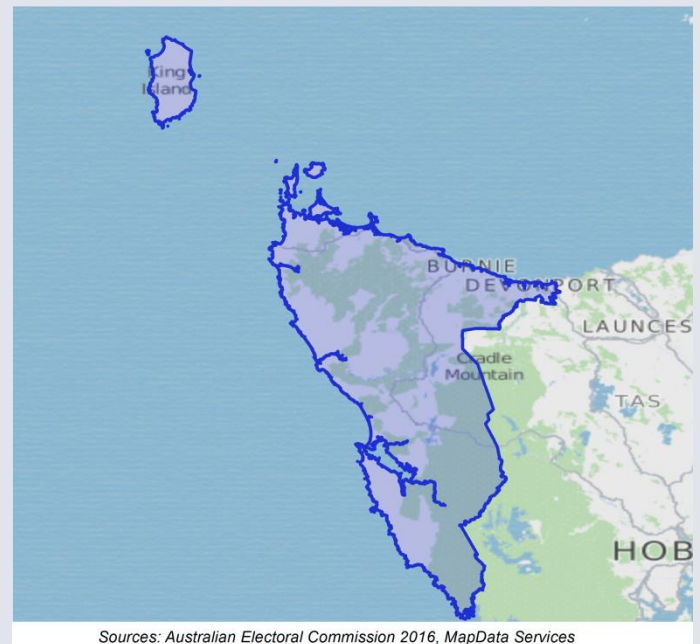
	Population (ERP*)	101,863
	Male	50%
	Female	50%
	Median age (years)	42.3
	Average household size (2011 Census)	2.4
	No. of private dwellings (2011 Census)	43,993
	Median weekly household income	\$864
	Median monthly mortgage repayments	\$1,192
	Median weekly rent	\$170
	Dwellings with no motor vehicles	7%

Occupation (2011 Census) %

<i>Employed people aged 15 years and over</i>	
Professionals	13.6
Clerical and administrative workers	11.6
Technicians and trade workers	16.6
Managers	12.3
Sales workers	9.6
Community and personal service workers	10.9
Labourers	14.5
Machinery operators and drivers	9.4

Tenure (2011 Census) %

Owned outright	37.4
Owned with a mortgage	32.0
Rented	27.3



Employment (2011 Census) %

<i>Of people who reported being in the labour force, aged 15 years and over</i>	
Worked full-time	55.1
Worked part-time	31.3
Away from work (e.g. holidays, paid leave)	6.6
Unemployed	7.1

People characteristics (2011 Census) %

Aboriginal and Torres Strait Islander	6.2
Born in Australia	91.0
Born overseas	9.0

*ERP (estimated resident population) is for 2015. The latest available age and sex breakdowns are based on 2014 ERP. The 2016 Commonwealth Electoral Division (CED) boundaries are provided by the Australian Electoral Commission. ABS 2011 Census of Population and Housing data and ERP data are based on 2011 Australian Statistical Geography Standard boundaries that closely approximate the new CED boundaries.