

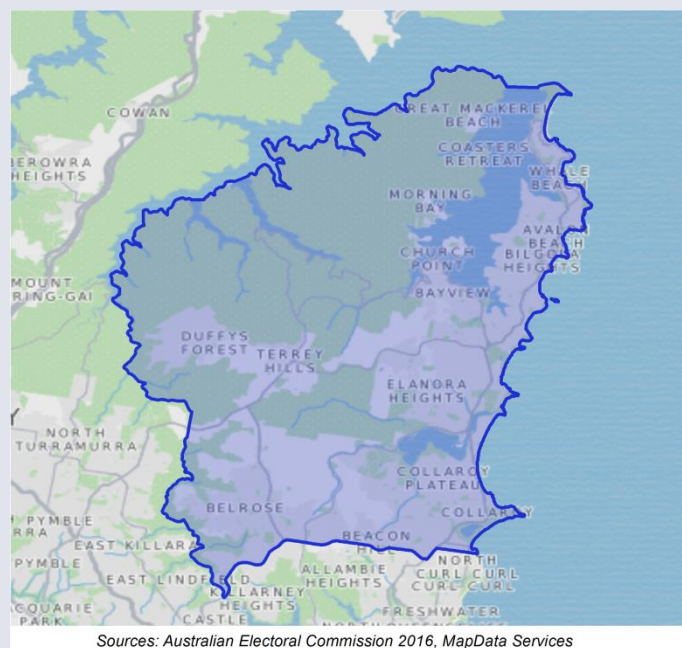


Mackellar

The ABS provides detailed statistics for every Commonwealth Electorate. The date of the next Census of Population and Housing is 9 August 2016, with results available from mid-2017.

	Population (ERP*)	155,501
	Male	49%
	Female	51%
	Median age (years)	41.1
	Average household size (2011 Census)	2.7
	No. of private dwellings (2011 Census)	54,160
	Median weekly household income	\$1,713
	Median monthly mortgage repayments	\$2,700
	Median weekly rent	\$450
	Dwellings with no motor vehicles	6%



Occupation (2011 Census) %

<i>Employed people aged 15 years and over</i>	
Professionals	25.4
Clerical and administrative workers	15.6
Technicians and trade workers	13.2
Managers	16.6
Sales workers	9.8
Community and personal service workers	9.0
Labourers	5.6
Machinery operators and drivers	3.2

Tenure (2011 Census) %

Owned outright	36.7
Owned with a mortgage	37.4
Rented	22.1

Employment (2011 Census) %

<i>Of people who reported being in the labour force, aged 15 years and over</i>	
Worked full-time	59.4
Worked part-time	31.9
Away from work (e.g. holidays, paid leave)	5.2
Unemployed	3.5

People characteristics (2011 Census) %

Aboriginal and Torres Strait Islander	0.4
Born in Australia	73.4
Born overseas	26.6

*ERP (estimated resident population) is for 2015. The latest available age and sex breakdowns are based on 2014 ERP. The 2016 Commonwealth Electoral Division (CED) boundaries are provided by the Australian Electoral Commission. ABS 2011 Census of Population and Housing data and ERP data are based on 2011 Australian Statistical Geography Standard boundaries that closely approximate the new CED boundaries.