



Cook

The ABS provides detailed statistics for every Commonwealth Electorate. The date of the next Census of Population and Housing is 9 August 2016, with results available from mid-2017.

| | | |
|---|---|----------------|
|  | Population (ERP*) | 144,325 |
| | Male | 49% |
| | Female | 51% |
| | Median age (years) | 40.6 |
|  | Average household size (2011 Census) | 2.5 |
|  | No. of private dwellings (2011 Census) | 53,979 |
| | Median weekly household income | \$1,484 |
| | Median monthly mortgage repayments | \$2,492 |
| | Median weekly rent | \$375 |
| | Dwellings with no motor vehicles | 8% |

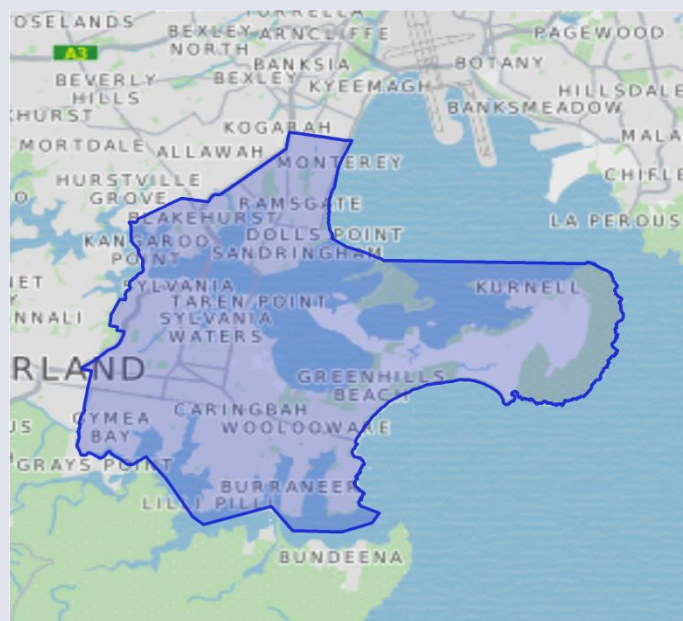
Occupation (2011 Census) %

Employed people aged 15 years and over

| | |
|--|------|
| Professionals | 22.7 |
| Clerical and administrative workers | 18.0 |
| Technicians and trade workers | 13.1 |
| Managers | 15.2 |
| Sales workers | 10.1 |
| Community and personal service workers | 9.6 |
| Labourers | 5.4 |
| Machinery operators and drivers | 4.1 |

Tenure (2011 Census) %

| | |
|-----------------------|------|
| Owned outright | 39.0 |
| Owned with a mortgage | 32.9 |
| Rented | 24.9 |



Sources: Australian Electoral Commission 2016, MapData Services

Employment (2011 Census) %

Of people who reported being in the labour force, aged 15 years and over

| | |
|--|------|
| Worked full-time | 62.0 |
| Worked part-time | 28.5 |
| Away from work (e.g. holidays, paid leave) | 5.6 |
| Unemployed | 3.9 |

People characteristics (2011 Census) %

| | |
|---------------------------------------|------|
| Aboriginal and Torres Strait Islander | 0.8 |
| Born in Australia | 77.7 |
| Born overseas | 22.3 |

*ERP (estimated resident population) is for 2015. The latest available age and sex breakdowns are based on 2014 ERP.

The 2016 Commonwealth Electoral Division (CED) boundaries are provided by the Australian Electoral Commission.

ABS 2011 Census of Population and Housing data and ERP data are based on 2011 Australian Statistical Geography Standard boundaries that closely approximate the new CED boundaries.