




Banks

The ABS provides detailed statistics for every Commonwealth Electorate. The date of the next Census of Population and Housing is 9 August 2016, with results available from mid-2017.

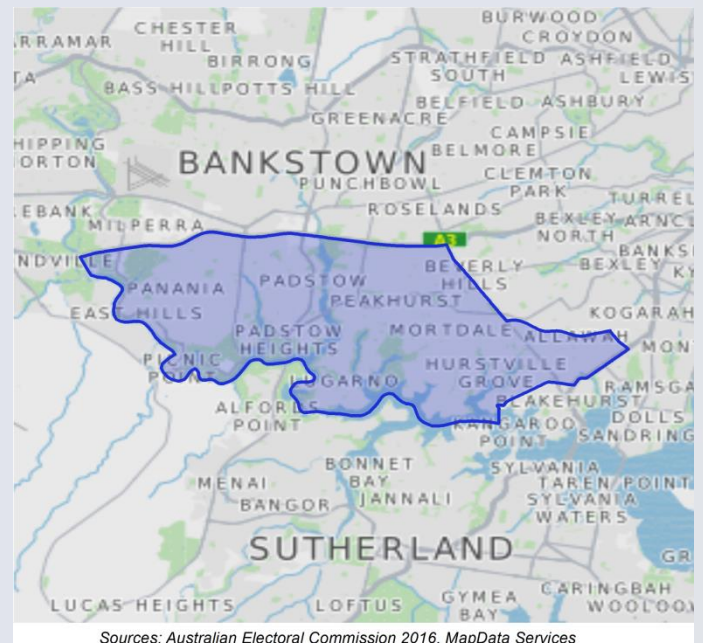
	Population (ERP*)	158,760
	Male	49%
	Female	51%
	Median age (years)	38.4
	Average household size (2011 Census)	2.7
	No. of private dwellings (2011 Census)	54,107
	Median weekly household income	\$1,304
	Median monthly mortgage repayments	\$2,167
	Median weekly rent	\$340
	Dwellings with no motor vehicles	12%

Occupation (2011 Census)	%
---------------------------------	----------

<i>Employed people aged 15 years and over</i>	
Professionals	23.0
Clerical and administrative workers	19.0
Technicians and trade workers	13.4
Managers	11.6
Sales workers	9.1
Community and personal service workers	8.8
Labourers	7.3
Machinery operators and drivers	5.9

Tenure (2011 Census)	%
-----------------------------	----------

Owned outright	35.8
Owned with a mortgage	33.3
Rented	27.7



Employment (2011 Census)	%
---------------------------------	----------

<i>Of people who reported being in the labour force, aged 15 years and over</i>	
Worked full-time	61.9
Worked part-time	27.1
Away from work (e.g. holidays, paid leave)	5.6
Unemployed	5.4

People characteristics (2011 Census)	%
---	----------

Aboriginal and Torres Strait Islander	0.8
Born in Australia	63.6
Born overseas	36.4

*ERP (estimated resident population) is for 2015. The latest available age and sex breakdowns are based on 2014 ERP. The 2016 Commonwealth Electoral Division (CED) boundaries are provided by the Australian Electoral Commission. ABS 2011 Census of Population and Housing data and ERP data are based on 2011 Australian Statistical Geography Standard boundaries that closely approximate the new CED boundaries.