

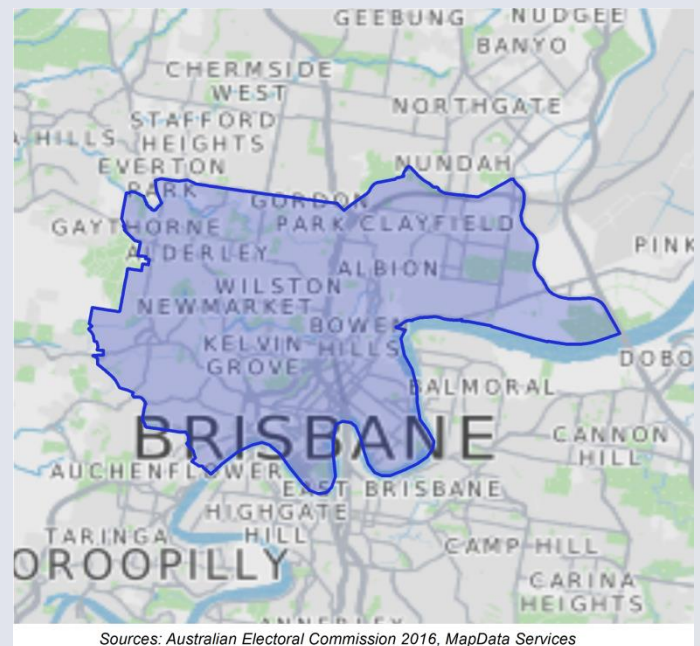


Brisbane

The ABS provides detailed statistics for every Commonwealth Electorate. The date of the next Census of Population and Housing is 9 August 2016, with results available from mid-2017.

	Population (ERP*)	164,885
	Male	51%
	Female	49%
	Median age (years)	33.0
	Average household size (2011 Census)	2.2
	No. of private dwellings (2011 Census)	64,762
	Median weekly household income	\$1,732
	Median monthly mortgage repayments	\$2,300
	Median weekly rent	\$360
	Dwellings with no motor vehicles	15%



Occupation (2011 Census) %

Employed people aged 15 years and over

Professionals	35.9
Clerical and administrative workers	14.9
Technicians and trade workers	8.6
Managers	14.7
Sales workers	8.1
Community and personal service workers	8.8
Labourers	5.1
Machinery operators and drivers	2.2

Tenure (2011 Census) %

Owned outright	21.2
Owned with a mortgage	28.0
Rented	48.1

Employment (2011 Census) %

Of people who reported being in the labour force, aged 15 years and over

Worked full-time	65.1
Worked part-time	25.6
Away from work (e.g. holidays, paid leave)	4.7
Unemployed	4.7

People characteristics (2011 Census) %

Aboriginal and Torres Strait Islander	1.0
Born in Australia	72.8
Born overseas	27.2

*ERP (estimated resident population) is for 2015. The latest available age and sex breakdowns are based on 2014 ERP. The 2016 Commonwealth Electoral Division (CED) boundaries are provided by the Australian Electoral Commission. ABS 2011 Census of Population and Housing data and ERP data are based on 2011 Australian Statistical Geography Standard boundaries that closely approximate the new CED boundaries.