

# LABOUR FORCE

AUSTRALIA

EMBARGO: 11.30AM (CANBERRA TIME) THURS 11 FEB 2010

## KEY FIGURES

	Dec 2009	Jan 2010	Dec 09 to Jan 10	Jan 09 to Jan 10
<b>Trend</b>				
Employed persons ('000)	10 909.4	10 936.2	26.7	1.3 %
Unemployed persons ('000)	635.4	627.4	-8.0	10.8 %
Unemployment rate (%)	5.5	5.4	-0.1 pts	0.4 pts
Participation rate (%)	65.2	65.3	0.0 pts	-0.1 pts
<b>Seasonally Adjusted</b>				
Employed persons ('000)	10 913.6	10 966.3	52.7	1.7 %
Unemployed persons ('000)	634.3	612.0	-22.3	8.9 %
Unemployment rate (%)	5.5	5.3	-0.2 pts	0.3 pts
Participation rate (%)	65.3	65.3	0.0 pts	0.0 pts

## KEY POINTS

### TREND ESTIMATES (MONTHLY CHANGE)

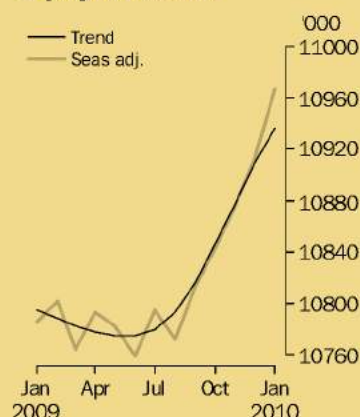
- Employment increased to 10,936,200
- Unemployment decreased to 627,400
- Unemployment rate decreased to 5.4%
- Participation rate at 65.3%
- Aggregate monthly hours worked increased to 1,529.0 million hours

### SEASONALLY ADJUSTED ESTIMATES (MONTHLY CHANGE)

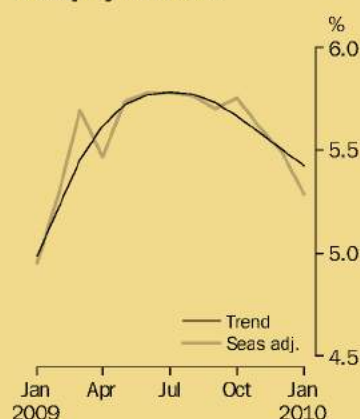
- Employment increased 52,700 (0.5%) to 10,966,300. Full-time employment increased 15,900 to 7,652,200 and part-time employment increased 36,900 to 3,314,200.
- Unemployment decreased 22,300 (-3.5%) to 612,000. The number of persons looking for full-time work decreased 17,900 to 444,600 and the number of persons looking for part-time work decreased 4,400 to 167,400.
- Unemployment rate decreased 0.2 pts to 5.3%. The male unemployment rate decreased 0.3 pts to 5.2% and the female unemployment rate decreased 0.1 pt to 5.3%.
- Participation rate remained at 65.3%.
- Aggregate monthly hours worked decreased 14.8 million hours (-1.0%) to 1,518.1 million hours.



### Employed Persons



### Unemployment rate



## INQUIRIES

For further information about these and related statistics, contact the National Information and Referral Service on 1300 135 070, email [client.services@abs.gov.au](mailto:client.services@abs.gov.au) or Steve Wood on Canberra (02) 6252 6525, email [labourforce@abs.gov.au](mailto:labourforce@abs.gov.au).

# LABOUR FORCE

AUSTRALIA

EMBARGO: 11.30AM (CANBERRA TIME) THURS 11 MAR 2010

## KEY FIGURES

	Jan 2010	Feb 2010	Jan 10 to Feb 10	Feb 09 to Feb 10
<b>Trend</b>				
Employed persons ('000)	10 944.8	10 971.6	26.7	1.7 %
Unemployed persons ('000)	623.0	614.7	-8.3	3.2 %
Unemployment rate (%)	5.4	5.3	-0.1 pts	0.1 pts
Participation rate (%)	65.2	65.2	0.0 pts	-0.2 pts
<b>Seasonally Adjusted</b>				
Employed persons ('000)	10 970.7	10 971.1	0.4	1.6 %
Unemployed persons ('000)	605.2	615.9	10.7	1.2 %
Unemployment rate (%)	5.2	5.3	0.1 pts	0.0 pts
Participation rate (%)	65.3	65.2	-0.1 pts	-0.3 pts

## KEY POINTS

### TREND ESTIMATES (MONTHLY CHANGE)

- Employment increased to 10,971,600
- Unemployment decreased to 614,700
- Unemployment rate decreased to 5.3%
- Participation rate at 65.2%
- Aggregate monthly hours worked increased to 1,539.6 million hours

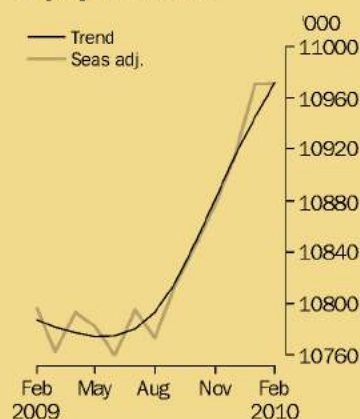
### SEASONALLY ADJUSTED ESTIMATES (MONTHLY CHANGE)

- Employment increased 400 to 10,971,100. Full-time employment increased 11,400 to 7,659,700 and part-time employment decreased 11,000 to 3,311,400.
- Unemployment increased 10,700 (1.8%) to 615,900. The number of persons looking for full-time work increased 9,200 to 447,100 and the number of persons looking for part-time work increased 1,500 to 168,800.
- Unemployment rate increased 0.1 pt to 5.3%. The male unemployment rate increased 0.2 pts to 5.4% and the female unemployment rate decreased 0.1 pt to 5.2%.
- Participation rate decreased 0.1 pt to 65.2%.
- Aggregate monthly hours worked increased 35.9 million hours (2.4%) to 1,553.2 million hours.

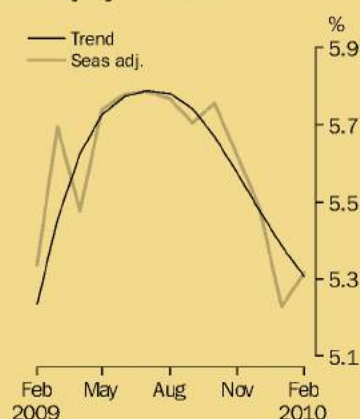
### LABOUR UNDERUTILISATION (QUARTERLY CHANGE)

- Trend estimates: Labour Force underutilisation rate decreased 0.3 pts to 13.0%.
- Seasonally adjusted estimates: Labour Force underutilisation rate decreased 0.6 pts to 12.8%. The male labour force underutilisation rate decreased 0.7 pts to 11.1% and the female labour force underutilisation rate decreased 0.4 pts to 14.9%.

### Employed Persons



### Unemployment rate



## INQUIRIES

For further information about these and related statistics, contact the National Information and Referral Service on 1300 135 070, email [client.services@abs.gov.au](mailto:client.services@abs.gov.au) or Steve Wood on Canberra (02) 6252 6525, email [labourforce@abs.gov.au](mailto:labourforce@abs.gov.au).



# LABOUR FORCE

AUSTRALIA

EMBARGO: 11.30AM (CANBERRA TIME) THURS 8 APR 2010

## KEY FIGURES

	Feb 2010	Mar 2010	Feb 10 to Mar 10	Mar 09 to Mar 10
<b>Trend</b>				
Employed persons ('000)	10 972.6	10 991.9	19.3	2.0 %
Unemployed persons ('000)	616.5	611.0	-5.6	-1.8 %
Unemployment rate (%)	5.3	5.3	-0.1 pts	-0.2 pts
Participation rate (%)	65.2	65.2	0.0 pts	-0.2 pts
<b>Seasonally Adjusted</b>				
Employed persons ('000)	10 968.7	10 988.3	19.6	2.1 %
Unemployed persons ('000)	614.9	619.1	4.2	-4.7 %
Unemployment rate (%)	5.3	5.3	0.0 pts	-0.4 pts
Participation rate (%)	65.2	65.1	0.0 pts	-0.3 pts

## KEY POINTS

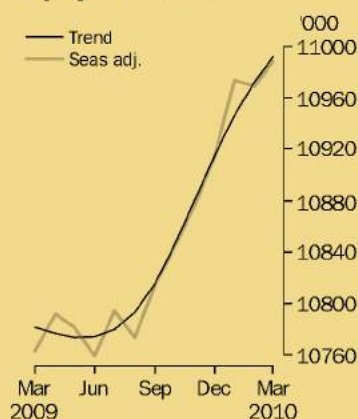
### TREND ESTIMATES (MONTHLY CHANGE)

- Employment increased to 10,991,900
- Unemployment decreased to 611,000
- Unemployment rate at 5.3%
- Participation rate remained at 65.2%
- Aggregate monthly hours worked increased to 1,540.5 million hours

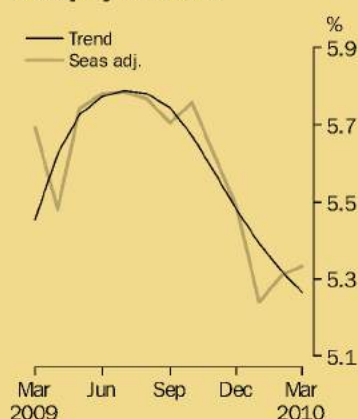
### SEASONALLY ADJUSTED ESTIMATES (MONTHLY CHANGE)

- Employment increased 19,600 (0.2%) to 10,988,300. Full-time employment increased 30,100 to 7,691,200 and part-time employment decreased 10,600 to 3,297,100.
- Unemployment increased 4,200 (0.7%) to 619,100. The number of persons looking for full-time work decreased 3,800 to 442,000 and the number of persons looking for part-time work increased 8,000 to 177,100.
- Unemployment rate remained at 5.3%. The male unemployment rate remained at 5.4% and the female unemployment rate at 5.3%.
- Participation rate at 65.1%.
- Aggregate monthly hours worked decreased 10.0 million hours (0.6%) to 1,541.2 million hours.

### Employed Persons



### Unemployment rate



## INQUIRIES

For further information about these and related statistics, contact the National Information and Referral Service on 1300 135 070, email [client.services@abs.gov.au](mailto:client.services@abs.gov.au) or Steve Wood on Canberra (02) 6252 6525, email [labourforce@abs.gov.au](mailto:labourforce@abs.gov.au).

# LABOUR FORCE

AUSTRALIA

EMBARGO: 11.30AM (CANBERRA TIME) THURS 13 MAY 2010

## KEY FIGURES

	Mar 2010	Apr 2010	Mar 10 to Apr 10	Apr 09 to Apr 10
<b>Trend</b>				
Employed persons ('000)	10 998.2	11 016.5	18.3	2.2 %
Unemployed persons ('000)	617.4	615.9	-1.5	-4.0 %
Unemployment rate (%)	5.3	5.3	0.0 pts	-0.3 pts
Participation rate (%)	65.2	65.2	0.0 pts	-0.2 pts
<b>Seasonally Adjusted</b>				
Employed persons ('000)	10 991.8	11 025.5	33.7	2.2 %
Unemployed persons ('000)	621.6	628.1	6.5	1.0 %
Unemployment rate (%)	5.4	5.4	0.0 pts	-0.1 pts
Participation rate (%)	65.2	65.2	0.1 pts	-0.1 pts

## KEY POINTS

### TREND ESTIMATES (MONTHLY CHANGE)

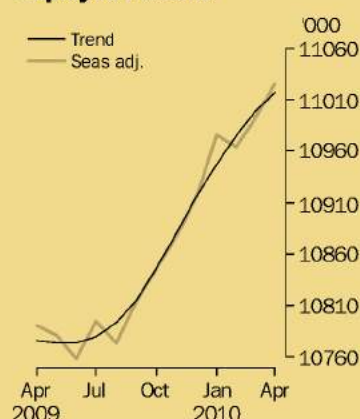
- Employment increased to 11,016,500
- Unemployment decreased to 615,900
- Unemployment rate at 5.3%
- Participation rate remained at 65.2%
- Aggregate monthly hours worked increased to 1,537.7 million hours

### SEASONALLY ADJUSTED ESTIMATES (MONTHLY CHANGE)

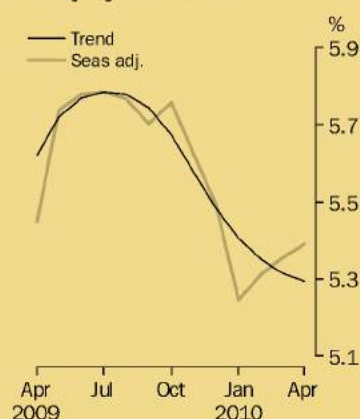
- Employment increased 33,700 (0.3%) to 11,025,500. Full-time employment increased 37,500 to 7,735,500 and part-time employment decreased 3,900 to 3,290,000.
- Unemployment increased 6,500 (1.0%) to 628,100. The number of persons looking for full-time work increased 7,700 to 451,000 and the number of persons looking for part-time work decreased 1,300 to 177,000.
- Unemployment rate remained at 5.4%. The male unemployment rate decreased 0.1 pt to 5.3% and the female unemployment rate increased 0.2 pts to 5.5%.
- Participation rate at 65.2%.
- Aggregate monthly hours worked decreased 8.3 million hours (0.5%) to 1,531.4 million hours.



### Employed Persons



### Unemployment rate



## INQUIRIES

For further information about these and related statistics, contact the National Information and Referral Service on 1300 135 070, email [client.services@abs.gov.au](mailto:client.services@abs.gov.au) or Steve Wood on Canberra (02) 6252 6525, email [labourforce@abs.gov.au](mailto:labourforce@abs.gov.au).





**Australian  
Bureau of  
Statistics**

MAY 2010

**6202.0**

# LABOUR FORCE

AUSTRALIA

EMBARGO: 11.30AM (CANBERRA TIME) THURS 10 JUN 2010

## KEY FIGURES

	Apr 2010	May 2010	Apr 10 to May 10	May 09 to May 10
<b>Trend</b>				
Employed persons ('000)	11 026.2	11 044.6	18.4	2.5 %
Unemployed persons ('000)	612.1	610.4	-1.7	-6.6 %
Unemployment rate (%)	5.3	5.2	0.0 pts	-0.5 pts
Participation rate (%)	65.2	65.1	0.0 pts	-0.2 pts
<b>Seasonally Adjusted</b>				
Employed persons ('000)	11 029.7	11 056.7	26.9	2.6 %
Unemployed persons ('000)	626.2	600.9	-25.4	-8.6 %
Unemployment rate (%)	5.4	5.2	-0.2 pts	-0.6 pts
Participation rate (%)	65.2	65.1	-0.2 pts	-0.3 pts

## KEY POINTS

### TREND ESTIMATES (MONTHLY CHANGE)

- Employment increased to 11,044,600
- Unemployment decreased to 610,400
- Unemployment rate at 5.2%
- Participation rate at 65.1%
- Aggregate monthly hours worked increased to 1,553.2 million hours

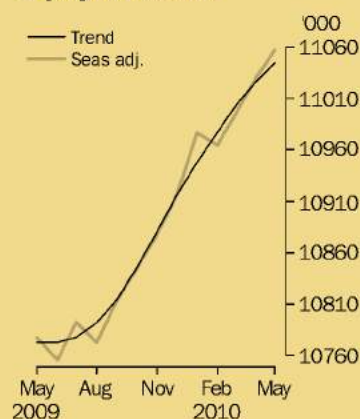
### SEASONALLY ADJUSTED ESTIMATES (MONTHLY CHANGE)

- Employment increased 26,900 (0.2%) to 11,056,700. Full-time employment increased 36,400 to 7,779,700 and part-time employment decreased 9,400 to 3,277,000.
- Unemployment decreased 25,400 (-4.1%) to 600,900. The number of persons looking for full-time work decreased 12,000 to 437,700 and the number of persons looking for part-time work decreased 13,400 to 163,100.
- Unemployment rate decreased 0.2 pts to 5.2%. The male unemployment rate decreased 0.3 pts to 5.0% and the female unemployment rate decreased 0.2 pts to 5.3%.
- Participation rate decreased 0.2 pts to 65.1%.
- Aggregate monthly hours worked increased 43.9 million hours (2.9%) to 1,574.5 million hours.

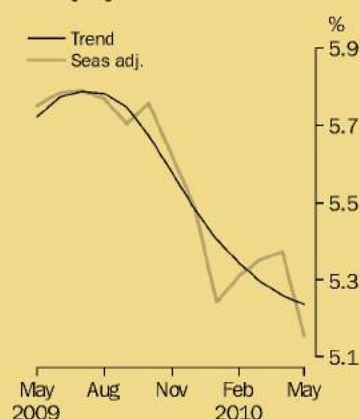
### LABOUR UNDERUTILISATION (QUARTERLY CHANGE)

- Trend estimates: Labour Force underutilisation rate decreased 0.5 pts to 12.3%.
- Seasonally adjusted estimates: Labour Force underutilisation rate decreased 0.5 pts to 12.2%. The male labour force underutilisation rate decreased 0.6 pts to 10.4% and the female labour force underutilisation rate decreased 0.4 pts to 14.4%.

### Employed Persons



### Unemployment rate



## INQUIRIES

For further information about these and related statistics, contact the National Information and Referral Service on 1300 135 070, email [client.services@abs.gov.au](mailto:client.services@abs.gov.au) or Steve Wood on Canberra (02) 6252 6525, email [labourforce@abs.gov.au](mailto:labourforce@abs.gov.au).

[www.abs.gov.au](http://www.abs.gov.au)



**Australian  
Bureau of  
Statistics**

JUNE 2010

**6202.0**

# LABOUR FORCE

AUSTRALIA

EMBARGO: 11.30AM (CANBERRA TIME) THURS 8 JUL 2010

## KEY FIGURES

	May 2010	Jun 2010	May 10 to Jun 10	Jun 09 to Jun 10
<b>Trend</b>				
Employed persons ('000)	11 057.3	11 077.6	20.4	2.8 %
Unemployed persons ('000)	606.3	603.4	-2.9	-8.6 %
Unemployment rate (%)	5.2	5.2	0.0 pts	-0.6 pts
Participation rate (%)	65.1	65.1	0.0 pts	-0.2 pts
<b>Seasonally Adjusted</b>				
Employed persons ('000)	11 054.8	11 100.7	45.9	3.3 %
Unemployed persons ('000)	598.6	598.4	-0.2	-9.6 %
Unemployment rate (%)	5.1	5.1	0.0 pts	-0.7 pts
Participation rate (%)	65.1	65.2	0.1 pts	0.0 pts

## KEY POINTS

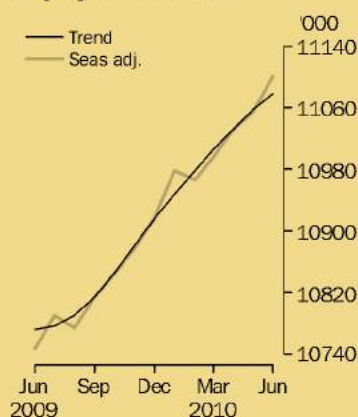
### TREND ESTIMATES (MONTHLY CHANGE)

- Employment increased to 11,077,600
- Unemployment decreased to 603,400
- Unemployment rate at 5.2%
- Participation rate at 65.1%
- Aggregate monthly hours worked increased to 1,563.5 million hours

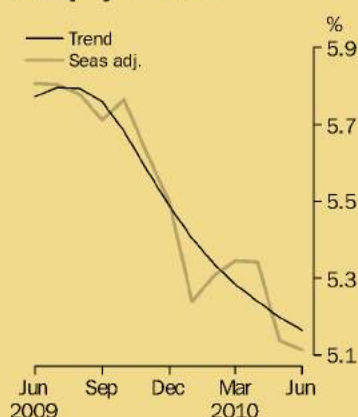
### SEASONALLY ADJUSTED ESTIMATES (MONTHLY CHANGE)

- Employment increased 45,900 (0.4%) to 11,100,700. Full-time employment increased 18,400 to 7,794,700 and part-time employment increased 27,500 to 3,306,000.
- Unemployment decreased 200 to 598,400. The number of persons looking for full-time work decreased 11,000 to 424,700 and the number of persons looking for part-time work increased 10,700 to 173,700.
- Unemployment rate remained at 5.1%. The male unemployment rate remained at 5.0% and the female unemployment rate decreased 0.1pts to 5.2%.
- Participation rate increased 0.1 pt to 65.2%.
- Aggregate monthly hours worked decreased 6.4 million hours (-0.4%) to 1,567.4 million hours.

### Employed Persons



### Unemployment rate



## INQUIRIES

For further information about these and related statistics, contact the National Information and Referral Service on 1300 135 070, email [client.services@abs.gov.au](mailto:client.services@abs.gov.au) or Meagan Leach on Canberra (02) 6252 6525, email [labourforce@abs.gov.au](mailto:labourforce@abs.gov.au).





**Australian  
Bureau of  
Statistics**

JULY 2010

**6202.0**

# LABOUR FORCE

AUSTRALIA

EMBARGO: 11.30AM (CANBERRA TIME) THURS 12 AUG 2010

## KEY FIGURES

	Jun 2010	Jul 2010	Jun 10 to Jul 10	Jul 09 to Jul 10
<b>Trend</b>				
Employed persons ('000)	11 203.9	11 220.6	16.7	2.7 %
Unemployed persons ('000)	618.6	619.1	0.5	-7.9 %
Unemployment rate (%)	5.2	5.2	0.0 pts	-0.6 pts
Participation rate (%)	65.3	65.3	0.0 pts	-0.1 pts
<b>Seasonally Adjusted</b>				
Employed persons ('000)	11 212.3	11 235.7	23.5	2.7 %
Unemployed persons ('000)	607.2	631.8	24.6	-5.0 %
Unemployment rate (%)	5.1	5.3	0.2 pts	-0.4 pts
Participation rate (%)	65.3	65.5	0.2 pts	0.0 pts

## KEY POINTS

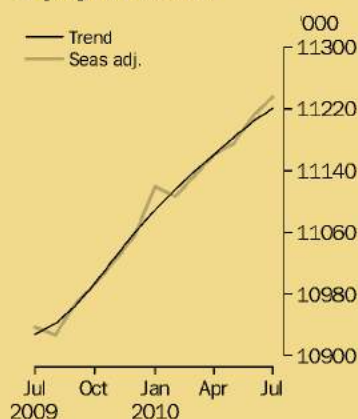
### TREND ESTIMATES (MONTHLY CHANGE)

- Employment increased to 11,220,600
- Unemployment increased to 619,100
- Unemployment rate at 5.2%
- Participation rate at 65.3%
- Aggregate monthly hours worked increased to 1,583.4 million hours

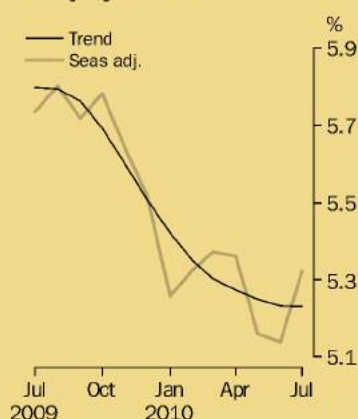
### SEASONALLY ADJUSTED ESTIMATES (MONTHLY CHANGE)

- Employment increased 23,500 (0.2%) to 11,235,700. Full-time employment decreased 4,200 to 7,866,400 and part-time employment increased 27,700 to 3,369,400.
- Unemployment increased 24,600 (4.1%) to 631,800. The number of persons looking for full-time work increased 17,300 to 449,300 and the number of persons looking for part-time work increased 7,300 to 182,500.
- Unemployment rate increased 0.2 pts to 5.3%. The male unemployment rate increased 0.2 pts to 5.2% and the female unemployment rate increased 0.2 pts to 5.4%.
- Participation rate increased 0.2 pts to 65.5%.
- Aggregate monthly hours worked decreased 7.2 million hours (-0.5%) to 1,578.5 million hours.

### Employed Persons



### Unemployment rate



## INQUIRIES

For further information about these and related statistics, contact the National Information and Referral Service on 1300 135 070, email [client.services@abs.gov.au](mailto:client.services@abs.gov.au) or Meagan Leach on Canberra (02) 6252 6525, email [labourforce@abs.gov.au](mailto:labourforce@abs.gov.au).



**Australian  
Bureau of  
Statistics**

AUGUST 2010

**6202.0**

# LABOUR FORCE

AUSTRALIA

EMBARGO: 11.30AM (CANBERRA TIME) THURS 9 SEP 2010

## KEY FIGURES

	Jul 2010	Aug 2010	Jul 10 to Aug 10	Aug 09 to Aug 10
<b>Trend</b>				
Employed persons ('000)	11 236.1	11 258.2	22.1	2.9 %
Unemployed persons ('000)	615.0	612.6	-2.4	-8.9 %
Unemployment rate (%)	5.2	5.2	0.0 pts	-0.6 pts
Participation rate (%)	65.4	65.4	0.0 pts	0.0 pts
<b>Seasonally Adjusted</b>				
Employed persons ('000)	11 241.1	11 272.0	30.9	3.2 %
Unemployed persons ('000)	630.2	607.7	-22.5	-9.5 %
Unemployment rate (%)	5.3	5.1	-0.2 pts	-0.7 pts
Participation rate (%)	65.5	65.4	-0.1 pts	0.2 pts

## KEY POINTS

### TREND ESTIMATES (MONTHLY CHANGE)

- Employment increased to 11,258,200
- Unemployment decreased to 612,600
- Unemployment rate at 5.2%
- Participation rate at 65.4%
- Aggregate monthly hours worked increased to 1,589.7 million hours

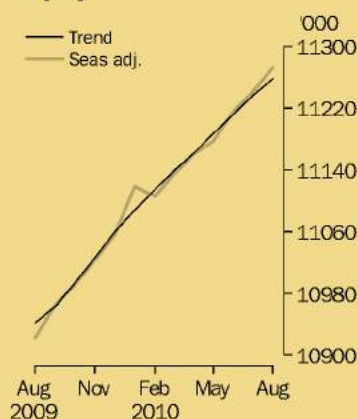
### SEASONALLY ADJUSTED ESTIMATES (MONTHLY CHANGE)

- Employment increased 30,900 (0.3%) to 11,272,000. Full-time employment increased 53,100 to 7,920,400 and part-time employment decreased 22,100 to 3,351,600.
- Unemployment decreased 22,500 (-3.6%) to 607,700. The number of persons looking for full-time work decreased 17,600 to 429,300 and the number of persons looking for part-time work decreased 4,900 to 178,400.
- Unemployment rate decreased 0.2 pts to 5.1%. The male unemployment rate decreased 0.3 pts to 4.9% and the female unemployment rate decreased 0.1 pt to 5.3%.
- Participation rate decreased 0.1 pt to 65.4%.
- Aggregate monthly hours worked increased 14.8 million hours (0.9%) to 1,594.1 million hours.

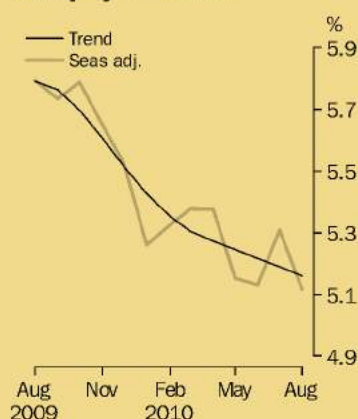
### LABOUR UNDERUTILISATION (QUARTERLY CHANGE)

- Trend estimates: Labour force underutilisation rate decreased 0.2 pts to 12.3%.
- Seasonally adjusted estimates: Labour force underutilisation rate increased 0.2 pts to 12.5%. The male labour force underutilisation rate increased 0.2 pts to 10.7% and the female labour force underutilisation rate increased 0.3 pts to 14.7%.

### Employed Persons



### Unemployment Rate



## INQUIRIES

For further information about these and related statistics, contact the National Information and Referral Service on 1300 135 070, email [client.services@abs.gov.au](mailto:client.services@abs.gov.au) or Meagan Leach on Canberra (02) 6252 6525, email [labourforce@abs.gov.au](mailto:labourforce@abs.gov.au).

[www.abs.gov.au](http://www.abs.gov.au)





# Australian Bureau of Statistics

## LABOUR FORCE

AUSTRALIA

EMBARGO: 11.30AM (CANBERRA TIME) THURS 7 OCT 2010

### KEY FIGURES

	Aug 2010	Sep 2010	Aug 10 to Sep 10	Sep 09 to Sep 10
<b>Trend</b>				
Employed persons ('000)	11 276.1	11 300.4	24.3	3.1 %
Unemployed persons ('000)	613.0	611.4	-1.7	-8.8 %
Unemployment rate (%)	5.2	5.1	0.0 pts	-0.6 pts
Participation rate (%)	65.5	65.5	0.0 pts	0.2 pts
<b>Seasonally Adjusted</b>				
Employed persons ('000)	11 275.4	11 324.9	49.5	3.3 %
Unemployed persons ('000)	608.7	611.0	2.4	-8.3 %
Unemployment rate (%)	5.1	5.1	0.0 pts	-0.6 pts
Participation rate (%)	65.4	65.6	0.2 pts	0.3 pts

### KEY POINTS

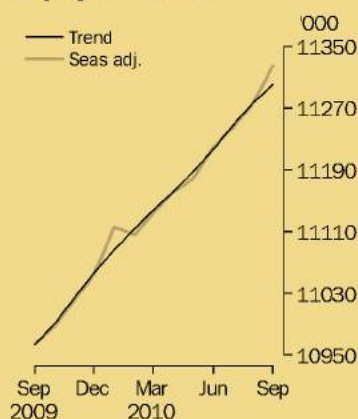
#### TREND ESTIMATES (MONTHLY CHANGE)

- Employment increased to 11,300,400
- Unemployment decreased to 611,400
- Unemployment rate at 5.1%
- Participation rate at 65.5%
- Aggregate monthly hours worked increased to 1,595.8 million hours

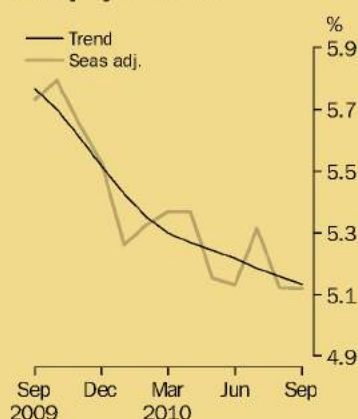
#### SEASONALLY ADJUSTED ESTIMATES (MONTHLY CHANGE)

- Employment increased 49,500 (0.4%) to 11,324,900. Full-time employment increased 55,800 to 7,984,500 and part-time employment decreased 6,300 to 3,340,400.
- Unemployment increased 2,400 (0.4%) to 611,000. The number of persons looking for full-time work decreased 6,500 to 422,400 and the number of persons looking for part-time work increased 8,900 to 188,600.
- Unemployment rate remained steady at 5.1%. The male unemployment rate increased 0.1 pt to 5.0% and the female unemployment rate decreased 0.1 pt to 5.2%.
- Participation rate increased 0.2 pts to 65.6%.
- Aggregate monthly hours worked decreased 1.0 million hours (0.1%) to 1,594.1 million hours.

#### Employed Persons



#### Unemployment Rate



### INQUIRIES

For further information about these and related statistics, contact the National Information and Referral Service on 1300 135 070, email [client.services@abs.gov.au](mailto:client.services@abs.gov.au) or Labour Force on Canberra (02) 6252 6525, email [labourforce@abs.gov.au](mailto:labourforce@abs.gov.au).



**Australian  
Bureau of  
Statistics**

OCTOBER 2010

**6202.0**

# LABOUR FORCE

AUSTRALIA

EMBARGO: 11.30AM (CANBERRA TIME) THURS 11 NOV 2010

## KEY FIGURES

	Sep 2010	Oct 2010	Sep 10 to Oct 10	Oct 09 to Oct 10
<b>Trend</b>				
Employed persons ('000)	11 313.7	11 339.4	25.7	3.2 %
Unemployed persons ('000)	623.9	628.2	4.2	-5.3 %
Unemployment rate (%)	5.2	5.2	0.0 pts	-0.4 pts
Participation rate (%)	65.6	65.7	0.1 pts	0.4 pts
<b>Seasonally Adjusted</b>				
Employed persons ('000)	11 326.2	11 355.9	29.7	3.4 %
Unemployed persons ('000)	614.4	646.5	32.1	-3.4 %
Unemployment rate (%)	5.1	5.4	0.2 pts	-0.4 pts
Participation rate (%)	65.6	65.9	0.3 pts	0.6 pts

## KEY POINTS

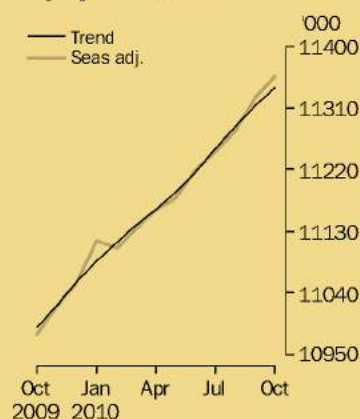
### TREND ESTIMATES (MONTHLY CHANGE)

- Employment increased to 11,339,400
- Unemployment increased to 628,200
- Unemployment rate at 5.2%
- Participation rate increased 0.1 pt to 65.7%
- Aggregate monthly hours worked increased to 1,601.2 million hours

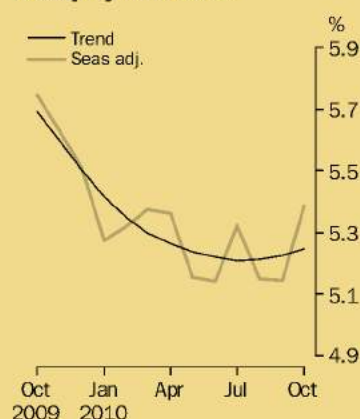
### SEASONALLY ADJUSTED ESTIMATES (MONTHLY CHANGE)

- Employment increased 29,700 (0.3%) to 11,355,900. Full-time employment decreased 14,100 to 7,970,900 and part-time employment increased 43,800 to 3,385,000.
- Unemployment increased 32,100 (5.2%) to 646,500. The number of persons looking for full-time work increased 30,000 to 456,400 and the number of persons looking for part-time work increased 2,100 to 190,100.
- Unemployment rate increased 0.2 pts to 5.4%. The male unemployment rate increased 0.2 pts to 5.2% and the female unemployment rate increased 0.3 pts to 5.6%.
- Participation rate increased 0.3 pts to a record high of 65.9%.
- Aggregate monthly hours worked increased 7.9 million hours (0.5%) to 1,602.6 million hours.

### Employed Persons



### Unemployment Rate



## INQUIRIES

For further information about these and related statistics, contact the National Information and Referral Service on 1300 135 070, email [client.services@abs.gov.au](mailto:client.services@abs.gov.au) or Labour Force on Canberra (02) 6252 6525, email [labourforce@abs.gov.au](mailto:labourforce@abs.gov.au).





# Australian Bureau of Statistics

NOVEMBER 2010

6202.0

## LABOUR FORCE

AUSTRALIA

EMBARGO: 11.30AM (CANBERRA TIME) THURS 9 DEC 2010

### KEY FIGURES

	Oct 2010	Nov 2010	Oct 10 to Nov 10	Nov 09 to Nov 10
<b>Trend</b>				
Employed persons ('000)	11 360.1	11 390.1	30.0	3.3 %
Unemployed persons ('000)	628.3	632.7	4.4	-3.2 %
Unemployment rate (%)	5.2	5.3	0.0 pts	-0.3 pts
Participation rate (%)	65.8	65.9	0.1 pts	0.6 pts
<b>Seasonally Adjusted</b>				
Employed persons ('000)	11 362.3	11 416.9	54.6	3.7 %
Unemployed persons ('000)	647.3	627.8	-19.5	-4.6 %
Unemployment rate (%)	5.4	5.2	-0.2 pts	-0.4 pts
Participation rate (%)	65.9	66.1	0.1 pts	0.7 pts

### KEY POINTS

#### TREND ESTIMATES (MONTHLY CHANGE)

- Employment increased to 11,390,100
- Unemployment increased to 632,700
- Unemployment rate increased to 5.3%
- Participation rate increased to 65.9%
- Aggregate monthly hours worked increased to 1,601.9 million hours

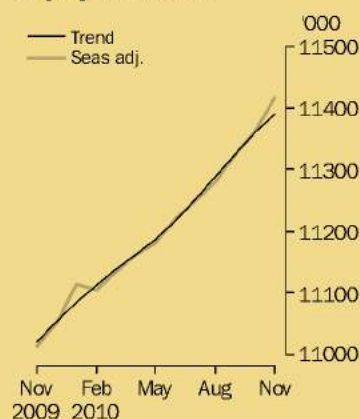
#### SEASONALLY ADJUSTED ESTIMATES (MONTHLY CHANGE)

- Employment increased 54,600 (0.5%) to 11,416,900. Full-time employment increased 55,100 to 8,033,300 and part-time employment decreased 400 to 3,383,600.
- Unemployment decreased 19,500 (-3.0%) to 627,800. The number of persons looking for full-time work decreased 15,100 to 441,500 and the number of persons looking for part-time work decreased 4,400 to 186,300.
- Unemployment rate decreased 0.2 pts to 5.2%. The male unemployment rate decreased 0.3 pts to 4.9% and the female unemployment rate was steady at 5.6%.
- Participation rate increased 0.1 pt to a record high of 66.1%.
- Aggregate monthly hours worked increased 0.7 million hours (0.04%) to 1,603.1 million hours.

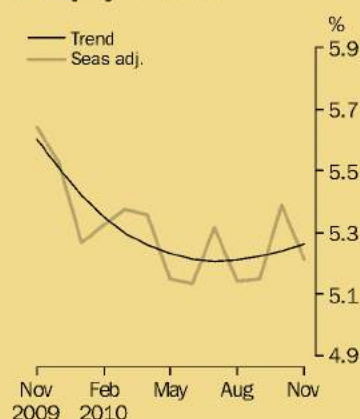
#### LABOUR UNDERUTILISATION (QUARTERLY CHANGE)

- Trend estimates: The labour force underutilisation rate remained steady at 12.4%.
- Seasonally adjusted estimates: The labour force underutilisation rate decreased 0.1 pt to 12.4%. The male labour force underutilisation rate decreased 0.1 pt to 10.5%. The female labour force underutilisation rate decreased 0.2 pts to 14.6%.

#### Employed Persons



#### Unemployment Rate



### INQUIRIES

For further information about these and related statistics, contact the National Information and Referral Service on 1300 135 070, email [client.services@abs.gov.au](mailto:client.services@abs.gov.au) or Labour Force on Canberra (02) 6252 6525, email [labourforce@abs.gov.au](mailto:labourforce@abs.gov.au).



**Australian  
Bureau of  
Statistics**

DECEMBER 2010

**6202.0**

# LABOUR FORCE

AUSTRALIA

EMBARGO: 11.30AM (CANBERRA TIME) THURS 13 JAN 2011

## KEY FIGURES

	Nov 2010	Dec 2010	Nov 10 to Dec 10	Dec 09 to Dec 10
<b>Trend</b>				
Employed persons ('000)	11 392.8	11 418.1	25.3	3.3 %
Unemployed persons ('000)	621.2	618.8	-2.5	-4.1 %
Unemployment rate (%)	5.2	5.1	0.0 pts	-0.4 pts
Participation rate (%)	65.9	66.0	0.1 pts	0.6 pts
<b>Seasonally Adjusted</b>				
Employed persons ('000)	11 415.1	11 417.4	2.3	3.3 %
Unemployed persons ('000)	624.1	598.7	-25.4	-8.1 %
Unemployment rate (%)	5.2	5.0	-0.2 pts	-0.6 pts
Participation rate (%)	66.0	65.8	-0.2 pts	0.4 pts

## KEY POINTS

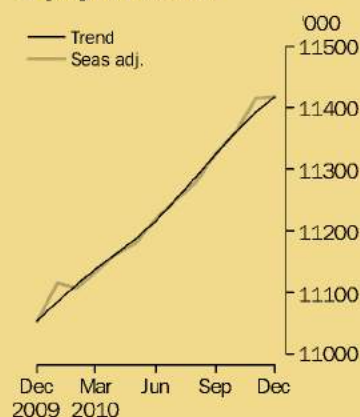
### TREND ESTIMATES (MONTHLY CHANGE)

- Employment increased to 11,418,100
- Unemployment decreased to 618,800
- Unemployment rate decreased to 5.1%
- Participation rate increased to 66.0%
- Aggregate monthly hours worked increased to 1,602.5 million hours

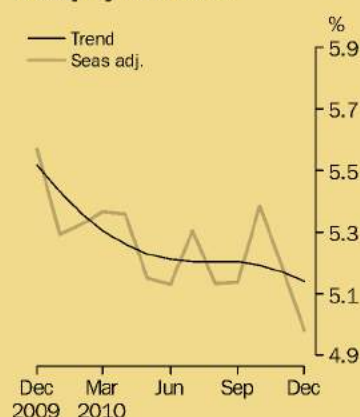
### SEASONALLY ADJUSTED ESTIMATES (MONTHLY CHANGE)

- Employment increased 2,300 to 11,417,400. Full-time employment increased 1,700 to 8,034,200 and part-time employment increased 600 to 3,383,200.
- Unemployment decreased 25,400 (-4.1%) to 598,700. The number of persons looking for full-time work decreased 11,500 to 426,300 and the number of persons looking for part-time work decreased 13,900 to 172,400.
- Unemployment rate decreased 0.2 pts to 5.0%. The male unemployment rate decreased 0.2 pts to 4.7% and the female unemployment rate decreased 0.2 pts to 5.3%.
- Participation rate decreased 0.2 pts to 65.8%.
- Aggregate monthly hours worked decreased 3.4 million hours to 1,599.0 million hours.

### Employed Persons



### Unemployment Rate



## INQUIRIES

For further information about these and related statistics, contact the National Information and Referral Service on 1300 135 070, email [client.services@abs.gov.au](mailto:client.services@abs.gov.au) or Labour Force on Canberra (02) 6252 6525, email [labourforce@abs.gov.au](mailto:labourforce@abs.gov.au).



# LABOUR FORCE

AUSTRALIA

EMBARGO: 11.30AM (CANBERRA TIME) THURS 10 FEB 2011

## KEY FIGURES

	Dec 2010	Jan 2011	Dec 10 to Jan 11	Jan 10 to Jan 11
<b>Trend</b>				
Employed persons ('000)	11 421.2	11 442.8	21.6	3.2 %
Unemployed persons ('000)	615.3	610.3	-5.0	-4.0 %
Unemployment rate (%)	5.1	5.1	0.0 pts	-0.4 pts
Participation rate (%)	65.9	66.0	0.0 pts	0.6 pts
<b>Seasonally Adjusted</b>				
Employed persons ('000)	11 417.5	11 441.5	24.0	3.0 %
Unemployed persons ('000)	597.6	606.5	8.9	-1.9 %
Unemployment rate (%)	5.0	5.0	0.1 pts	-0.2 pts
Participation rate (%)	65.8	65.9	0.1 pts	0.5 pts

## KEY POINTS

### TREND ESTIMATES (MONTHLY CHANGE)

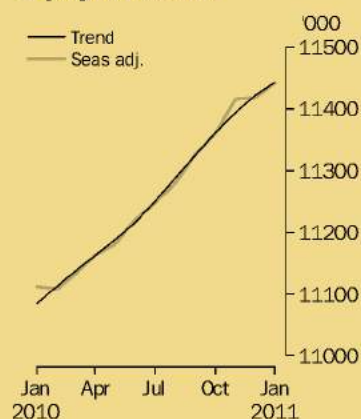
- Employment increased to 11,442,800
- Unemployment decreased to 610,300
- Unemployment rate at 5.1%
- Participation rate at 66.0%
- Aggregate monthly hours worked increased to 1,600.0 million hours

### SEASONALLY ADJUSTED ESTIMATES (MONTHLY CHANGE)

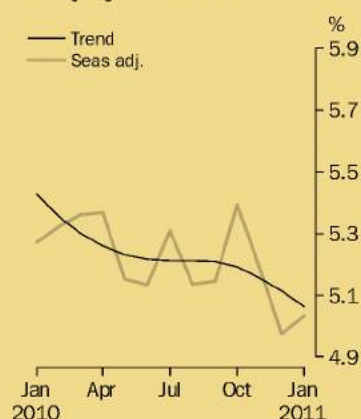
- Employment increased 24,000 to 11,441,500. Full-time employment decreased 8,000 to 8,022,400 and part-time employment increased 32,000 to 3,419,100.
- Unemployment increased 8,900 (1.5%) to 606,500. The number of persons looking for full-time work increased 900 to 426,800 and the number of persons looking for part-time work increased 8,000 to 179,700.
- Unemployment rate at 5.0%. The male unemployment rate at 4.7% and the female unemployment rate increased 0.1 pts to 5.4%.
- Participation rate increased 0.1 pts to 65.9%.
- Aggregate monthly hours worked decreased 12.7 million hours to 1,584.4 million hours.



### Employed Persons



### Unemployment Rate



## INQUIRIES

For further information about these and related statistics, contact the National Information and Referral Service on 1300 135 070, email [client.services@abs.gov.au](mailto:client.services@abs.gov.au) or Labour Force on Canberra (02) 6252 6525, email [labourforce@abs.gov.au](mailto:labourforce@abs.gov.au).



**Australian  
Bureau of  
Statistics**

FEBRUARY 2011

**6202.0**

# LABOUR FORCE

AUSTRALIA

EMBARGO: 11.30AM (CANBERRA TIME) THURS 10 MAR 2011

## KEY FIGURES

	Jan 2011	Feb 2011	Jan 11 to Feb 11	Feb 10 to Feb 11
<b>Trend</b>				
Employed persons ('000)	11 424.6	11 433.7	9.1	2.9 %
Unemployed persons ('000)	607.9	604.1	-3.8	-3.8 %
Unemployment rate (%)	5.1	5.0	0.0 pts	-0.3 pts
Participation rate (%)	65.8	65.8	0.0 pts	0.5 pts
<b>Seasonally Adjusted</b>				
Employed persons ('000)	11 423.0	11 412.9	-10.1	2.7 %
Unemployed persons ('000)	605.3	604.8	-0.5	-3.3 %
Unemployment rate (%)	5.0	5.0	0.0 pts	-0.3 pts
Participation rate (%)	65.8	65.7	-0.1 pts	0.4 pts

## KEY POINTS

### TREND ESTIMATES (MONTHLY CHANGE)

- Employment increased to 11,433,700
- Unemployment decreased to 604,100
- Unemployment rate at 5.0%
- Participation rate at 65.8%
- Aggregate monthly hours worked decreased to 1,599.8 million hours

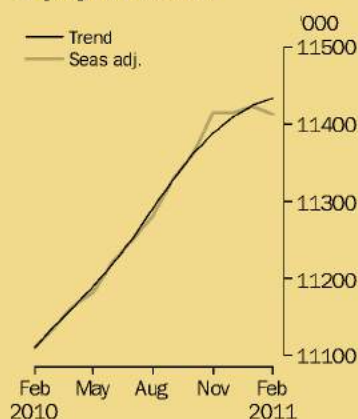
### SEASONALLY ADJUSTED ESTIMATES (MONTHLY CHANGE)

- Employment decreased 10,100 to 11,412,900. Full-time employment increased 47,600 to 8,068,500 and part-time employment decreased 57,700 to 3,344,400.
- Unemployment decreased 500 (0.1%) to 604,800. The number of persons looking for full-time work decreased 6,400 to 419,500 and the number of persons looking for part-time work increased 5,900 to 185,300.
- Unemployment rate at 5.0%. The male unemployment rate increased 0.2 pts to 4.9% and the female unemployment rate decreased 0.2 pts to 5.2%.
- Participation rate decreased 0.1 pts to 65.7%.
- Aggregate monthly hours worked increased 17.9 million hours to 1,602.0 million hours.

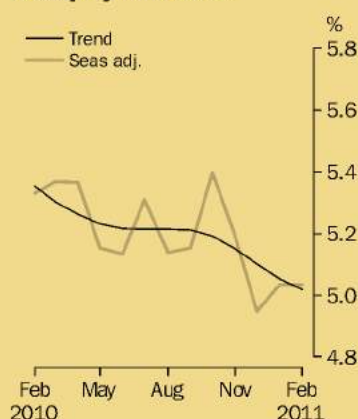
### LABOUR UNDERUTILISATION (QUARTERLY CHANGE)

- Trend estimates: The labour force underutilisation rate decreased to 12.1%.
- Seasonally adjusted estimates: The labour force underutilisation rate decreased 0.4 pts to 11.9%. The male labour force underutilisation rate decreased 0.5 pts to 10.0%. The female labour force underutilisation rate decreased 0.2 pts to 14.3%.

### Employed Persons



### Unemployment Rate



## INQUIRIES

For further information about these and related statistics, contact the National Information and Referral Service on 1300 135 070, email [client.services@abs.gov.au](mailto:client.services@abs.gov.au) or Labour Force on Canberra (02) 6252 6525, email [labourforce@abs.gov.au](mailto:labourforce@abs.gov.au).





# Australian Bureau of Statistics

## LABOUR FORCE

AUSTRALIA

EMBARGO: 11.30AM (CANBERRA TIME) THURS 7 APR 2011

### KEY FIGURES

	Feb 2011	Mar 2011	Feb 11 to Mar 11	Mar 10 to Mar 11
<b>Trend</b>				
Employed persons ('000)	11 439.9	11 448.5	8.6	2.8 %
Unemployed persons ('000)	600.1	594.7	-5.4	-4.7 %
Unemployment rate (%)	5.0	4.9	0.0 pts	-0.4 pts
Participation rate (%)	65.8	65.8	0.0 pts	0.5 pts
<b>Seasonally Adjusted</b>				
Employed persons ('000)	11 419.3	11 457.1	37.8	2.9 %
Unemployed persons ('000)	603.1	592.9	-10.2	-6.3 %
Unemployment rate (%)	5.0	4.9	-0.1 pts	-0.5 pts
Participation rate (%)	65.7	65.8	0.1 pts	0.5 pts

### KEY POINTS

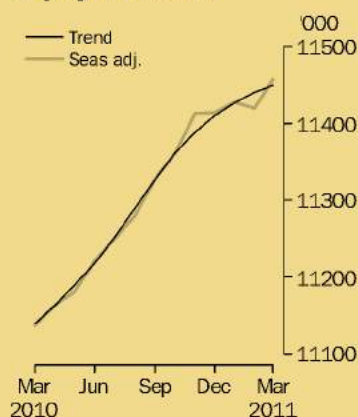
#### TREND ESTIMATES (MONTHLY CHANGE)

- Employment increased to 11,448,500.
- Unemployment decreased to 594,700.
- Unemployment rate decreased to 4.9%.
- Participation rate at 65.8%.
- Aggregate monthly hours worked increased to 1,609.7 million hours.

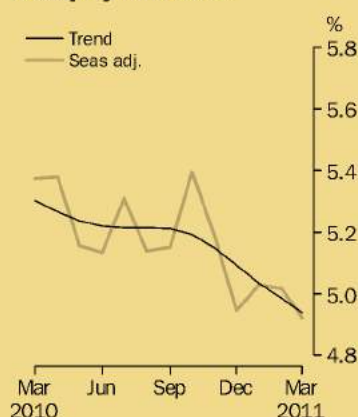
#### SEASONALLY ADJUSTED ESTIMATES (MONTHLY CHANGE)

- Employment increased 37,800 (0.3%) to 11,457,100. Full-time employment increased 32,100 to 8,105,600 and part-time employment increased 5,700 to 3,351,500.
- Unemployment decreased 10,200 (-1.7%) to 592,900. The number of persons looking for full-time work decreased 3,100 to 414,600 and the number of persons looking for part-time work decreased 7,100 to 178,300.
- Unemployment rate decreased to 4.9%. The male unemployment rate decreased 0.3 pts to 4.5% and the female unemployment rate increased 0.1 pts to 5.4%.
- Participation rate increased 0.1 pts to 65.8%.
- Aggregate monthly hours worked increased 13.1 million hours to 1,618.3 million hours.

#### Employed Persons



#### Unemployment Rate



### INQUIRIES

For further information about these and related statistics, contact the National Information and Referral Service on 1300 135 070, email [client.services@abs.gov.au](mailto:client.services@abs.gov.au) or Labour Force on Canberra (02) 6252 6525, email [labourforce@abs.gov.au](mailto:labourforce@abs.gov.au).

# LABOUR FORCE

AUSTRALIA

EMBARGO: 11.30AM (CANBERRA TIME) THURS 12 MAY 2011

## KEY FIGURES

	Mar 2011	Apr 2011	Mar 11 to Apr 11	Apr 10 to Apr 11
<b>Trend</b>				
Employed persons ('000)	11 441.2	11 446.1	4.9	2.5 %
Unemployed persons ('000)	591.7	585.7	-6.0	-5.7 %
Unemployment rate (%)	4.9	4.9	0.0 pts	-0.4 pts
Participation rate (%)	65.7	65.7	-0.1 pts	0.3 pts
<b>Seasonally Adjusted</b>				
Employed persons ('000)	11 458.6	11 436.5	-22.1	2.4 %
Unemployed persons ('000)	592.9	583.0	-9.8	-8.4 %
Unemployment rate (%)	4.9	4.9	-0.1 pts	-0.5 pts
Participation rate (%)	65.8	65.6	-0.2 pts	0.1 pts

## KEY POINTS

### TREND ESTIMATES (MONTHLY CHANGE)

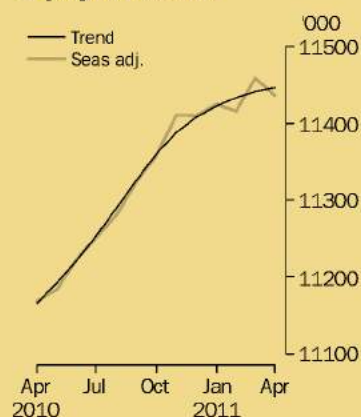
- Employment increased to 11,446,100.
- Unemployment decreased to 585,700.
- Unemployment rate steady at 4.9%.
- Participation rate steady at 65.7%.
- Aggregate monthly hours worked increased to 1,606.6 million hours.

### SEASONALLY ADJUSTED ESTIMATES (MONTHLY CHANGE)

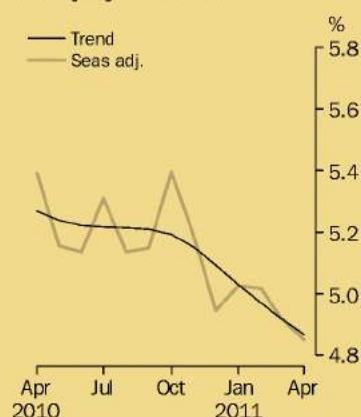
- Employment decreased 22,100 (0.2%) to 11,436,500. Full-time employment decreased 49,100 to 8,056,800 and part-time employment increased 26,900 to 3,379,700.
- Unemployment decreased 9,800 (-1.7%) to 583,000. The number of persons looking for full-time work decreased 1,700 to 413,000 and the number of persons looking for part-time work decreased 8,100 to 170,000.
- The unemployment rate remained steady at 4.9%. The male unemployment rate increased 0.1 pts to 4.7% and the female unemployment rate decreased 0.3 pts to 5.0%.
- The participation rate decreased 0.2 pts to 65.6%.
- Aggregate monthly hours worked decreased 14.7 million hours to 1,601.6 million hours.



### Employed Persons



### Unemployment Rate



## INQUIRIES

For further information about these and related statistics, contact the National Information and Referral Service on 1300 135 070, email [client.services@abs.gov.au](mailto:client.services@abs.gov.au) or Labour Force on Canberra (02) 6252 6525, email [labourforce@abs.gov.au](mailto:labourforce@abs.gov.au).





# Australian Bureau of Statistics

MAY 2011

6202.0

## LABOUR FORCE

AUSTRALIA

EMBARGO: 11.30AM (CANBERRA TIME) THURS 9 JUN 2011

### KEY FIGURES

	Apr 2011	May 2011	Apr 11 to May 11	May 10 to May 11
<b>Trend</b>				
Employed persons ('000)	11 442.4	11 444.2	1.8	2.3 %
Unemployed persons ('000)	589.8	588.4	-1.4	-4.9 %
Unemployment rate (%)	4.9	4.9	0.0 pts	-0.3 pts
Participation rate (%)	65.6	65.6	0.0 pts	0.2 pts
<b>Seasonally Adjusted</b>				
Employed persons ('000)	11 432.8	11 440.5	7.8	2.3 %
Unemployed persons ('000)	583.9	592.8	8.9	-2.3 %
Unemployment rate (%)	4.9	4.9	0.1 pts	-0.2 pts
Participation rate (%)	65.6	65.6	0.0 pts	0.3 pts

### KEY POINTS

#### TREND ESTIMATES (MONTHLY CHANGE)

- Employment increased to 11,444,200.
- Unemployment decreased to 588,400.
- Unemployment rate steady at 4.9%.
- Participation rate steady at 65.6%.
- Aggregate monthly hours worked increased to 1,602.5 million hours.

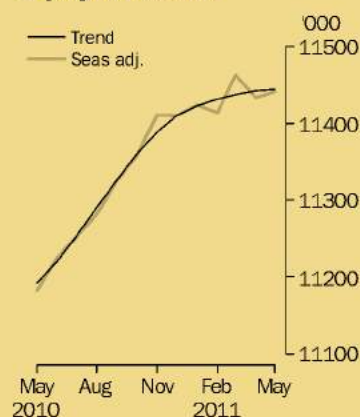
#### SEASONALLY ADJUSTED ESTIMATES (MONTHLY CHANGE)

- Employment increased 7,800 (0.1%) to 11,440,500. Full-time employment decreased 22,000 to 8,027,100 and part-time employment increased 29,800 to 3,413,500.
- Unemployment increased 8,900 (1.5%) to 592,800. The number of persons looking for full-time work increased 6,700 to 421,800 and the number of persons looking for part-time work increased 2,200 to 171,100.
- The unemployment rate remained steady at 4.9%. The male unemployment rate decreased 0.2 pts to 4.5% and the female unemployment rate increased 0.4 pts to 5.4%.
- The participation rate remained steady at 65.6%.
- Aggregate monthly hours worked increased 6.4 million hours to 1,601.1 million hours.

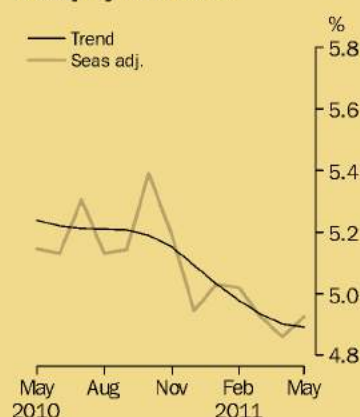
#### LABOUR UNDERUTILISATION (QUARTERLY CHANGE)

- Trend estimates: The labour force underutilisation rate decreased 0.1 pts to 12.0%.
- Seasonally adjusted estimates: The labour force underutilisation rate increased 0.2 pts to 12.2%. The male labour force underutilisation rate increased 0.2 pts to 10.2%. The female labour force underutilisation rate increased 0.2 pts to 14.6%.

#### Employed Persons



#### Unemployment Rate



### INQUIRIES

For further information about these and related statistics, contact the National Information and Referral Service on 1300 135 070, email [client.services@abs.gov.au](mailto:client.services@abs.gov.au) or Labour Force on Canberra (02) 6252 6525, email [labourforce@abs.gov.au](mailto:labourforce@abs.gov.au).

# LABOUR FORCE

AUSTRALIA

EMBARGO: 11.30AM (CANBERRA TIME) THURS 7 JUL 2011

## KEY FIGURES

	May 2011	Jun 2011	May 11 to Jun 11	Jun 10 to Jun 11
<b>Trend</b>				
Employed persons ('000)	11 443.7	11 447.5	3.8	2.0 %
Unemployed persons ('000)	589.5	589.1	-0.4	-4.6 %
Unemployment rate (%)	4.9	4.9	0.0 pts	-0.3 pts
Participation rate (%)	65.6	65.5	0.0 pts	0.2 pts
<b>Seasonally Adjusted</b>				
Employed persons ('000)	11 431.7	11 455.2	23.4	2.0 %
Unemployed persons ('000)	593.6	591.0	-2.6	-2.6 %
Unemployment rate (%)	4.9	4.9	0.0 pts	-0.2 pts
Participation rate (%)	65.5	65.6	0.0 pts	0.2 pts

## KEY POINTS

### TREND ESTIMATES (MONTHLY CHANGE)

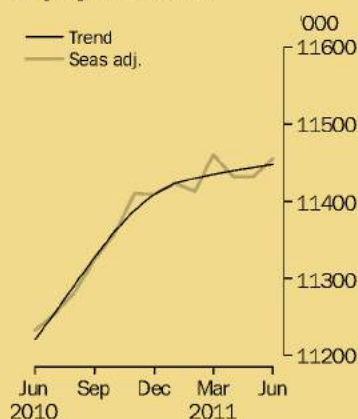
- Employment increased to 11,447,500.
- Unemployment decreased to 589,100.
- Unemployment rate steady at 4.9%.
- Participation rate at 65.5%.
- Aggregate monthly hours worked increased to 1,606.6 million hours.

### SEASONALLY ADJUSTED ESTIMATES (MONTHLY CHANGE)

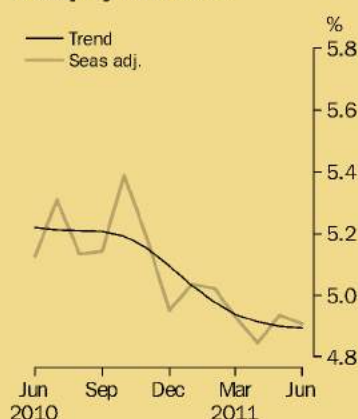
- Employment increased 23,400 (0.2%) to 11,455,200. Full-time employment increased 59,000 to 8,082,100 and part-time employment decreased 35,600 to 3,373,000.
- Unemployment decreased 2,600 (0.4%) to 591,000. The number of persons looking for full-time work decreased 6,500 to 415,500 and the number of persons looking for part-time work increased 3,800 to 175,400.
- The unemployment rate remained steady at 4.9%. The male unemployment rate increased 0.1 pts to 4.6% and the female unemployment rate decreased 0.2 pts to 5.2%.
- The participation rate increased to 65.6%.
- Aggregate monthly hours worked increased 8.8 million hours to 1,611.5 million hours.



### Employed Persons



### Unemployment Rate



## INQUIRIES

For further information about these and related statistics, contact the National Information and Referral Service on 1300 135 070, email [client.services@abs.gov.au](mailto:client.services@abs.gov.au) or Labour Force on Canberra (02) 6252 6525, email [labourforce@abs.gov.au](mailto:labourforce@abs.gov.au).



# LABOUR FORCE

AUSTRALIA

EMBARGO: 11.30AM (CANBERRA TIME) THURS 11 AUG 2011

## KEY FIGURES

	Jun 2011	Jul 2011	Jun 11 to Jul 11	Jul 10 to Jul 11
<b>Trend</b>				
Employed persons ('000)	11 445.5	11 448.5	3.0	1.7 %
Unemployed persons ('000)	596.7	598.5	1.7	-3.1 %
Unemployment rate (%)	5.0	5.0	0.0 pts	-0.2 pts
Participation rate (%)	65.6	65.5	0.0 pts	0.1 pts
<b>Seasonally Adjusted</b>				
Employed persons ('000)	11 450.6	11 450.5	-0.1	1.7 %
Unemployed persons ('000)	593.6	611.6	18.0	-2.3 %
Unemployment rate (%)	4.9	5.1	0.1 pts	-0.2 pts
Participation rate (%)	65.6	65.6	0.0 pts	0.0 pts

## KEY POINTS

### TREND ESTIMATES (MONTHLY CHANGE)

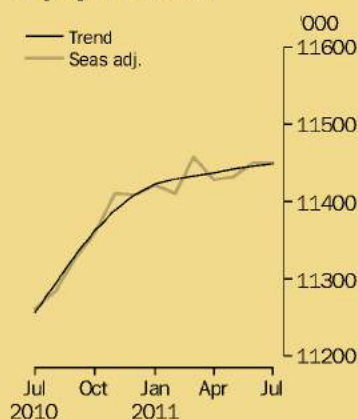
- Employment increased to 11,448,500.
- Unemployment increased to 598,500.
- Unemployment rate steady at 5.0%.
- Participation rate decreased to 65.5%.
- Aggregate monthly hours worked increased to 1,616.9 million hours.

### SEASONALLY ADJUSTED ESTIMATES (MONTHLY CHANGE)

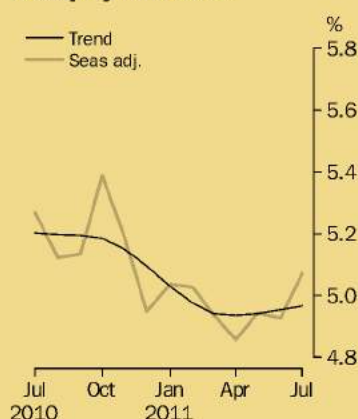
- Employment remained largely unchanged (0.0%) at 11,450,500. A decrease in full-time employment of 22,200 to 8,055,100 was offset by an increase in part-time employment of 22,100 to 3,395,400.
- Unemployment increased 18,000 (3.0%) to 611,600. The number of persons looking for full-time work increased 10,800 to 428,000 and the number of persons looking for part-time work increased 7,200 to 183,600.
- The unemployment rate increased 0.1 pts to 5.1%. The male unemployment rate increased 0.2 pts to 4.9% and the female unemployment rate increased to 5.3%.
- The participation rate remained steady at 65.6%.
- Aggregate monthly hours worked increased 3.6 million hours to 1,621.4 million hours.



### Employed Persons



### Unemployment Rate



## INQUIRIES

For further information about these and related statistics, contact the National Information and Referral Service on 1300 135 070, email [client.services@abs.gov.au](mailto:client.services@abs.gov.au) or Labour Force on Canberra (02) 6252 6525, email [labourforce@abs.gov.au](mailto:labourforce@abs.gov.au).

# LABOUR FORCE

AUSTRALIA

EMBARGO: 11.30AM (CANBERRA TIME) THURS 8 SEP 2011

## KEY FIGURES

	Jul 2011	Aug 2011	Jul 11 to Aug 11	Aug 10 to Aug 11
<b>Trend</b>				
Employed persons ('000)	11 439.6	11 439.9	0.2	1.3 %
Unemployed persons ('000)	612.3	620.3	8.0	0.2 %
Unemployment rate (%)	5.1	5.1	0.1 pts	-0.1 pts
Participation rate (%)	65.6	65.6	0.0 pts	0.0 pts
<b>Seasonally Adjusted</b>				
Employed persons ('000)	11 442.3	11 432.6	-9.7	1.2 %
Unemployed persons ('000)	618.4	636.8	18.4	5.6 %
Unemployment rate (%)	5.1	5.3	0.1 pts	0.2 pts
Participation rate (%)	65.6	65.6	0.0 pts	0.1 pts

## KEY POINTS

### TREND ESTIMATES (MONTHLY CHANGE)

- Employment increased to 11,439,900.
- Unemployment increased to 620,300.
- Unemployment rate steady at 5.1% from a revised July 2011 rate.
- Participation rate steady at 65.6%.
- Aggregate monthly hours worked increased to 1,622.4 million hours.

### SEASONALLY ADJUSTED ESTIMATES (MONTHLY CHANGE)

- Employment decreased 9,700 (0.1%) to 11,432,600. A decrease in full-time employment of 12,600 to 8,034,900 was offset by an increase in part-time employment of 2,900 to 3,397,600.
- Unemployment increased 18,400 (3.0%) to 636,800. The number of persons looking for full-time work increased 24,500 to 458,900 and the number of persons looking for part-time work decreased 6,100 to 177,900.
- The unemployment rate increased 0.1 pts to 5.3%. The male unemployment rate increased 0.3 pts to 5.3% and the female unemployment rate decreased 0.1 pts to 5.3%.
- The participation rate remained steady at 65.6%.
- Aggregate monthly hours worked increased 4.6 million hours to 1,626.8 million hours.

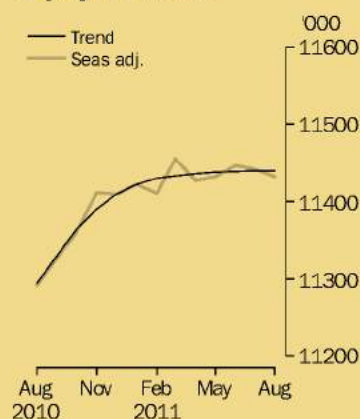
### LABOUR UNDERUTILISATION (QUARTERLY CHANGE)

- Trend estimates: Labour Force underutilisation rate increased 0.1 pts to 12.2%
- Seasonally adjusted estimates: Labour Force underutilisation rate increased 0.1 pts to 12.3%. The male labour force underutilisation rate increased 0.3 pts to 10.5 % and the female labour underutilisation rate decreased 0.1 pts to 14.5 %.

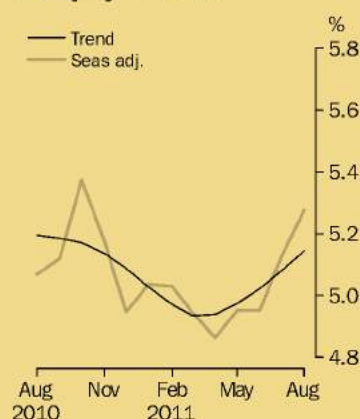


**Australian  
Bureau of  
Statistics**

### Employed Persons



### Unemployment Rate



## INQUIRIES

For further information about these and related statistics, contact the National Information and Referral Service on 1300 135 070, email [client.services@abs.gov.au](mailto:client.services@abs.gov.au) or Labour Force on Canberra (02) 6252 6525, email [labourforce@abs.gov.au](mailto:labourforce@abs.gov.au).





# Australian Bureau of Statistics

## LABOUR FORCE

AUSTRALIA

EMBARGO: 11.30AM (CANBERRA TIME) THURS 13 OCT 2011

### KEY FIGURES

	Aug 2011	Sep 2011	Aug 11 to Sep 11	Sep 10 to Sep 11
<b>Trend</b>				
Employed persons ('000)	11 441.7	11 441.8	0.0	1.0 %
Unemployed persons ('000)	624.5	633.3	8.8	2.2 %
Unemployment rate (%)	5.2	5.2	0.1 pts	0.1 pts
Participation rate (%)	65.6	65.6	0.0 pts	-0.1 pts
<b>Seasonally Adjusted</b>				
Employed persons ('000)	11 430.9	11 451.2	20.4	1.1 %
Unemployed persons ('000)	638.0	634.2	-3.8	4.1 %
Unemployment rate (%)	5.3	5.2	0.0 pts	0.1 pts
Participation rate (%)	65.6	65.6	0.0 pts	0.0 pts

### KEY POINTS

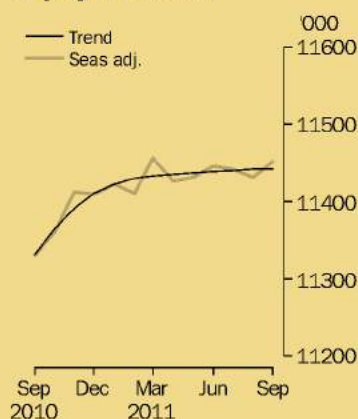
#### TREND ESTIMATES (MONTHLY CHANGE)

- Employment increased to 11,441,800.
- Unemployment increased to 633,300.
- Unemployment rate steady at 5.2% from a revised August 2011 rate.
- Participation rate steady at 65.6%.
- Aggregate monthly hours worked increased to 1,620.7 million hours from a revised August 2011 estimate.

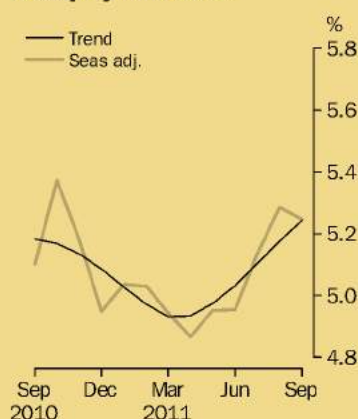
#### SEASONALLY ADJUSTED ESTIMATES (MONTHLY CHANGE)

- Employment increased 20,400 (0.2%) to 11,451,200. Full-time employment increased 10,800 persons to 8,044,200 and part-time employment increased 9,600 persons to 3,407,100.
- Unemployment decreased 3,800 (0.6%) to 634,200. The number of persons looking for full-time work decreased 6,200 to 453,100 and the number of persons looking for part-time work increased 2,400 to 181,100.
- The unemployment rate decreased to 5.2%. The male unemployment rate decreased 0.1 pts to 5.2% and the female unemployment rate remained steady at 5.3%.
- The participation rate remained steady at 65.6%.
- Aggregate monthly hours worked decreased 9.4 million hours to 1,615.1 million hours.

#### Employed Persons



#### Unemployment Rate



### INQUIRIES

For further information about these and related statistics, contact the National Information and Referral Service on 1300 135 070, email [client.services@abs.gov.au](mailto:client.services@abs.gov.au) or Labour Force on Canberra (02) 6252 6525, email [labourforce@abs.gov.au](mailto:labourforce@abs.gov.au).



# Australian Bureau of Statistics

## LABOUR FORCE

AUSTRALIA

EMBARGO: 11.30AM (CANBERRA TIME) THURS 10 NOV 2011

### KEY FIGURES

	Sep 2011	Oct 2011	Sep 11 to Oct 11	Oct 10 to Oct 11
<b>Trend</b>				
Employed persons ('000)	11 447.5	11 453.3	5.8	0.8 %
Unemployed persons ('000)	633.3	639.5	6.2	3.4 %
Unemployment rate (%)	5.2	5.3	0.0 pts	0.1 pts
Participation rate (%)	65.6	65.6	0.0 pts	-0.2 pts
<b>Seasonally Adjusted</b>				
Employed persons ('000)	11 452.2	11 462.3	10.1	0.9 %
Unemployed persons ('000)	636.5	630.8	-5.7	-1.4 %
Unemployment rate (%)	5.3	5.2	0.0 pts	-0.1 pts
Participation rate (%)	65.6	65.6	-0.1 pts	-0.3 pts

### KEY POINTS

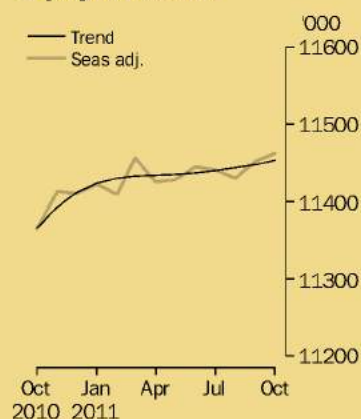
#### TREND ESTIMATES (MONTHLY CHANGE)

- Employment increased to 11,453,300.
- Unemployment increased to 639,500.
- Unemployment rate increased to 5.3%.
- Participation rate steady at 65.6%.
- Aggregate monthly hours worked increased to 1,624.8 million hours.

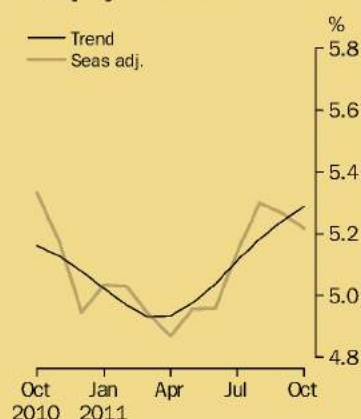
#### SEASONALLY ADJUSTED ESTIMATES (MONTHLY CHANGE)

- Employment increased 10,100 (0.1%) to 11,462,300. Full-time employment increased 20,000 persons to 8,067,500 and part-time employment decreased 9,900 persons to 3,394,800.
- Unemployment decreased 5,700 (0.9%) to 630,800. The number of persons looking for part-time work decreased 15,400 to 165,800 and the number of persons looking for full-time work increased 9,800 to 465,000.
- The unemployment rate at 5.2%. The male unemployment rate increased 0.1 pts to 5.3% and the female unemployment rate decreased 0.2 pts to 5.2%.
- The participation rate decreased 0.1 pts to 65.6%.
- Aggregate monthly hours worked increased 10.4 million hours to 1,626.0 million hours.

#### Employed Persons



#### Unemployment Rate



### INQUIRIES

For further information about these and related statistics, contact the National Information and Referral Service on 1300 135 070, email [client.services@abs.gov.au](mailto:client.services@abs.gov.au) or Labour Force on Canberra (02) 6252 6525, email [labourforce@abs.gov.au](mailto:labourforce@abs.gov.au).



# LABOUR FORCE

AUSTRALIA

EMBARGO: 11.30AM (CANBERRA TIME) THURS 8 DEC 2011

## KEY FIGURES

	Oct 2011	Nov 2011	Oct 11 to Nov 11	Nov 10 to Nov 11
<b>Trend</b>				
Employed persons ('000)	11 452.3	11 456.5	4.2	0.6 %
Unemployed persons ('000)	636.2	638.7	2.5	3.9 %
Unemployment rate (%)	5.3	5.3	0.0 pts	0.2 pts
Participation rate (%)	65.6	65.6	0.0 pts	-0.3 pts
<b>Seasonally Adjusted</b>				
Employed persons ('000)	11 463.4	11 457.1	-6.3	0.4 %
Unemployed persons ('000)	626.5	635.8	9.4	2.4 %
Unemployment rate (%)	5.2	5.3	0.1 pts	0.1 pts
Participation rate (%)	65.6	65.5	-0.1 pts	-0.5 pts

## KEY POINTS

### TREND ESTIMATES (MONTHLY CHANGE)

- Employment increased to 11,456,500.
- Unemployment increased to 638,700.
- Unemployment rate steady at 5.3%.
- Participation rate steady at 65.6%.
- Aggregate monthly hours worked decreased to 1,622.2 million hours.

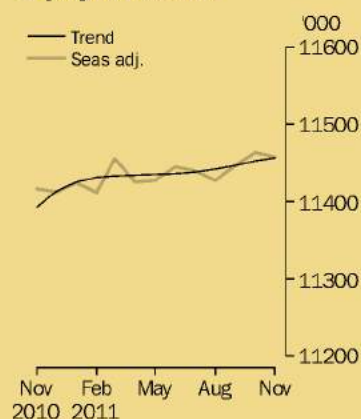
### SEASONALLY ADJUSTED ESTIMATES (MONTHLY CHANGE)

- Employment decreased 6,300 (0.1%) to 11,457,100. Full-time employment decreased 39,900 persons to 8,026,300 and part-time employment increased 33,600 persons to 3,430,800.
- Unemployment increased 9,400 (1.5%) to 635,800. The number of persons looking for part-time work increased 16,500 to 181,300 and the number of persons looking for full-time work decreased 7,100 to 454,600.
- The unemployment rate increased 0.1 pts to 5.3%. The male unemployment rate remained at 5.2% and the female unemployment rate increased 0.2 pts to 5.3%.
- The participation rate decreased 0.1 pts to 65.5%.
- Aggregate monthly hours worked decreased 11.3 million hours to 1,616.8 million hours.

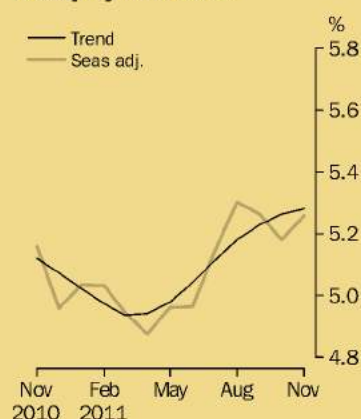
### LABOUR UNDERUTILISATION (QUARTERLY CHANGE)

- Trend estimates: The labour force underutilisation rate increased 0.2 pts to 12.5%.
- Seasonally adjusted estimates: The labour force underutilisation rate increased 0.2 pts to 12.6%. The male labour force underutilisation rate increased 0.1 pts to 10.6%. The female labour force underutilisation rate increased 0.4 pts to 14.9%.

### Employed Persons



### Unemployment Rate



## INQUIRIES

For further information about these and related statistics, contact the National Information and Referral Service on 1300 135 070, email [client.services@abs.gov.au](mailto:client.services@abs.gov.au) or Labour Force on Canberra (02) 6252 6525, email [labourforce@abs.gov.au](mailto:labourforce@abs.gov.au).

# LABOUR FORCE

AUSTRALIA

EMBARGO: 11.30AM (CANBERRA TIME) THURS 19 JAN 2012

## KEY FIGURES

	Nov 2011	Dec 2011	Nov 11 to Dec 11	Dec 10 to Dec 11
<b>Trend</b>				
Employed persons ('000)	11 442.3	11 440.1	-2.1	0.2 %
Unemployed persons ('000)	634.0	634.2	0.2	4.1 %
Unemployment rate (%)	5.3	5.3	0.0 pts	0.2 pts
Participation rate (%)	65.4	65.4	-0.1 pts	-0.5 pts
<b>Seasonally Adjusted</b>				
Employed persons ('000)	11 450.6	11 421.3	-29.3	0.0 %
Unemployed persons ('000)	633.7	629.9	-3.8	6.4 %
Unemployment rate (%)	5.2	5.2	0.0 pts	0.3 pts
Participation rate (%)	65.5	65.2	-0.3 pts	-0.6 pts

## KEY POINTS

### TREND ESTIMATES (MONTHLY CHANGE)

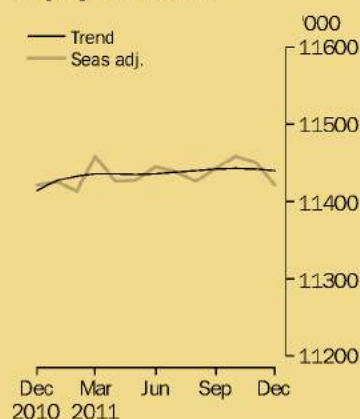
- Employment decreased to 11,440,100.
- Unemployment increased to 634,200.
- Unemployment rate steady at 5.3%.
- Participation rate at 65.4%.
- Aggregate monthly hours worked decreased to 1,620.4 million hours.

### SEASONALLY ADJUSTED ESTIMATES (MONTHLY CHANGE)

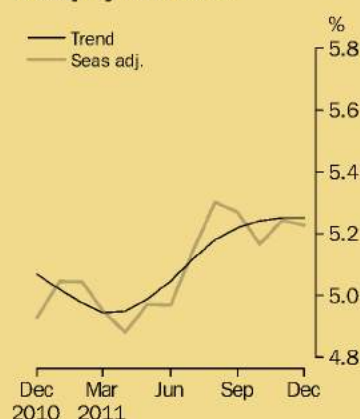
- Employment decreased 29,300 (0.3%) to 11,421,300. Full-time employment increased 24,500 persons to 8,051,000 and part-time employment decreased 53,700 persons to 3,370,300.
- Unemployment decreased 3,800 (0.6%) to 629,900. The number of persons looking for part-time work decreased 4,100 to 177,600 and the number of persons looking for full-time work increased 300 to 452,300.
- The unemployment rate remained steady at 5.2%. The male unemployment rate decreased 0.2 pts to 5.0% and the female unemployment rate increased 0.1 pts to 5.5%.
- The participation rate decreased 0.3 pts to 65.2%.
- Aggregate monthly hours worked increased 5.6 million hours to 1,622.0 million hours.



### Employed Persons



### Unemployment Rate



## INQUIRIES

For further information about these and related statistics, contact the National Information and Referral Service on 1300 135 070, email [client.services@abs.gov.au](mailto:client.services@abs.gov.au) or Labour Force on Canberra (02) 6252 6525, email [labourforce@abs.gov.au](mailto:labourforce@abs.gov.au).



# LABOUR FORCE

AUSTRALIA

EMBARGO: 11.30AM (CANBERRA TIME) THURS 16 FEB 2012

## KEY FIGURES

	Dec 2011	Jan 2012	Dec 11 to Jan 12	Jan 11 to Jan 12
<b>Trend</b>				
Employed persons ('000)	11 446.8	11 448.5	1.7	0.2 %
Unemployed persons ('000)	627.5	623.7	-3.8	3.3 %
Unemployment rate (%)	5.2	5.2	0.0 pts	0.1 pts
Participation rate (%)	65.3	65.3	-0.1 pts	-0.5 pts
<b>Seasonally Adjusted</b>				
Employed persons ('000)	11 417.5	11 463.9	46.3	0.3 %
Unemployed persons ('000)	629.5	614.2	-15.3	1.0 %
Unemployment rate (%)	5.2	5.1	-0.1 pts	0.0 pts
Participation rate (%)	65.2	65.3	0.1 pts	-0.6 pts

## KEY POINTS

### TREND ESTIMATES (MONTHLY CHANGE)

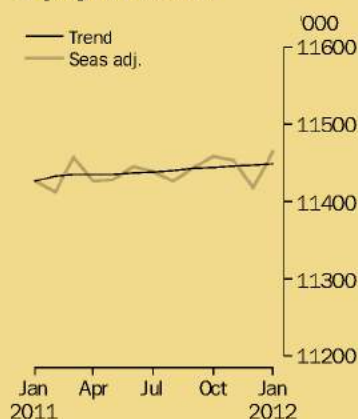
- Employment increased to 11,448,500.
- Unemployment decreased to 623,700.
- Unemployment rate steady at 5.2%.
- Participation rate at 65.3%.
- Aggregate monthly hours worked decreased to 1,607.0 million hours.

### SEASONALLY ADJUSTED ESTIMATES (MONTHLY CHANGE)

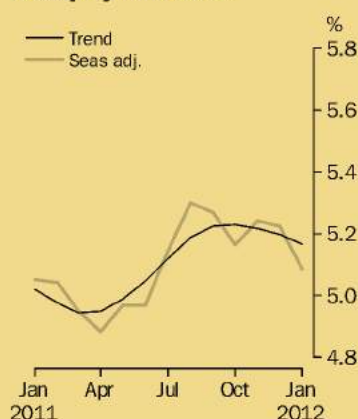
- Employment increased 46,300 (0.4%) to 11,463,900. Full-time employment increased 12,300 persons to 8,063,100 and part-time employment increased 34,000 persons to 3,400,800.
- Unemployment decreased 15,300 (2.4%) to 614,200. The number of persons looking for part-time work decreased 3,000 to 175,200 and the number of persons looking for full-time work decreased 12,300 to 439,000.
- The unemployment rate decreased 0.1 pts to 5.1%. The male unemployment rate decreased 0.1 pts to 4.9% and the female unemployment rate decreased 0.2 pts to 5.3%.
- The participation rate increased 0.1 pts to 65.3%.
- Aggregate monthly hours worked decreased 23.1 million hours to 1,593.9 million hours.



### Employed Persons



### Unemployment Rate



## INQUIRIES

For further information about these and related statistics, contact the National Information and Referral Service on 1300 135 070, email [client.services@abs.gov.au](mailto:client.services@abs.gov.au) or Labour Force on Canberra (02) 6252 6525, email [labourforce@abs.gov.au](mailto:labourforce@abs.gov.au).

# LABOUR FORCE

AUSTRALIA

EMBARGO: 11.30AM (CANBERRA TIME) THURS 8 MAR 2012

## KEY FIGURES

	Jan 2012	Feb 2012	Jan 12 to Feb 12	Feb 11 to Feb 12
<b>Trend</b>				
Employed persons ('000)	11 443.6	11 444.6	1.1	0.1 %
Unemployed persons ('000)	626.8	625.0	-1.7	4.5 %
Unemployment rate (%)	5.2	5.2	0.0 pts	0.2 pts
Participation rate (%)	65.3	65.2	-0.1 pts	-0.6 pts
<b>Seasonally Adjusted</b>				
Employed persons ('000)	11 459.5	11 444.0	-15.4	0.2 %
Unemployed persons ('000)	615.8	632.2	16.4	4.8 %
Unemployment rate (%)	5.1	5.2	0.1 pts	0.2 pts
Participation rate (%)	65.3	65.2	-0.1 pts	-0.5 pts

## KEY POINTS

### TREND ESTIMATES (MONTHLY CHANGE)

- Employment increased to 11,444,600.
- Unemployment decreased to 625,000.
- Unemployment rate steady at 5.2%.
- Participation rate decreased to 65.2%.
- Aggregate monthly hours worked decreased to 1,608.8 million hours.

### SEASONALLY ADJUSTED ESTIMATES (MONTHLY CHANGE)

- Employment decreased 15,400 (0.1%) to 11,444,000. Full-time employment was steady at 8,063,600 and part-time employment decreased 15,400 persons to 3,380,400.
- Unemployment increased 16,400 (2.7%) to 632,200. The number of persons looking for part-time work increased 5,600 to 181,200 and the number of persons looking for full-time work increased 10,800 to 451,000.
- The unemployment rate increased 0.1 pts to 5.2%. The male unemployment rate increased 0.2 pts to 5.1% and the female unemployment rate increased 0.1 pts to 5.4%.
- The participation rate decreased 0.1 pts to 65.2%.
- Aggregate monthly hours worked increased 21.6 million hours to 1,616.6 million hours.

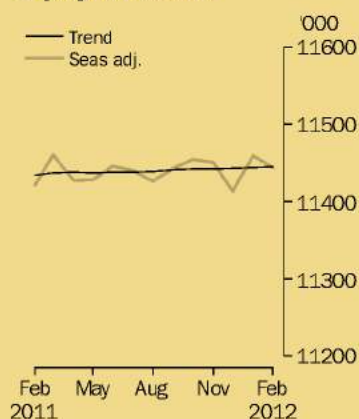
### LABOUR UNDERUTILISATION (QUARTERLY CHANGE)

- Trend estimates: The labour force underutilisation rate increased to 12.6%.
- Seasonally adjusted estimates: The labour force underutilisation rate decreased to 12.5%. The male labour force underutilisation rate increased 0.2 pts to 10.8%. The female labour force underutilisation rate decreased 0.3 pts to 14.5%.

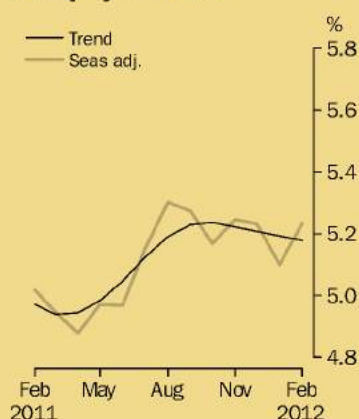


**Australian  
Bureau of  
Statistics**

### Employed Persons



### Unemployment Rate



## INQUIRIES

For further information about these and related statistics, contact the National Information and Referral Service on 1300 135 070, email [client.services@abs.gov.au](mailto:client.services@abs.gov.au) or Labour Force on Canberra (02) 6252 6525, email [labourforce@abs.gov.au](mailto:labourforce@abs.gov.au).





**Australian  
Bureau of  
Statistics**

MARCH 2012

**6202.0**

# LABOUR FORCE

AUSTRALIA

EMBARGO: 11.30AM (CANBERRA TIME) THURS 12 APR 2012

## KEY FIGURES

	Feb 2012	Mar 2012	Feb 12 to Mar 12	Mar 11 to Mar 12
<b>Trend</b>				
Employed persons ('000)	11 459.2	11 465.7	6.5	0.3 %
Unemployed persons ('000)	626.6	626.8	0.2	5.5 %
Unemployment rate (%)	5.2	5.2	0.0 pts	0.2 pts
Participation rate (%)	65.3	65.3	0.0 pts	-0.4 pts
<b>Seasonally Adjusted</b>				
Employed persons ('000)	11 447.3	11 491.2	44.0	0.3 %
Unemployed persons ('000)	632.3	629.1	-3.2	5.6 %
Unemployment rate (%)	5.2	5.2	0.0 pts	0.2 pts
Participation rate (%)	65.2	65.4	0.2 pts	-0.4 pts

## KEY POINTS

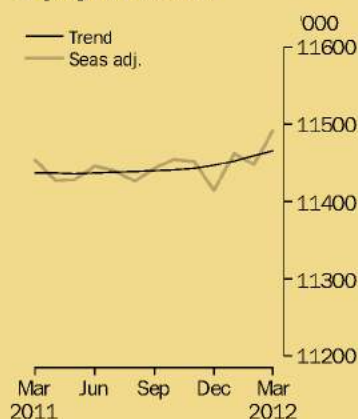
### TREND ESTIMATES (MONTHLY CHANGE)

- Employment increased to 11,465,700.
- Unemployment increased to 626,800.
- Unemployment rate steady at 5.2%.
- Participation rate steady at 65.3%.
- Aggregate monthly hours worked increased to 1,613.9 million hours.

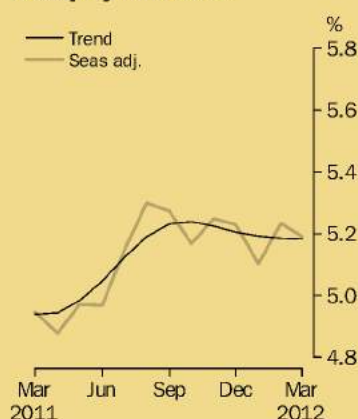
### SEASONALLY ADJUSTED ESTIMATES (MONTHLY CHANGE)

- Employment increased 44,000 (0.4%) to 11,491,200. Full-time employment increased 15,800 (0.2%) to 8,080,400 and part-time employment increased 28,200 (0.8%) to 3,410,900.
- Unemployment decreased 3,200 (0.5%) to 629,100. The number of persons looking for full-time work decreased 3,100 (0.7%) to 447,500 and 181,600 were looking for part-time work.
- The unemployment rate remained steady at 5.2%. The male unemployment rate remained steady at 5.1% and the female unemployment rate decreased to 5.3%.
- The participation rate increased 0.2 pts to 65.4%.
- Aggregate monthly hours worked increased 9.5 million hours to 1,624.2 million hours.

### Employed Persons



### Unemployment Rate



## INQUIRIES

For further information about these and related statistics, contact the National Information and Referral Service on 1300 135 070, email [client.services@abs.gov.au](mailto:client.services@abs.gov.au) or Labour Force on Canberra (02) 6252 6525, email [labourforce@abs.gov.au](mailto:labourforce@abs.gov.au).

# LABOUR FORCE

AUSTRALIA

EMBARGO: 11.30AM (CANBERRA TIME) THURS 10 MAY 2012

## KEY FIGURES

	Mar 2012	Apr 2012	Mar 12 to Apr 12	Apr 11 to Apr 12
<b>Trend</b>				
Employed persons ('000)	11 473.6	11 484.2	10.6	0.4 %
Unemployed persons ('000)	617.6	614.2	-3.4	3.1 %
Unemployment rate (%)	5.1	5.1	0.0 pts	0.1 pts
Participation rate (%)	65.2	65.2	0.0 pts	-0.4 pts
<b>Seasonally Adjusted</b>				
Employed persons ('000)	11 485.5	11 501.0	15.5	0.6 %
Unemployed persons ('000)	627.0	598.2	-28.8	1.4 %
Unemployment rate (%)	5.2	4.9	-0.2 pts	0.0 pts
Participation rate (%)	65.3	65.2	-0.1 pts	-0.4 pts

## KEY POINTS

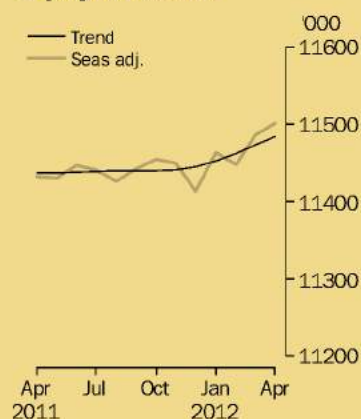
### TREND ESTIMATES (MONTHLY CHANGE)

- Employment increased to 11,484,200.
- Unemployment decreased to 614,200.
- Unemployment rate steady at 5.1% from a revised March 2012 rate.
- Participation rate steady at 65.2% from a revised March 2012 rate.
- Aggregate monthly hours worked increased to 1,624.1 million hours.

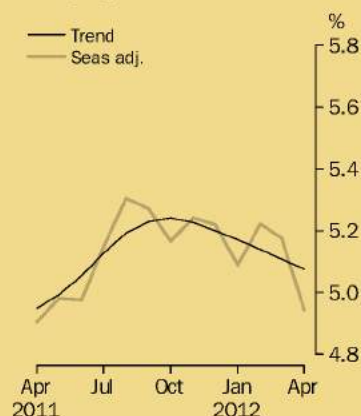
### SEASONALLY ADJUSTED ESTIMATES (MONTHLY CHANGE)

- Employment increased 15,500 (0.1%) to 11,501,000. Full-time employment decreased 10,500 (0.1%) to 8,062,800 and part-time employment increased 26,000 (0.8%) to 3,438,200.
- Unemployment decreased 28,800 (4.6%) to 598,200. The number of persons looking for full-time work decreased 22,000 (4.9%) to 423,800 and the number of persons looking for part-time work decreased 6,800 to 174,500.
- The unemployment rate decreased 0.2 pts to 4.9%. The male unemployment rate decreased 0.2 pts to 4.8% and the female unemployment rate decreased 0.2 pts to 5.1%.
- The participation rate decreased 0.1 pts to 65.2%.
- Aggregate monthly hours worked increased 6.6 million hours to 1,633.9 million hours.

### Employed Persons



### Unemployment Rate



## INQUIRIES

For further information about these and related statistics, contact the National Information and Referral Service on 1300 135 070, email [client.services@abs.gov.au](mailto:client.services@abs.gov.au) or Labour Force on Canberra (02) 6252 6525, email [labourforce@abs.gov.au](mailto:labourforce@abs.gov.au).



# LABOUR FORCE

AUSTRALIA

EMBARGO: 11.30AM (CANBERRA TIME) THURS 7 JUN 2012

## KEY FIGURES

	Apr 2012	May 2012	Apr 12 to May 12	May 11 to May 12
<b>Trend</b>				
Employed persons ('000)	11 500.8	11 517.0	16.2	0.7 %
Unemployed persons ('000)	618.0	615.8	-2.2	2.5 %
Unemployment rate (%)	5.1	5.1	0.0 pts	0.1 pts
Participation rate (%)	65.3	65.3	0.0 pts	-0.3 pts
<b>Seasonally Adjusted</b>				
Employed persons ('000)	11 499.1	11 537.9	38.9	1.0 %
Unemployed persons ('000)	600.4	622.8	22.4	4.5 %
Unemployment rate (%)	5.0	5.1	0.2 pts	0.2 pts
Participation rate (%)	65.2	65.5	0.3 pts	0.0 pts

## KEY POINTS

### TREND ESTIMATES (MONTHLY CHANGE)

- Employment increased to 11,517,000.
- Unemployment decreased to 615,800 from a revised April 2012 estimate.
- Unemployment rate was steady at 5.1%.
- Participation rate steady at 65.3% from a revised April 2012 rate.
- Aggregate monthly hours worked increased to 1,628.3 million hours.

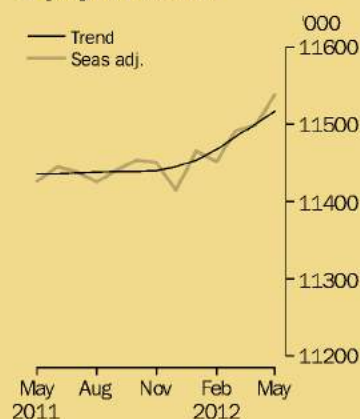
### SEASONALLY ADJUSTED ESTIMATES (MONTHLY CHANGE)

- Employment increased 38,900 (0.3%) to 11,537,900. Full-time employment increased 46,100 (0.6%) to 8,107,900 and part-time employment decreased 7,200 (0.2%) to 3,430,100.
- Unemployment increased 22,400 (3.7%) to 622,800. The number of persons looking for full-time work increased 6,500 (1.5%) to 430,000 and the number of persons looking for part-time work increased 15,900 (9.0%) to 192,800.
- The unemployment rate increased 0.2 pts to 5.1%. The male unemployment rate was steady at 4.8% and the female unemployment rate increased 0.3 pts to 5.5%.
- The participation rate increased 0.3 pts to 65.5%.
- Aggregate monthly hours worked decreased 4.7 million hours to 1,627.2 million hours.

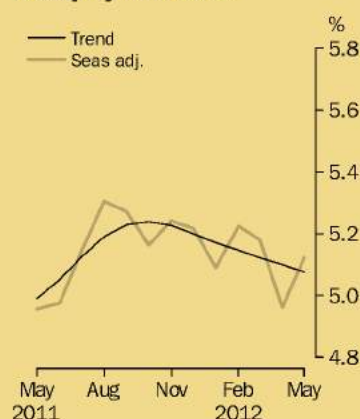
### LABOUR UNDERUTILISATION (QUARTERLY CHANGE)

- Trend estimates: The labour force underutilisation rate was steady at 12.6%.
- Seasonally adjusted estimates: The labour force underutilisation rate increased 0.1 pts to 12.6%. The male labour force underutilisation rate decreased 0.3 pts to 10.4%. The female labour force underutilisation rate increased 0.6 pts to 15.2%.

### Employed Persons



### Unemployment Rate



## INQUIRIES

For further information about these and related statistics, contact the National Information and Referral Service on 1300 135 070, email [client.services@abs.gov.au](mailto:client.services@abs.gov.au) or Labour Force on Canberra (02) 6252 6525, email [labourforce@abs.gov.au](mailto:labourforce@abs.gov.au).



# Australian Bureau of Statistics

## LABOUR FORCE

AUSTRALIA

EMBARGO: 11.30AM (CANBERRA TIME) THURS 12 JUL 2012

### KEY FIGURES

	May 2012	Jun 2012	May 12 to Jun 12	Jun 11 to Jun 12
<b>Trend</b>				
Employed persons ('000)	11 507.0	11 517.6	10.6	0.7 %
Unemployed persons ('000)	621.7	622.8	1.1	2.4 %
Unemployment rate (%)	5.1	5.1	0.0 pts	0.1 pts
Participation rate (%)	65.3	65.3	0.0 pts	-0.3 pts
<b>Seasonally Adjusted</b>				
Employed persons ('000)	11 527.5	11 500.5	-27.0	0.4 %
Unemployed persons ('000)	624.2	631.3	7.2	5.9 %
Unemployment rate (%)	5.1	5.2	0.1 pts	0.3 pts
Participation rate (%)	65.4	65.2	-0.2 pts	-0.3 pts

### KEY POINTS

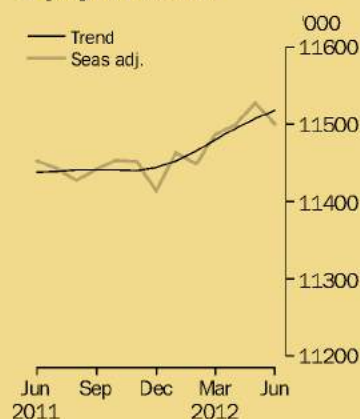
#### TREND ESTIMATES (MONTHLY CHANGE)

- Employment increased to 11,517,600.
- Unemployment increased to 622,800.
- Unemployment rate steady at 5.1%.
- Participation rate steady at 65.3%.
- Aggregate monthly hours worked decreased to 1,617.9 million hours.

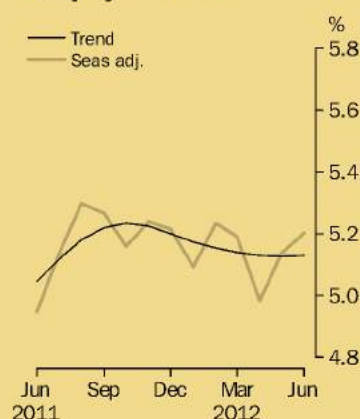
#### SEASONALLY ADJUSTED ESTIMATES (MONTHLY CHANGE)

- Employment decreased 27,000 (0.2%) to 11,500,500. Full-time employment decreased 33,500 to 8,065,500 and part-time employment increased 6,600 to 3,435,000.
- Unemployment increased 7,200 (1.1%) to 631,300. The number of persons looking for full-time work increased 7,800 to 438,300 and the number of persons looking for part-time work decreased to 193,000.
- The unemployment rate increased 0.1 pts to 5.2%. The male unemployment rate increased 0.1 pts to 4.9% and the female unemployment rate was steady at 5.5%.
- The participation rate decreased 0.2 pts to 65.2%.
- Aggregate monthly hours worked decreased 19.6 million hours to 1,602.1 million hours.

#### Employed Persons



#### Unemployment Rate



### INQUIRIES

For further information about these and related statistics, contact the National Information and Referral Service on 1300 135 070, email [client.services@abs.gov.au](mailto:client.services@abs.gov.au) or Labour Force on Canberra (02) 6252 6525, email [labourforce@abs.gov.au](mailto:labourforce@abs.gov.au).





# Australian Bureau of Statistics

## LABOUR FORCE

AUSTRALIA

EMBARGO: 11.30AM (CANBERRA TIME) THURS 9 AUG 2012

### KEY FIGURES

	Jun 2012	Jul 2012	Jun 12 to Jul 12	Jul 11 to Jul 12
<b>Trend</b>				
Employed persons ('000)	11 513.5	11 517.5	4.0	0.7 %
Unemployed persons ('000)	628.4	631.7	3.3	2.3 %
Unemployment rate (%)	5.2	5.2	0.0 pts	0.1 pts
Participation rate (%)	65.3	65.3	0.0 pts	-0.3 pts
<b>Seasonally Adjusted</b>				
Employed persons ('000)	11 498.6	11 512.6	14.0	0.6 %
Unemployed persons ('000)	637.6	635.1	-2.5	2.5 %
Unemployment rate (%)	5.3	5.2	0.0 pts	0.1 pts
Participation rate (%)	65.3	65.2	0.0 pts	-0.4 pts

### KEY POINTS

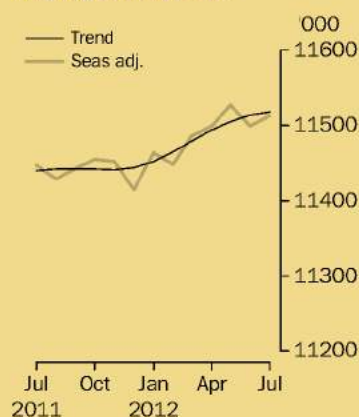
#### TREND ESTIMATES (MONTHLY CHANGE)

- Employment increased to 11,517,500.
- Unemployment increased to 631,700.
- Unemployment rate steady at 5.2%.
- Participation rate steady at 65.3%.
- Aggregate monthly hours worked decreased to 1,626.0 million hours from a revised June 2012 estimate.

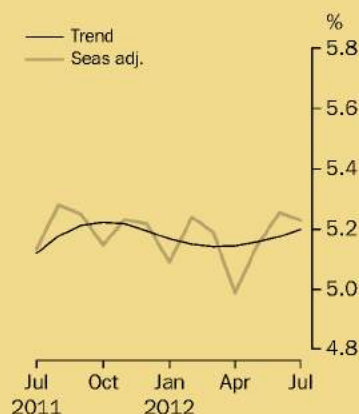
#### SEASONALLY ADJUSTED ESTIMATES (MONTHLY CHANGE)

- Employment increased 14,000 (0.1%) to 11,512,600. Full-time employment increased 9,200 to 8,073,700 and part-time employment increased 4,800 to 3,439,000.
- Unemployment decreased 2,500 (0.4%) to 635,100. The number of persons looking for full-time work increased 14,600 to 457,600 and the number of persons looking for part-time work decreased 17,100 to 177,500.
- The unemployment rate at 5.2%. The male unemployment rate increased 0.2 pts to 5.2% and the female unemployment rate decreased 0.3 pts to 5.3%.
- The participation rate at 65.2%.
- Aggregate monthly hours worked increased 13.4 million hours to 1,625.1 million hours from a revised June 2012 estimate.

#### Employed Persons



#### Unemployment Rate



#### INQUIRIES

For further information about these and related statistics, contact the National Information and Referral Service on 1300 135 070, email [client.services@abs.gov.au](mailto:client.services@abs.gov.au) or Labour Force on Canberra (02) 6252 6525, email [labourforce@abs.gov.au](mailto:labourforce@abs.gov.au).

# LABOUR FORCE

AUSTRALIA

EMBARGO: 11.30AM (CANBERRA TIME) THURS 6 SEP 2012

## KEY FIGURES

	Jul 2012	Aug 2012	Jul 12 to Aug 12	Aug 11 to Aug 12
<b>Trend</b>				
Employed persons ('000)	11 507.9	11 509.1	1.2	0.6 %
Unemployed persons ('000)	628.8	629.1	0.3	0.8 %
Unemployment rate (%)	5.2	5.2	0.0 pts	0.0 pts
Participation rate (%)	65.2	65.2	0.0 pts	-0.4 pts
<b>Seasonally Adjusted</b>				
Employed persons ('000)	11 506.9	11 498.1	-8.8	0.5 %
Unemployed persons ('000)	633.2	622.6	-10.6	-2.0 %
Unemployment rate (%)	5.2	5.1	-0.1 pts	-0.1 pts
Participation rate (%)	65.2	65.0	-0.2 pts	-0.6 pts

## KEY POINTS

### TREND ESTIMATES (MONTHLY CHANGE)

- Employment increased to 11,509,100 from a revised July 2012 estimate.
- Unemployment increased to 629,100 from a revised July 2012 estimate.
- Unemployment rate steady at 5.2%.
- Participation rate steady at 65.2% from a revised July 2012 estimate.
- Aggregate monthly hours worked decreased to 1,619.5 million hours.

### SEASONALLY ADJUSTED ESTIMATES (MONTHLY CHANGE)

- Employment decreased 8,800 (0.1%) to 11,498,100. Full-time employment increased 600 to 8,071,400 and part-time employment decreased 9,300 to 3,426,700.
- Unemployment decreased 10,600 (1.7%) to 622,600. The number of persons looking for full-time work increased 12,800 to 469,400 and the number of persons looking for part-time work decreased 23,400 to 153,200.
- The unemployment rate decreased 0.1 pts to 5.1%. The male unemployment rate increased 0.1 pts to 5.2% and the female unemployment rate decreased 0.2 pts to 5.0%.
- The participation rate decreased 0.2 pts to 65.0%.
- Aggregate monthly hours worked decreased 5.7 million hours to 1,618.8 million hours.

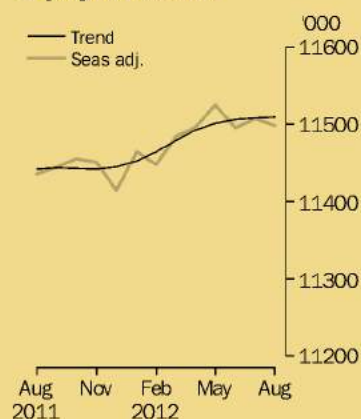
### LABOUR UNDERUTILISATION (QUARTERLY CHANGE)

- Trend estimates: The labour force underutilisation rate decreased 0.1 pts to 12.5%.
- Seasonally adjusted estimates: The labour force underutilisation rate decreased 0.2 pts to 12.4%. The male labour force underutilisation rate increased 0.2 pts to 10.6%. The female labour force underutilisation rate decreased 0.6 pts to 14.6%.

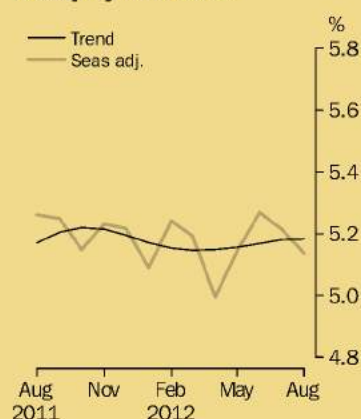


**Australian  
Bureau of  
Statistics**

### Employed Persons



### Unemployment Rate



## INQUIRIES

For further information about these and related statistics, contact the National Information and Referral Service on 1300 135 070, email [client.services@abs.gov.au](mailto:client.services@abs.gov.au) or Labour Force on Canberra (02) 6252 6525, email [labourforce@abs.gov.au](mailto:labourforce@abs.gov.au).



# LABOUR FORCE

AUSTRALIA

EMBARGO: 11.30AM (CANBERRA TIME) THURS 11 OCT 2012

## KEY FIGURES

	Aug 2012	Sep 2012	Aug 12 to Sep 12	Sep 11 to Sep 12
<b>Trend</b>				
Employed persons ('000)	11 507.9	11 506.9	-1.0	0.5 %
Unemployed persons ('000)	640.1	645.6	5.5	2.9 %
Unemployment rate (%)	5.3	5.3	0.0 pts	0.1 pts
Participation rate (%)	65.2	65.2	0.0 pts	-0.4 pts
<b>Seasonally Adjusted</b>				
Employed persons ('000)	11 497.4	11 511.9	14.5	0.5 %
Unemployed persons ('000)	623.8	662.7	38.8	5.6 %
Unemployment rate (%)	5.1	5.4	0.3 pts	0.2 pts
Participation rate (%)	65.0	65.2	0.2 pts	-0.3 pts

## KEY POINTS

### TREND ESTIMATES (MONTHLY CHANGE)

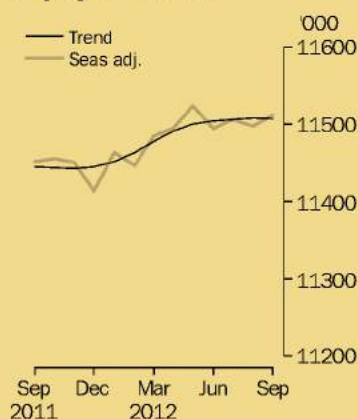
- Employment decreased to 11,506,900.
- Unemployment increased to 645,600.
- Unemployment rate steady at 5.3%.
- Participation rate steady at 65.2%.
- Aggregate monthly hours worked decreased to 1,621.1 million hours.

### SEASONALLY ADJUSTED ESTIMATES (MONTHLY CHANGE)

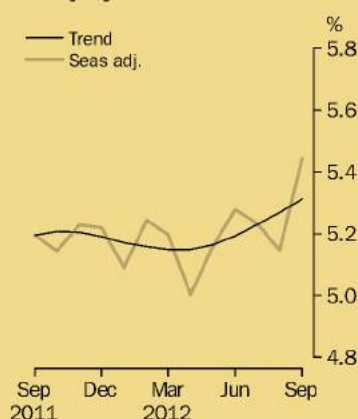
- Employment increased 14,500 (0.1%) to 11,511,900. Full-time employment increased 32,100 to 8,107,000 and part-time employment decreased 17,700 to 3,404,900.
- Unemployment increased 38,800 (6.2%) to 662,700. The number of persons looking for full-time work increased 13,200 to 483,800 and the number of persons looking for part-time work increased 25,700 to 178,900.
- The unemployment rate increased 0.3 pts to 5.4%. The male unemployment rate increased 0.3 pts to 5.6% and the female unemployment rate increased 0.3 pts to 5.3%.
- The participation rate increased 0.2 pts to 65.2%.
- Aggregate monthly hours worked increased 7.6 million hours to 1,627.5 million hours.



### Employed Persons



### Unemployment Rate



## INQUIRIES

For further information about these and related statistics, contact the National Information and Referral Service on 1300 135 070, email [client.services@abs.gov.au](mailto:client.services@abs.gov.au) or Labour Force on Canberra (02) 6252 6525, email [labourforce@abs.gov.au](mailto:labourforce@abs.gov.au).

# LABOUR FORCE

AUSTRALIA

EMBARGO: 11.30AM (CANBERRA TIME) THURS 8 NOV 2012

## KEY FIGURES

	Sep 2012	Oct 2012	Sep 12 to Oct 12	Oct 11 to Oct 12
<b>Trend</b>				
Employed persons ('000)	11 510.8	11 513.2	2.4	0.6 %
Unemployed persons ('000)	647.0	652.7	5.7	3.9 %
Unemployment rate (%)	5.3	5.4	0.0 pts	0.2 pts
Participation rate (%)	65.2	65.1	0.0 pts	-0.3 pts
<b>Seasonally Adjusted</b>				
Employed persons ('000)	11 512.6	11 523.2	10.7	0.6 %
Unemployed persons ('000)	662.0	653.2	-8.8	5.2 %
Unemployment rate (%)	5.4	5.4	-0.1 pts	0.2 pts
Participation rate (%)	65.2	65.1	-0.1 pts	-0.4 pts

## KEY POINTS

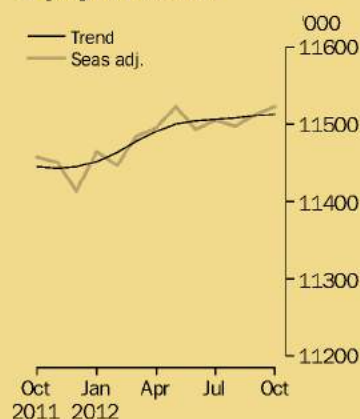
### TREND ESTIMATES (MONTHLY CHANGE)

- Employment increased to 11,513,200.
- Unemployment increased to 652,700.
- Unemployment rate at 5.4%.
- Participation rate at 65.1%.
- Aggregate monthly hours worked decreased to 1,621.1 million hours.

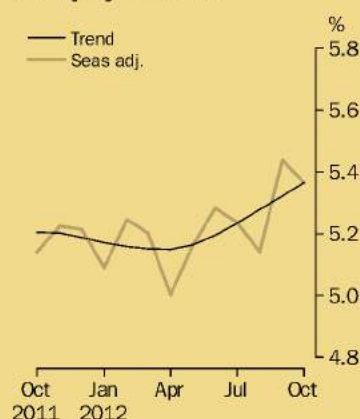
### SEASONALLY ADJUSTED ESTIMATES (MONTHLY CHANGE)

- Employment increased 10,700 (0.1%) to 11,523,200. Full-time employment increased 18,700 to 8,130,100 and part-time employment decreased 8,000 to 3,393,100.
- Unemployment decreased 8,800 (1.3%) to 653,200. The number of persons looking for full-time work decreased 10,900 to 472,100 and the number of persons looking for part-time work increased 2,100 to 181,100.
- The unemployment rate decreased slightly but the rounded estimate remained at 5.4%.
- The participation rate decreased 0.1 pts to 65.1%.
- Aggregate monthly hours worked decreased 4.2 million hours to 1,622.6 million hours.

### Employed Persons



### Unemployment Rate



## INQUIRIES

For further information about these and related statistics, contact the National Information and Referral Service on 1300 135 070, email [client.services@abs.gov.au](mailto:client.services@abs.gov.au) or Labour Force on Canberra (02) 6252 6525, email [labourforce@abs.gov.au](mailto:labourforce@abs.gov.au).





# Australian Bureau of Statistics

## LABOUR FORCE

AUSTRALIA

EMBARGO: 11.30AM (CANBERRA TIME) THURS 6 DEC 2012

**Note:**  
Previously published  
estimates have been  
revised. See page 2  
for details.

### KEY FIGURES

	Oct 2012	Nov 2012	Oct 12 to Nov 12	Nov 11 to Nov 12
<b>Trend</b>				
Employed persons ('000)	11 529.4	11 535.2	5.8	1.0 %
Unemployed persons ('000)	647.8	648.5	0.7	3.6 %
Unemployment rate (%)	5.3	5.3	0.0 pts	0.1 pts
Participation rate (%)	65.1	65.1	0.0 pts	-0.3 pts
<b>Seasonally Adjusted</b>				
Employed persons ('000)	11 532.5	11 546.4	13.9	1.1 %
Unemployed persons ('000)	653.6	637.4	-16.3	1.4 %
Unemployment rate (%)	5.4	5.2	-0.1 pts	0.0 pts
Participation rate (%)	65.2	65.1	-0.1 pts	-0.4 pts

### KEY POINTS

#### TREND ESTIMATES (MONTHLY CHANGE)

- Employment increased to 11,535,200.
- Unemployment increased to 648,500 from a revised October 2012 estimate.
- Unemployment rate steady at 5.3% from a revised October 2012 estimate.
- Participation rate steady at 65.1%.
- Aggregate monthly hours worked increased to 1,622.0 million hours.

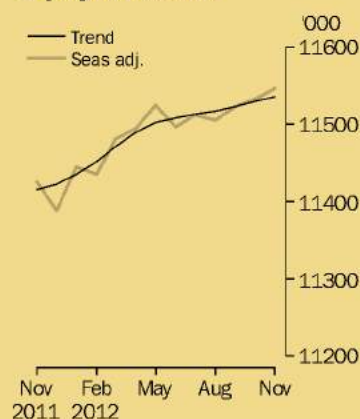
#### SEASONALLY ADJUSTED ESTIMATES (MONTHLY CHANGE)

- Employment increased 13,900 (0.1%) to 11,546,400. Full-time employment decreased 4,200 to 8,132,200 and part-time employment increased 18,100 to 3,414,200.
- Unemployment decreased 16,300 (2.5%) to 637,400. The number of persons looking for full-time work decreased 8,500 to 461,800 and the number of persons looking for part-time work decreased 7,800 to 175,500.
- The unemployment rate decreased to 5.2%, a decrease of 0.1 pts based on unrounded estimates.
- The participation rate decreased 0.1 pts to 65.1%.
- Aggregate monthly hours worked increased 1.3 million hours to 1,622.0 million hours.

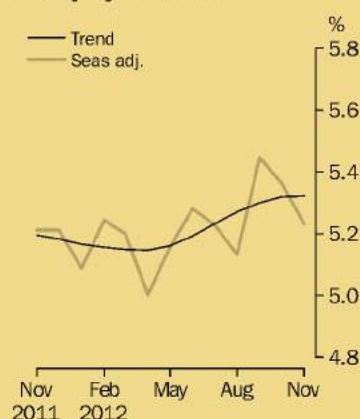
#### LABOUR UNDERUTILISATION (QUARTERLY CHANGE)

- Trend estimates: The labour force underutilisation rate was steady at 12.5%.
- Seasonally adjusted estimates: The labour force underutilisation rate increased 0.2 pts to 12.5%. The male labour force underutilisation rate increased 0.1 pts to 10.7%. The female labour force underutilisation rate increased 0.2 pts to 14.7%.

#### Employed Persons



#### Unemployment Rate



### INQUIRIES

For further information about these and related statistics, contact the National Information and Referral Service on 1300 135 070, email [client.services@abs.gov.au](mailto:client.services@abs.gov.au) or Labour Force on Canberra (02) 6252 6525, email [labourforce@abs.gov.au](mailto:labourforce@abs.gov.au).

# LABOUR FORCE

AUSTRALIA

EMBARGO: 11.30AM (CANBERRA TIME) THURS 17 JAN 2013

## KEY FIGURES

	Nov 2012	Dec 2012	Nov 12 to Dec 12	Dec 11 to Dec 12
<b>Trend</b>				
Employed persons ('000)	11 534.5	11 541.5	7.0	1.0 %
Unemployed persons ('000)	652.5	653.8	1.4	4.8 %
Unemployment rate (%)	5.4	5.4	0.0 pts	0.2 pts
Participation rate (%)	65.1	65.1	0.0 pts	-0.2 pts
<b>Seasonally Adjusted</b>				
Employed persons ('000)	11 544.4	11 538.9	-5.5	1.3 %
Unemployed persons ('000)	639.8	656.4	16.6	5.9 %
Unemployment rate (%)	5.3	5.4	0.1 pts	0.2 pts
Participation rate (%)	65.1	65.1	0.0 pts	-0.1 pts

## KEY POINTS

### TREND ESTIMATES (MONTHLY CHANGE)

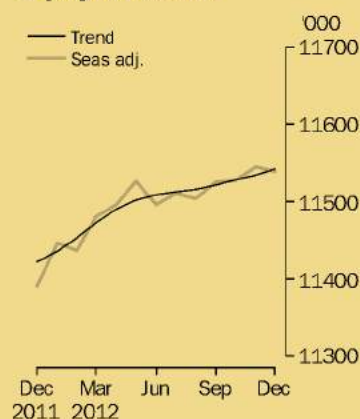
- Employment increased to 11,541,500.
- Unemployment increased to 653,800.
- Unemployment rate steady at 5.4% from a revised November 2012 estimate.
- Participation rate steady at 65.1%.
- Aggregate monthly hours worked increased to 1,622.9 million hours.

### SEASONALLY ADJUSTED ESTIMATES (MONTHLY CHANGE)

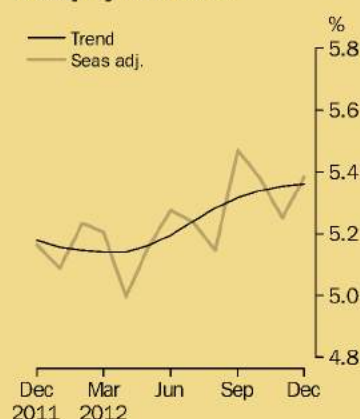
- Employment decreased 5,500 (0.0%) to 11,538,900. Full-time employment decreased 13,800 to 8,112,500 and part-time employment increased 8,300 to 3,426,400.
- Unemployment increased 16,600 (2.6%) to 656,400. The number of persons looking for full-time work increased 12,600 to 476,500 and the number of persons looking for part-time work increased 4,000 to 179,900.
- The unemployment rate increased 0.1 pts to 5.4%.
- The participation rate remained steady at 65.1%.
- Aggregate monthly hours worked decreased 1.1 million hours to 1,623.5 million hours.



### Employed Persons



### Unemployment Rate



## INQUIRIES

For further information about these and related statistics, contact the National Information and Referral Service on 1300 135 070, email [client.services@abs.gov.au](mailto:client.services@abs.gov.au) or Labour Force on Canberra (02) 6252 6525, email [labourforce@abs.gov.au](mailto:labourforce@abs.gov.au).



# LABOUR FORCE

AUSTRALIA

EMBARGO: 11.30AM (CANBERRA TIME) THURS 7 FEB 2013

## KEY FIGURES

	Dec 2012	Jan 2013	Dec 12 to Jan 13	Jan 12 to Jan 13
<b>Trend</b>				
Employed persons ('000)	11 541.6	11 546.7	5.1	1.0 %
Unemployed persons ('000)	655.5	657.8	2.3	5.8 %
Unemployment rate (%)	5.4	5.4	0.0 pts	0.2 pts
Participation rate (%)	65.1	65.0	0.0 pts	-0.3 pts
<b>Seasonally Adjusted</b>				
Employed persons ('000)	11 538.7	11 549.1	10.4	0.9 %
Unemployed persons ('000)	657.6	659.6	2.0	7.8 %
Unemployment rate (%)	5.4	5.4	0.0 pts	0.3 pts
Participation rate (%)	65.1	65.0	-0.1 pts	-0.3 pts

## KEY POINTS

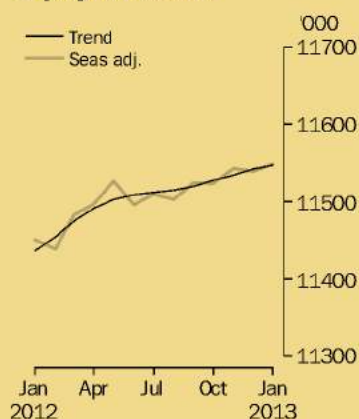
### TREND ESTIMATES (MONTHLY CHANGE)

- Employment increased to 11,546,700.
- Unemployment increased to 657,800.
- Unemployment rate steady at 5.4%.
- Participation rate at 65.0%.
- Aggregate monthly hours worked decreased to 1,621.0 million hours.

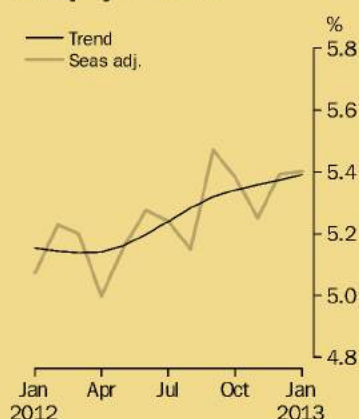
### SEASONALLY ADJUSTED ESTIMATES (MONTHLY CHANGE)

- Employment increased 10,400 (0.1%) to 11,549,100. Full-time employment decreased 9,800 to 8,098,400 and part-time employment increased 20,200 to 3,450,700.
- Unemployment increased 2,000 (0.3%) to 659,600. The number of persons looking for full-time work decreased 5,800 to 470,800 and the number of persons looking for part-time work increased 7,700 to 188,700.
- The unemployment rate remained steady at 5.4%.
- The participation rate decreased 0.1pts to 65.0%.
- Aggregate monthly hours worked decreased 3.9 million hours to 1,619.7 million hours.

### Employed Persons



### Unemployment Rate



## INQUIRIES

For further information about these and related statistics, contact the National Information and Referral Service on 1300 135 070, email [client.services@abs.gov.au](mailto:client.services@abs.gov.au) or Labour Force on Canberra (02) 6252 6525, email [labourforce@abs.gov.au](mailto:labourforce@abs.gov.au).

# LABOUR FORCE

AUSTRALIA

EMBARGO: 11.30AM (CANBERRA TIME) THURS 14 MAR 2013

## KEY FIGURES

	Jan 2013	Feb 2013	Jan 13 to Feb 13	Feb 12 to Feb 13
<b>Trend</b>				
Employed persons ('000)	11 572.8	11 588.7	15.9	1.2 %
Unemployed persons ('000)	658.2	660.0	1.8	6.4 %
Unemployment rate (%)	5.4	5.4	0.0 pts	0.2 pts
Participation rate (%)	65.1	65.1	0.0 pts	-0.1 pts
<b>Seasonally Adjusted</b>				
Employed persons ('000)	11 556.8	11 628.3	71.5	1.7 %
Unemployed persons ('000)	659.6	660.0	0.4	5.1 %
Unemployment rate (%)	5.4	5.4	0.0 pts	0.2 pts
Participation rate (%)	65.0	65.3	0.3 pts	0.1 pts

## KEY POINTS

### TREND ESTIMATES (MONTHLY CHANGE)

- Employment increased to 11,588,700.
- Unemployment increased to 660,000.
- Unemployment rate remained steady at 5.4%.
- Participation rate steady at 65.1% from a revised January 2013 estimate.
- Aggregate monthly hours worked increased to 1,627.3 million hours.

### SEASONALLY ADJUSTED ESTIMATES (MONTHLY CHANGE)

- Employment increased 71,500 (0.6%) to 11,628,300. Full-time employment increased 17,800 to 8,117,400 and part-time employment increased 53,700 to 3,510,800.
- Unemployment increased 400 (0.1%) to 660,000. The number of persons looking for full-time work increased 200 to 470,300 and the number of persons looking for part-time work increased 200 to 189,700.
- The unemployment rate remained steady at 5.4%.
- The participation rate increased 0.3 pts to 65.3%.
- Aggregate monthly hours worked increased 11.3 million hours to 1,632.8 million hours.

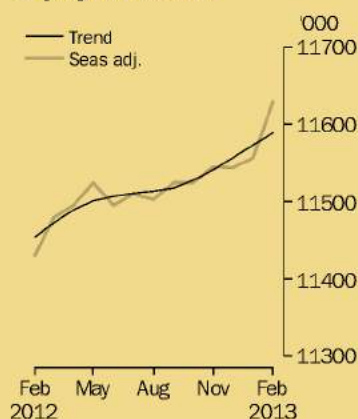
### LABOUR UNDERUTILISATION (QUARTERLY CHANGE)

- Trend estimates: The labour force underutilisation rate remained steady at 12.5%.
- Seasonally adjusted estimates: The labour force underutilisation rate remained steady at 12.5 %. The male labour force underutilisation rate increased 0.1 pts to 10.8%. The female labour force underutilisation rate decreased 0.1 pts to 14.6%.

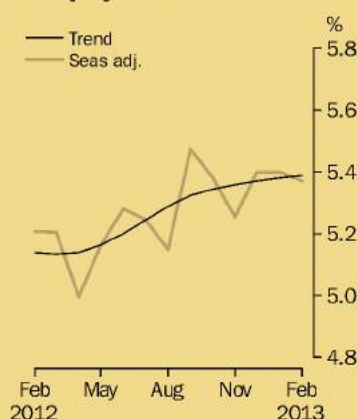


**Australian  
Bureau of  
Statistics**

### Employed Persons



### Unemployment Rate



## INQUIRIES

For further information about these and related statistics, contact the National Information and Referral Service on 1300 135 070, email [client.services@abs.gov.au](mailto:client.services@abs.gov.au) or Labour Force on Canberra (02) 6252 6525, email [labourforce@abs.gov.au](mailto:labourforce@abs.gov.au).



# LABOUR FORCE

AUSTRALIA

EMBARGO: 11.30AM (CANBERRA TIME) THURS 11 APR 2013

## KEY FIGURES

	Feb 2013	Mar 2013	Feb 13 to Mar 13	Mar 12 to Mar 13
<b>Trend</b>				
Employed persons ('000)	11 587.3	11 599.9	12.6	1.1 %
Unemployed persons ('000)	668.7	672.0	3.3	8.3 %
Unemployment rate (%)	5.5	5.5	0.0 pts	0.3 pts
Participation rate (%)	65.1	65.1	0.0 pts	-0.1 pts
<b>Seasonally Adjusted</b>				
Employed persons ('000)	11 628.9	11 592.7	-36.1	0.9 %
Unemployed persons ('000)	661.0	686.9	25.9	9.7 %
Unemployment rate (%)	5.4	5.6	0.2 pts	0.4 pts
Participation rate (%)	65.3	65.1	-0.2 pts	-0.2 pts

## KEY POINTS

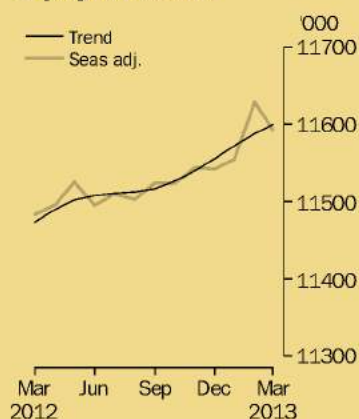
### TREND ESTIMATES (MONTHLY CHANGE)

- Employment increased to 11,599,900.
- Unemployment increased to 672,000.
- Unemployment rate remained steady at 5.5% from a revised February 2013 estimate.
- Participation rate steady at 65.1%.
- Aggregate monthly hours worked increased to 1,628.1 million hours.

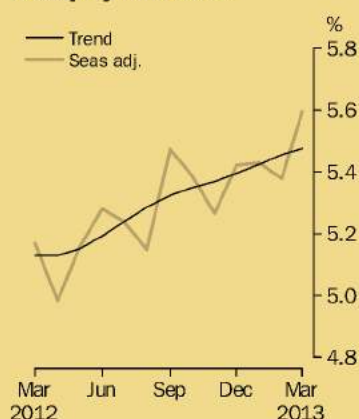
### SEASONALLY ADJUSTED ESTIMATES (MONTHLY CHANGE)

- Employment decreased 36,100 (0.3%) to 11,592,700. Full-time employment decreased 7,400 to 8,111,300 and part-time employment decreased 28,700 to 3,481,500.
- Unemployment increased 25,900 (3.9%) to 686,900. The number of persons looking for full-time work increased 30,900 to 501,900 and the number of persons looking for part-time work decreased 5,000 to 185,000.
- The unemployment rate increased 0.2 pts to 5.6%.
- The participation rate decreased 0.2 pts to 65.1%.
- Aggregate monthly hours worked decreased 5.0 million hours to 1,627.3 million hours.

### Employed Persons



### Unemployment Rate



## INQUIRIES

For further information about these and related statistics, contact the National Information and Referral Service on 1300 135 070, email [client.services@abs.gov.au](mailto:client.services@abs.gov.au) or Labour Force on Canberra (02) 6252 6525, email [labourforce@abs.gov.au](mailto:labourforce@abs.gov.au).

# LABOUR FORCE

AUSTRALIA

EMBARGO: 11.30AM (CANBERRA TIME) THURS 9 MAY 2013

## KEY FIGURES

	Mar 2013	Apr 2013	Mar 13 to Apr 13	Apr 12 to Apr 13
<b>Trend</b>				
Employed persons ('000)	11 629.5	11 646.0	16.5	1.3 %
Unemployed persons ('000)	676.6	682.9	6.3	9.9 %
Unemployment rate (%)	5.5	5.5	0.0 pts	0.4 pts
Participation rate (%)	65.2	65.3	0.0 pts	0.0 pts
<b>Seasonally Adjusted</b>				
Employed persons ('000)	11 613.1	11 663.2	50.1	1.4 %
Unemployed persons ('000)	688.0	685.3	-2.7	14.0 %
Unemployment rate (%)	5.6	5.5	0.0 pts	0.6 pts
Participation rate (%)	65.2	65.3	0.2 pts	0.2 pts

## KEY POINTS

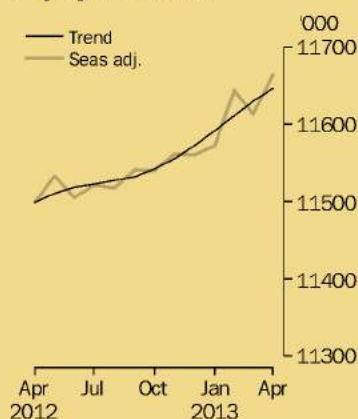
### TREND ESTIMATES (MONTHLY CHANGE)

- Employment increased to 11,646,000.
- Unemployment increased to 682,900.
- Unemployment rate remained steady at 5.5%.
- Participation rate at 65.3%.
- Aggregate monthly hours worked increased to 1,638.8 million hours.

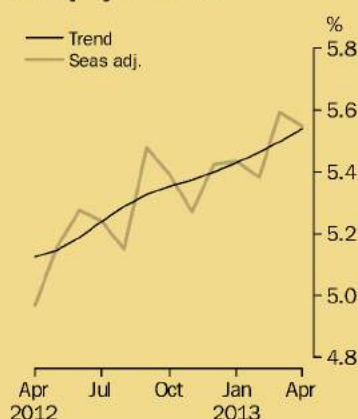
### SEASONALLY ADJUSTED ESTIMATES (MONTHLY CHANGE)

- Employment increased 50,100 (0.4%) to 11,663,200. Full-time employment increased 34,500 to 8,159,700 and part-time employment increased 15,600 to 3,503,500.
- Unemployment decreased 2,700 (0.4%) to 685,300. The number of persons looking for full-time work remained steady at 502,800 and the number of persons looking for part-time work decreased 2,700 to 182,500.
- The unemployment rate at 5.5%.
- The participation rate increased 0.2 pts to 65.3% after a revised March estimate.
- Aggregate monthly hours worked increased 10.9 million hours to 1,643.3 million hours.

### Employed Persons



### Unemployment Rate



## INQUIRIES

For further information about these and related statistics, contact the National Information and Referral Service on 1300 135 070, email [client.services@abs.gov.au](mailto:client.services@abs.gov.au) or Labour Force on Canberra (02) 6252 6525, email [labourforce@abs.gov.au](mailto:labourforce@abs.gov.au).



# LABOUR FORCE

AUSTRALIA

EMBARGO: 11.30AM (CANBERRA TIME) THURS 13 JUN 2013

## KEY FIGURES

	Apr 2013	May 2013	Apr 13 to May 13	May 12 to May 13
<b>Trend</b>				
Employed persons ('000)	11 654.7	11 664.6	9.9	1.3 %
Unemployed persons ('000)	683.0	687.7	4.7	10.1 %
Unemployment rate (%)	5.5	5.6	0.0 pts	0.4 pts
Participation rate (%)	65.3	65.3	0.0 pts	0.0 pts
<b>Seasonally Adjusted</b>				
Employed persons ('000)	11 662.2	11 663.3	1.1	1.1 %
Unemployed persons ('000)	686.5	682.9	-3.6	8.7 %
Unemployment rate (%)	5.6	5.5	0.0 pts	0.4 pts
Participation rate (%)	65.3	65.2	-0.1 pts	-0.2 pts

## KEY POINTS

### TREND ESTIMATES (MONTHLY CHANGE)

- Employment increased to 11,664,600.
- Unemployment increased to 687,700.
- Unemployment rate at 5.6%.
- Participation rate remained steady at 65.3%.
- Aggregate monthly hours worked increased to 1,634.0 million hours.

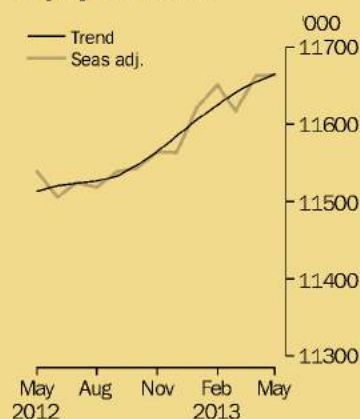
### SEASONALLY ADJUSTED ESTIMATES (MONTHLY CHANGE)

- Employment increased 1,100 to 11,663,300. Full-time employment decreased 5,300 to 8,153,600 and part-time employment increased 6,400 to 3,509,600.
- Unemployment decreased 3,600 (0.5%) to 682,900. The number of persons looking for full-time work increased 2,700 to 506,300 and the number of persons looking for part-time work decreased 6,300 to 176,600.
- The unemployment rate at 5.5%.
- The participation rate decreased 0.1 pts to 65.2%.
- Aggregate monthly hours worked decreased 11.5 million hours to 1,628.5 million hours.

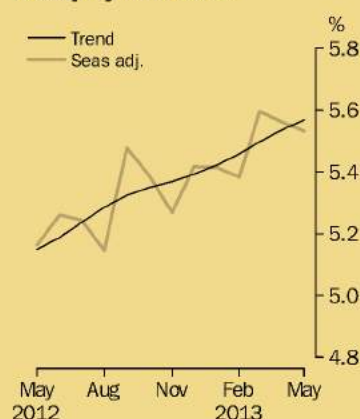
### LABOUR UNDERUTILISATION (QUARTERLY CHANGE)

- Trend estimates: The labour force underutilisation rate increased to 12.8% from 12.6%.
- Seasonally adjusted estimates: The labour force underutilisation rate increased 0.4 pts to 12.9%. The male labour force underutilisation rate increased 0.4 pts to 11.2%. The female labour force underutilisation rate increased 0.3 pts to 15.0%.

### Employed Persons



### Unemployment Rate



## INQUIRIES

For further information about these and related statistics, contact the National Information and Referral Service on 1300 135 070, email [client.services@abs.gov.au](mailto:client.services@abs.gov.au) or Labour Force on Canberra (02) 6252 6525, email [labourforce@abs.gov.au](mailto:labourforce@abs.gov.au).

# LABOUR FORCE

AUSTRALIA

EMBARGO: 11.30AM (CANBERRA TIME) THURS 11 JUL 2013

## KEY FIGURES

	May 2013	Jun 2013	May 13 to Jun 13	Jun 12 to Jun 13
<b>Trend</b>				
Employed persons ('000)	11 660.9	11 668.3	7.5	1.3 %
Unemployed persons ('000)	694.5	699.7	5.3	11.1 %
Unemployment rate (%)	5.6	5.7	0.0 pts	0.5 pts
Participation rate (%)	65.3	65.3	0.0 pts	0.0 pts
<b>Seasonally Adjusted</b>				
Employed persons ('000)	11 658.2	11 668.5	10.3	1.4 %
Unemployed persons ('000)	685.6	709.3	23.7	11.9 %
Unemployment rate (%)	5.6	5.7	0.2 pts	0.5 pts
Participation rate (%)	65.2	65.3	0.1 pts	0.1 pts

## KEY POINTS

### TREND ESTIMATES (MONTHLY CHANGE)

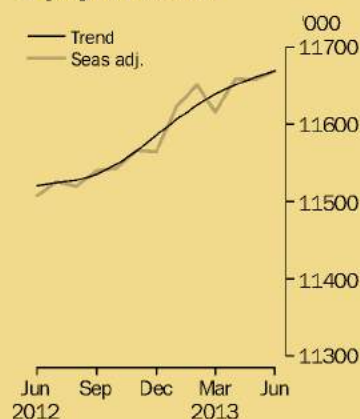
- Employment increased to 11,668,300.
- Unemployment increased to 699,700.
- Unemployment rate at 5.7%.
- Participation rate remained steady at 65.3%.
- Aggregate monthly hours worked increased to 1,636.8 million hours.

### SEASONALLY ADJUSTED ESTIMATES (MONTHLY CHANGE)

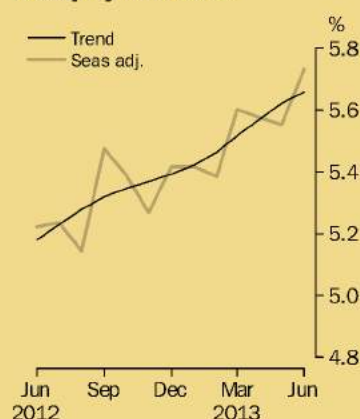
- Employment increased 10,300 (0.1%) to 11,668,500. Full-time employment decreased 4,400 to 8,144,500 and part-time employment increased 14,800 to 3,524,100.
- Unemployment increased 23,700 (3.5%) to 709,300. The number of persons looking for full-time work increased 16,900 to 525,900 and the number of persons looking for part-time work increased 6,800 to 183,400.
- The unemployment rate increased 0.2 pts to 5.7%.
- The participation rate increased 0.1 pts to 65.3%.
- Aggregate monthly hours worked increased 8.8 million hours to 1,638.6 million hours.



### Employed Persons



### Unemployment Rate



## INQUIRIES

For further information about these and related statistics, contact the National Information and Referral Service on 1300 135 070, email [client.services@abs.gov.au](mailto:client.services@abs.gov.au) or Labour Force on Canberra (02) 6252 6525, email [labourforce@abs.gov.au](mailto:labourforce@abs.gov.au).



# LABOUR FORCE

AUSTRALIA

EMBARGO: 11.30AM (CANBERRA TIME) THURS 8 AUG 2013

## KEY FIGURES

	Jun 2013	Jul 2013	Jun 13 to Jul 13	Jul 12 to Jul 13
<b>Trend</b>				
Employed persons ('000)	11 659.0	11 660.0	1.0	1.2 %
Unemployed persons ('000)	701.6	706.9	5.3	11.2 %
Unemployment rate (%)	5.7	5.7	0.0 pts	0.5 pts
Participation rate (%)	65.2	65.2	0.0 pts	0.0 pts
<b>Seasonally Adjusted</b>				
Employed persons ('000)	11 663.4	11 653.2	-10.2	1.1 %
Unemployed persons ('000)	711.1	705.4	-5.7	10.8 %
Unemployment rate (%)	5.7	5.7	0.0 pts	0.5 pts
Participation rate (%)	65.3	65.1	-0.2 pts	-0.1 pts

## KEY POINTS

### TREND ESTIMATES (MONTHLY CHANGE)

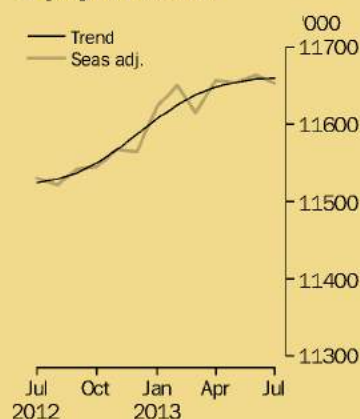
- Employment increased to 11,660,000 from a revised June 2013 estimate.
- Unemployment increased to 706,900.
- Unemployment rate remained steady at 5.7%.
- Participation rate steady at 65.2% from a revised June 2013 estimate.
- Aggregate monthly hours worked increased to 1,643.0 million hours.

### SEASONALLY ADJUSTED ESTIMATES (MONTHLY CHANGE)

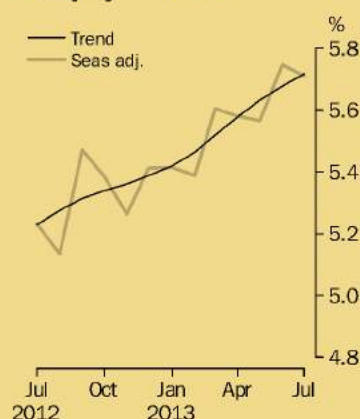
- Employment decreased 10,200 (0.1%) to 11,653,200. Full-time employment decreased 6,700 to 8,133,900 and part-time employment decreased 3,500 to 3,519,300.
- Unemployment decreased 5,700 (0.8%) to 705,400. The number of persons looking for full-time work decreased 7,100 to 520,000 and the number of persons looking for part-time work increased 1,400 to 185,400.
- The unemployment rate remained steady at 5.7%.
- The participation rate decreased 0.2 pts to 65.1%.
- Aggregate monthly hours worked increased 7.9 million hours to 1,648.6 million hours.



### Employed Persons



### Unemployment Rate



## INQUIRIES

For further information about these and related statistics, contact the National Information and Referral Service on 1300 135 070, email [client.services@abs.gov.au](mailto:client.services@abs.gov.au) or Labour Force on Canberra (02) 6252 6525, email [labourforce@abs.gov.au](mailto:labourforce@abs.gov.au).

# LABOUR FORCE

AUSTRALIA

EMBARGO: 11.30AM (CANBERRA TIME) THURS 12 SEP 2013

## KEY FIGURES

	Jul 2013	Aug 2013	Jul 13 to Aug 13	Aug 12 to Aug 13
<b>Trend</b>				
Employed persons ('000)	11 649.8	11 648.3	-1.5	1.0 %
Unemployed persons ('000)	707.7	712.4	4.7	11.0 %
Unemployment rate (%)	5.7	5.8	0.0 pts	0.5 pts
Participation rate (%)	65.1	65.1	0.0 pts	-0.1 pts
<b>Seasonally Adjusted</b>				
Employed persons ('000)	11 647.9	11 637.1	-10.8	0.9 %
Unemployed persons ('000)	704.7	714.1	9.4	14.6 %
Unemployment rate (%)	5.7	5.8	0.1 pts	0.7 pts
Participation rate (%)	65.1	65.0	-0.1 pts	-0.1 pts

## KEY POINTS

### TREND ESTIMATES (MONTHLY CHANGE)

- Employment decreased to 11,648,300.
- Unemployment increased to 712,400.
- Unemployment rate at 5.8%.
- Participation rate steady at 65.1% from a revised July 2013 estimates.
- Aggregate monthly hours worked increased to 1,647.3 million hours.

### SEASONALLY ADJUSTED ESTIMATES (MONTHLY CHANGE)

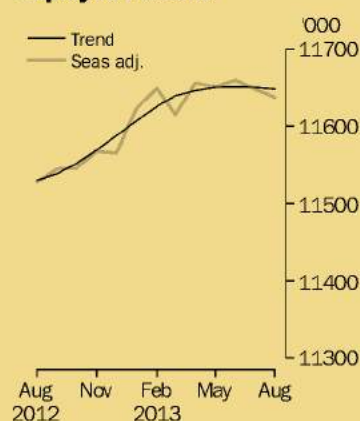
- Employment decreased 10,800 (0.1%) to 11,637,100. Full-time employment decreased 2,600 to 8,128,800 and part-time employment decreased 8,200 to 3,508,300.
- Unemployment increased 9,400 (1.3%) to 714,100. The number of persons looking for full-time work decreased 2,300 to 516,300 and the number of persons looking for part-time work increased 11,700 to 197,800.
- The unemployment rate increased 0.1 pts to 5.8%.
- The participation rate decreased 0.1 pts to 65.0%.
- Aggregate monthly hours worked increased 1.1 million hours to 1,650.0 million hours.

### LABOUR UNDERUTILISATION (QUARTERLY CHANGE)

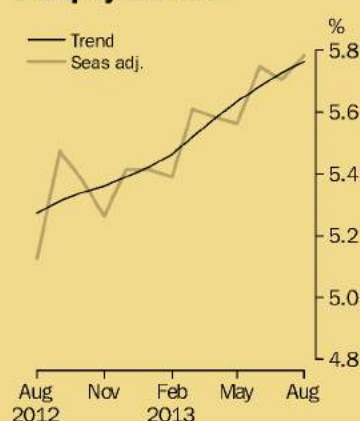
- Trend estimates: The labour force underutilisation rate increased 0.4 pts to 13.5%.
- Seasonally adjusted estimates: The labour force underutilisation rate increased 0.7 pts to 13.7%. The male labour force underutilisation rate increased 0.6 pts to 11.8%. The female labour force underutilisation increased 0.8 pts to 15.9%<sup>1</sup>



### Employed Persons



### Unemployment Rate



## INQUIRIES

For further information about these and related statistics, contact the National Information and Referral Service on 1300 135 070, email [client.services@abs.gov.au](mailto:client.services@abs.gov.au) or Labour Force on Canberra (02) 6252 6525, email [labourforce@abs.gov.au](mailto:labourforce@abs.gov.au).



# LABOUR FORCE

AUSTRALIA

EMBARGO: 11.30AM (CANBERRA TIME) THURS 10 OCT 2013

## KEY FIGURES

	Aug 2013	Sep 2013	Aug 13 to Sep 13	Sep 12 to Sep 13
<b>Trend</b>				
Employed persons ('000)	11 647.0	11 646.8	-0.2	0.9 %
Unemployed persons ('000)	706.1	706.4	0.3	9.1 %
Unemployment rate (%)	5.7	5.7	0.0 pts	0.4 pts
Participation rate (%)	65.0	65.0	-0.1 pts	-0.2 pts
<b>Seasonally Adjusted</b>				
Employed persons ('000)	11 636.7	11 645.8	9.1	0.8 %
Unemployed persons ('000)	711.9	697.1	-14.7	4.2 %
Unemployment rate (%)	5.8	5.6	-0.1 pts	0.2 pts
Participation rate (%)	65.0	64.9	-0.1 pts	-0.5 pts

## KEY POINTS

### TREND ESTIMATES (MONTHLY CHANGE)

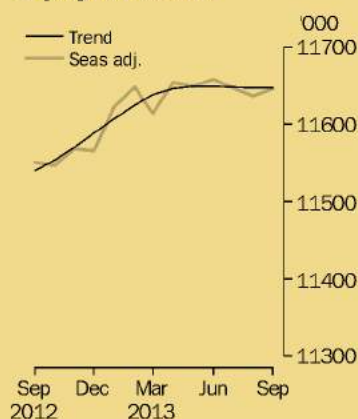
- Employment decreased to 11,646,800.
- Unemployment increased to 706,400 from a revised August 2013 estimate.
- Unemployment rate at 5.7%.
- Participation rate steady at 65.0%.
- Aggregate monthly hours worked increased to 1,645.8 million hours from a revised August 2013 estimate.

### SEASONALLY ADJUSTED ESTIMATES (MONTHLY CHANGE)

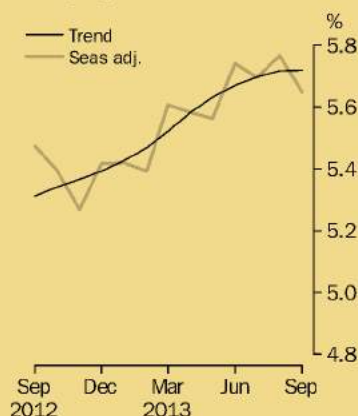
- Employment increased 9,100 (0.1%) to 11,645,800. Full-time employment increased 5,000 to 8,133,700 and part-time employment increased 4,100 to 3,512,100.
- Unemployment decreased 14,700 (2.1%) to 697,100. The number of persons looking for full-time work decreased 5,000 to 509,200 and the number of persons looking for part-time work decreased 9,800 to 187,900.
- The unemployment rate decreased to 5.6%, a decrease of 0.1 pts based on unrounded estimates.
- The participation rate decreased 0.1 pts to 64.9%.
- Aggregate monthly hours worked decreased 6.4 million hours to 1,641.5 million hours.



### Employed Persons



### Unemployment Rate



## INQUIRIES

For further information about these and related statistics, contact the National Information and Referral Service on 1300 135 070, email [client.services@abs.gov.au](mailto:client.services@abs.gov.au) or Labour Force on Canberra (02) 6252 6525, email [labourforce@abs.gov.au](mailto:labourforce@abs.gov.au).



**Australian  
Bureau of  
Statistics**

OCTOBER 2013

**6202.0**

# LABOUR FORCE

AUSTRALIA

EMBARGO: 11.30AM (CANBERRA TIME) THURS 7 NOV 2013

## KEY FIGURES

	Sep 2013	Oct 2013	Sep 13 to Oct 13	Oct 12 to Oct 13
<b>Trend</b>				
Employed persons ('000)	11 640.8	11 636.6	-4.2	0.7 %
Unemployed persons ('000)	708.9	710.0	1.1	9.0 %
Unemployment rate (%)	5.7	5.8	0.0 pts	0.4 pts
Participation rate (%)	64.9	64.8	-0.1 pts	-0.4 pts
<b>Seasonally Adjusted</b>				
Employed persons ('000)	11 638.1	11 639.2	1.1	0.8 %
Unemployed persons ('000)	700.3	709.3	9.1	8.2 %
Unemployment rate (%)	5.7	5.7	0.1 pts	0.4 pts
Participation rate (%)	64.8	64.8	0.0 pts	-0.4 pts

## KEY POINTS

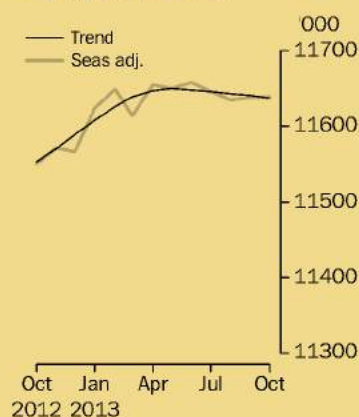
### TREND ESTIMATES (MONTHLY CHANGE)

- Employment decreased to 11,636,600.
- Unemployment increased to 710,000.
- Unemployment rate increased by less than 0.1 pts to 5.8%.
- Participation rate decreased to 64.8%.
- Aggregate monthly hours worked increased to 1,647.9 million hours.

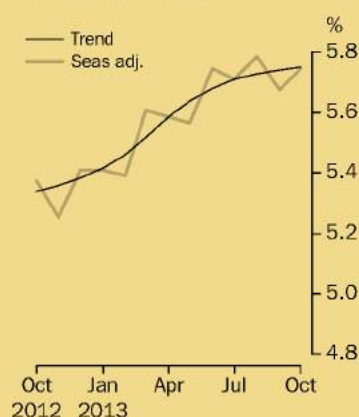
### SEASONALLY ADJUSTED ESTIMATES (MONTHLY CHANGE)

- Employment increased 1,100 to 11,639,200. Full-time employment decreased 27,900 to 8,094,700 and part-time employment increased 28,900 to 3,544,500.
- Unemployment increased 9,100 (1.3%) to 709,300. The number of persons looking for full-time work increased 9,800 to 521,900 and the number of persons looking for part-time work decreased 800 to 187,400.
- The unemployment rate increased 0.1 pts to 5.7%, based on unrounded estimates.
- The participation rate remained steady at 64.8%, following a revision to the September estimate.
- Aggregate monthly hours worked increased 6.2 million hours to 1,648.5 million hours.

### Employed Persons



### Unemployment Rate



## INQUIRIES

For further information about these and related statistics, contact the National Information and Referral Service on 1300 135 070, email [client.services@abs.gov.au](mailto:client.services@abs.gov.au) or Labour Force on Canberra (02) 6252 6525, email [labourforce@abs.gov.au](mailto:labourforce@abs.gov.au).



# LABOUR FORCE

AUSTRALIA

EMBARGO: 11.30AM (CANBERRA TIME) THURS 12 DEC 2013

## KEY FIGURES

	Oct 2013	Nov 2013	Oct 13 to Nov 13	Nov 12 to Nov 13
<b>Trend</b>				
Employed persons ('000)	11 643.7	11 645.5	1.8	0.6 %
Unemployed persons ('000)	709.8	710.7	0.9	8.4 %
Unemployment rate (%)	5.7	5.8	0.0 pts	0.4 pts
Participation rate (%)	64.8	64.8	-0.1 pts	-0.4 pts
<b>Seasonally Adjusted</b>				
Employed persons ('000)	11 638.9	11 659.9	21.0	0.8 %
Unemployed persons ('000)	709.1	712.5	3.4	10.8 %
Unemployment rate (%)	5.7	5.8	0.0 pts	0.5 pts
Participation rate (%)	64.8	64.8	0.0 pts	-0.3 pts

## KEY POINTS

### TREND ESTIMATES (MONTHLY CHANGE)

- Employment increased to 11,645,500.
- Unemployment increased to 710,700.
- Unemployment rate increased by less than 0.1 pts to 5.8%, based on unrounded estimates.
- Participation rate at 64.8%.
- Aggregate monthly hours worked decreased to 1,641.6 million hours.

### SEASONALLY ADJUSTED ESTIMATES (MONTHLY CHANGE)

- Employment increased 21,000 to 11,659,900. Full-time employment increased 15,500 to 8,107,900 and part-time employment increased 5,500 to 3,552,000.
- Unemployment increased 3,400 (0.5%) to 712,500. The number of unemployed persons looking for full-time work decreased 3,500 to 517,700 and the number of unemployed persons looking for part-time work increased 6,800 to 194,800.
- The unemployment rate increased by less than 0.1 pts to 5.8%, based on unrounded estimates.
- The participation rate remained steady at 64.8%.
- Aggregate monthly hours worked decreased 11.7 million hours (0.7%) to 1,634.4 million hours.

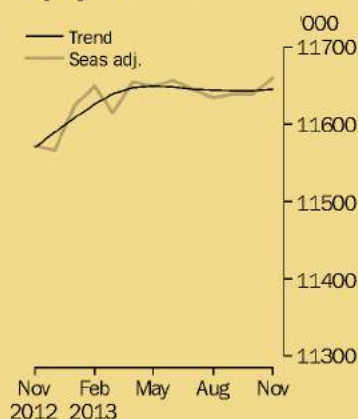
### LABOUR UNDERUTILISATION (QUARTERLY CHANGE)

- Trend estimates: The labour force underutilisation rate increased 0.3 pts to 13.7%.
- Seasonally adjusted estimates: The labour force underutilisation rate decreased 0.3 pts to 13.4%. The male labour force underutilisation rate decreased 0.2 pts to 11.7%. The female labour force underutilisation rate decreased 0.3 pts to 15.6%.

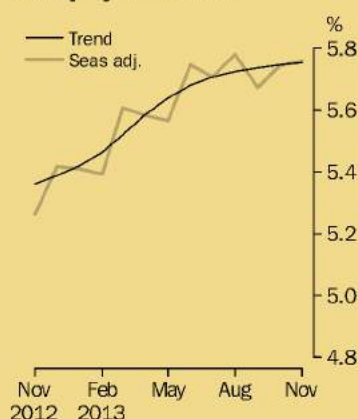


**Australian  
Bureau of  
Statistics**

### Employed Persons



### Unemployment Rate



## INQUIRIES

For further information about these and related statistics, contact the National Information and Referral Service on 1300 135 070, email [client.services@abs.gov.au](mailto:client.services@abs.gov.au) or Labour Force on Canberra (02) 6252 6525, email [labourforce@abs.gov.au](mailto:labourforce@abs.gov.au).

# LABOUR FORCE

AUSTRALIA

EMBARGO: 11.30AM (CANBERRA TIME) THURS 16 JAN 2014

## KEY FIGURES

	Nov 2013	Dec 2013	Nov 13 to Dec 13	Dec 12 to Dec 13
<b>Trend</b>				
Employed persons ('000)	11 637.2	11 636.6	-0.6	0.4 %
Unemployed persons ('000)	714.5	716.0	1.5	8.5 %
Unemployment rate (%)	5.8	5.8	0.0 pts	0.4 pts
Participation rate (%)	64.7	64.7	-0.1 pts	-0.6 pts
<b>Seasonally Adjusted</b>				
Employed persons ('000)	11 652.1	11 629.5	-22.6	0.5 %
Unemployed persons ('000)	714.0	722.0	8.0	9.5 %
Unemployment rate (%)	5.8	5.8	0.1 pts	0.5 pts
Participation rate (%)	64.8	64.6	-0.2 pts	-0.6 pts

## KEY POINTS

### TREND ESTIMATES (MONTHLY CHANGE)

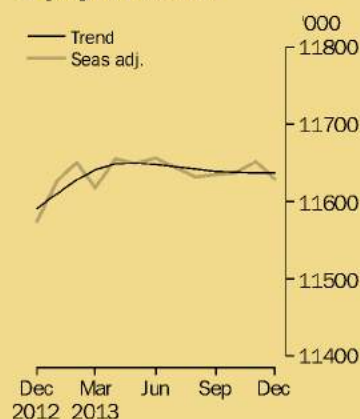
- Employment decreased to 11,636,600.
- Unemployment increased to 716,000.
- Unemployment rate remained steady at 5.8%.
- Participation decreased 0.1 pts to 64.7%, based on unrounded estimates.
- Aggregate monthly hours worked decreased to 1,636.0 million hours.

### SEASONALLY ADJUSTED ESTIMATES (MONTHLY CHANGE)

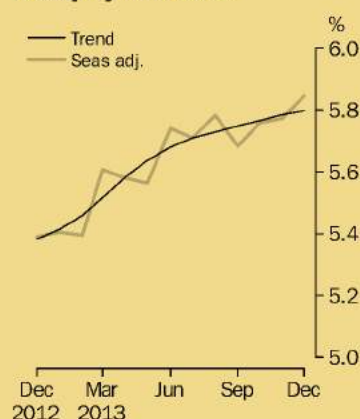
- Employment decreased 22,600 to 11,629,500. Full-time employment decreased 31,600 to 8,067,700 and part-time employment increased 9,000 to 3,561,800.
- Unemployment increased 8,000 (1.1%) to 722,000. The number of unemployed persons looking for full-time work increased 13,300 to 532,400 and the number of unemployed persons looking for part-time work decreased 5,300 to 189,600.
- The unemployment rate increased 0.1 pts to 5.8%, based on unrounded estimates.
- The participation rate decreased 0.2 pts to at 64.6%.
- Aggregate monthly hours worked increased 0.6 million hours to 1,634.0 million hours.



### Employed Persons



### Unemployment Rate



## INQUIRIES

For further information about these and related statistics, contact the National Information and Referral Service on 1300 135 070, email [client.services@abs.gov.au](mailto:client.services@abs.gov.au) or Labour Force on Canberra (02) 6252 6525, email [labourforce@abs.gov.au](mailto:labourforce@abs.gov.au).



# LABOUR FORCE

AUSTRALIA

EMBARGO: 11.30AM (CANBERRA TIME) THURS 13 FEB 2014

## KEY FIGURES

	Dec 2013	Jan 2014	Dec 13 to Jan 14	Jan 13 to Jan 14
<b>Trend</b>				
Employed persons ('000)	11 468.4	11 466.9	-1.6	0.3 %
Unemployed persons ('000)	712.5	717.7	5.2	9.5 %
Unemployment rate (%)	5.8	5.9	0.0 pts	0.5 pts
Participation rate (%)	64.6	64.5	-0.1 pts	-0.6 pts
<b>Seasonally Adjusted</b>				
Employed persons ('000)	11 463.2	11 459.5	-3.7	0.0 %
Unemployed persons ('000)	712.0	728.6	16.6	11.0 %
Unemployment rate (%)	5.8	6.0	0.1 pts	0.6 pts
Participation rate (%)	64.5	64.5	0.0 pts	-0.8 pts

## KEY POINTS

### TREND ESTIMATES (MONTHLY CHANGE)

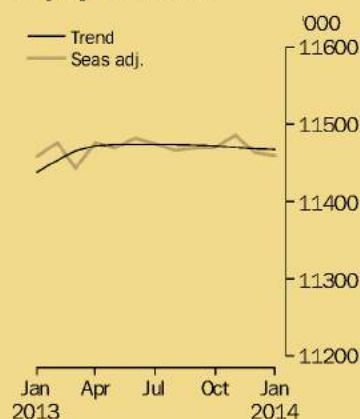
- Employment decreased to 11,466,900.
- Unemployment increased to 717,700.
- Unemployment rate increased less than 0.1 pts to 5.9%, based on unrounded estimates.
- Participation rate decreased 0.1 pts to 64.5%.
- Aggregate monthly hours worked increased to 1,622.4 million hours.

### SEASONALLY ADJUSTED ESTIMATES (MONTHLY CHANGE)

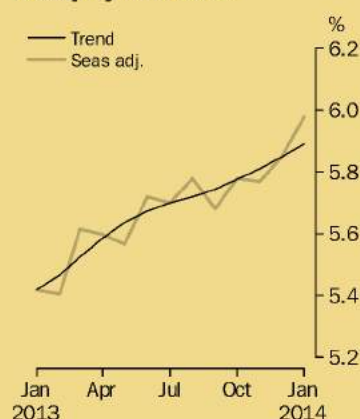
- Employment decreased 3,700 to 11,459,500. Full-time employment decreased 7,100 to 7,953,000 and part-time employment increased 3,400 to 3,506,500.
- Unemployment increased 16,600 (2.3%) to 728,600. The number of unemployed persons looking for full-time work increased 20,700 to 547,200 and the number of unemployed persons looking for part-time work decreased 4,100 to 181,400.
- The unemployment rate increased 0.1 pts to 6.0%, based on unrounded estimates.
- Participation rate unchanged at 64.5%.
- Aggregate monthly hours worked increased 20.5 million hours to 1,635.8 million hours.



### Employed Persons



### Unemployment Rate



## INQUIRIES

For further information about these and related statistics, contact the National Information and Referral Service on 1300 135 070, email [client.services@abs.gov.au](mailto:client.services@abs.gov.au) or Labour Force on Canberra (02) 6252 6525, email [labourforce@abs.gov.au](mailto:labourforce@abs.gov.au).

# LABOUR FORCE

AUSTRALIA

EMBARGO: 11.30AM (CANBERRA TIME) THURS 13 MAR 2014

## KEY FIGURES

	Jan 2014	Feb 2014	Jan 14 to Feb 14	Feb 13 to Feb 14
<b>Trend</b>				
Employed persons ('000)	11 493.7	11 502.2	8.5	0.5 %
Unemployed persons ('000)	726.5	733.7	7.2	10.9 %
Unemployment rate (%)	5.9	6.0	0.1 pts	0.5 pts
Participation rate (%)	64.7	64.7	0.0 pts	-0.4 pts
<b>Seasonally Adjusted</b>				
Employed persons ('000)	11 483.6	11 530.8	47.3	0.6 %
Unemployed persons ('000)	732.3	742.2	9.8	13.2 %
Unemployment rate (%)	6.0	6.0	0.1 pts	0.6 pts
Participation rate (%)	64.6	64.8	0.2 pts	-0.3 pts

## KEY POINTS

### TREND ESTIMATES (MONTHLY CHANGE)

- Employment increased to 11,502,200.
- Unemployment increased to 733,700.
- Unemployment rate increased 0.1 pts to 6.0%.
- Participation rate remained steady at 64.7% from a revised January 2014 estimate.
- Aggregate monthly hours worked increased 2.1 million hours (0.1%) to 1,610.8 million hours.

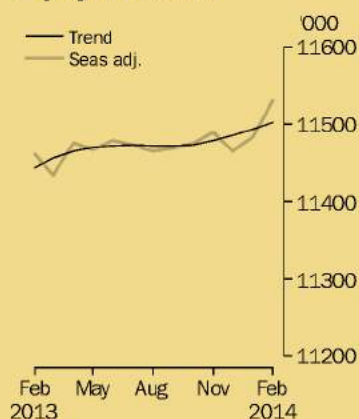
### SEASONALLY ADJUSTED ESTIMATES (MONTHLY CHANGE)

- Employment increased 47,300 to 11,530,800. Full-time employment increased 80,500 to 8,049,900 and part-time employment decreased 33,300 to 3,480,900.
- Unemployment increased 9,800 (1.3%) to 742,200. The number of unemployed persons looking for full-time work decreased 24,100 to 525,000 and the number of unemployed persons only looking for part-time work increased 33,900 to 217,200.
- The unemployment rate increased 0.1 pts to 6.0%, based on unrounded estimates.
- Participation rate increased 0.2 pts to 64.8%.
- Aggregate monthly hours worked decreased 14.0 million hours (0.9%) to 1,608.9 million hours.

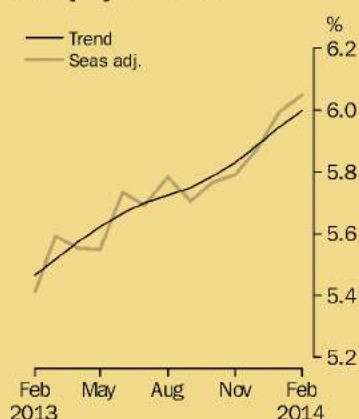
### LABOUR UNDERUTILISATION (QUARTERLY CHANGE)

- Trend estimates: The labour force underutilisation rate remained steady at 13.5% from a revised November 2013 estimate.
- Seasonally adjusted estimates: The labour force underutilisation rate was 13.5%. The male labour force underutilisation rate decreased 0.2 pts to 11.5%. The female labour force underutilisation rate increased 0.3 pts to 15.8%.

### Employed Persons



### Unemployment Rate



## INQUIRIES

For further information about these and related statistics, contact the National Information and Referral Service on 1300 135 070, email [client.services@abs.gov.au](mailto:client.services@abs.gov.au) or Labour Force on Canberra (02) 6252 6525, email [labourforce@abs.gov.au](mailto:labourforce@abs.gov.au).



# LABOUR FORCE

AUSTRALIA

EMBARGO: 11.30AM (CANBERRA TIME) THURS 10 APR 2014

## KEY FIGURES

	Feb 2014	Mar 2014	Feb 14 to Mar 14	Mar 13 to Mar 14
<b>Trend</b>				
Employed persons ('000)	11 517.4	11 531.6	14.2	0.7 %
Unemployed persons ('000)	727.1	730.4	3.2	9.2 %
Unemployment rate (%)	5.9	6.0	0.0 pts	0.4 pts
Participation rate (%)	64.7	64.7	0.0 pts	-0.4 pts
<b>Seasonally Adjusted</b>				
Employed persons ('000)	11 535.0	11 553.2	18.1	1.1 %
Unemployed persons ('000)	743.1	713.2	-29.9	5.3 %
Unemployment rate (%)	6.1	5.8	-0.2 pts	0.2 pts
Participation rate (%)	64.9	64.7	-0.2 pts	-0.3 pts

## KEY POINTS

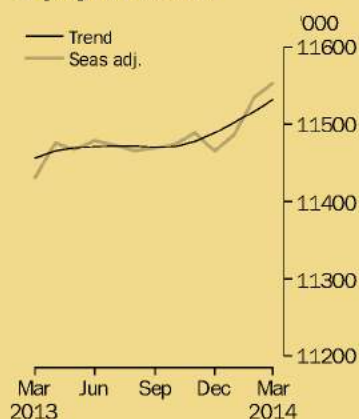
### TREND ESTIMATES (MONTHLY CHANGE)

- Employment increased to 11,531,600.
- Unemployment increased to 730,400 from a revised February 2014 estimate.
- Unemployment rate increased by less than 0.1 pts to 6.0%.
- Participation rate remained steady at 64.7%.
- Aggregate monthly hours worked increased 2.8 million hours (0.2%) to 1,615.6 million hours.

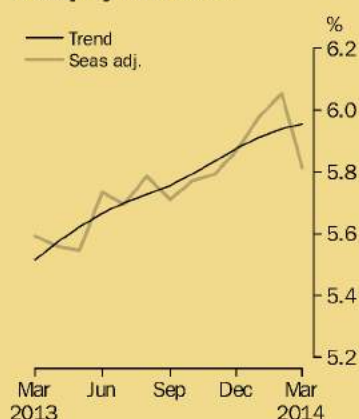
### SEASONALLY ADJUSTED ESTIMATES (MONTHLY CHANGE)

- Employment increased 18,100 to 11,553,200. Full-time employment decreased 22,100 to 8,029,100 and part-time employment increased 40,200 to 3,524,000.
- Unemployment decreased 29,900 (4.0%) to 713,200. The number of unemployed persons looking for full-time work decreased 16,700 to 509,800 and the number of unemployed persons only looking for part-time work decreased 13,300 to 203,400.
- The unemployment rate decreased 0.2 pts to 5.8%, based on unrounded estimates.
- Participation rate decreased 0.2 pts to 64.7%.
- Aggregate monthly hours worked increased 8.0 million hours (0.5%) to 1,617.2 million hours.

### Employed Persons



### Unemployment Rate



## INQUIRIES

For further information about these and related statistics, contact the National Information and Referral Service on 1300 135 070, email [client.services@abs.gov.au](mailto:client.services@abs.gov.au) or Labour Force on Canberra (02) 6252 6525, email [labourforce@abs.gov.au](mailto:labourforce@abs.gov.au).

# LABOUR FORCE

AUSTRALIA

EMBARGO: 11.30AM (CANBERRA TIME) THURS 8 MAY 2014

## KEY FIGURES

	Mar 2014	Apr 2014	Mar 14 to Apr 14	Apr 13 to Apr 14
<b>Trend</b>				
Employed persons ('000)	11 544.2	11 561.4	17.2	0.8 %
Unemployed persons ('000)	724.8	723.8	-1.0	6.9 %
Unemployment rate (%)	5.9	5.9	0.0 pts	0.3 pts
Participation rate (%)	64.7	64.8	0.0 pts	-0.4 pts
<b>Seasonally Adjusted</b>				
Employed persons ('000)	11 558.7	11 572.9	14.2	0.9 %
Unemployed persons ('000)	713.8	713.4	-0.4	5.1 %
Unemployment rate (%)	5.8	5.8	0.0 pts	0.2 pts
Participation rate (%)	64.8	64.7	0.0 pts	-0.4 pts

## KEY POINTS

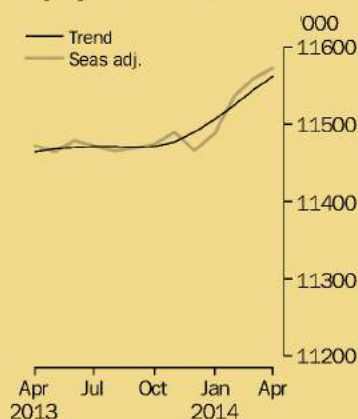
### TREND ESTIMATES (MONTHLY CHANGE)

- Employment increased to 11,561,400.
- Unemployment decreased to 723,800.
- Unemployment rate remained steady at 5.9%.
- Participation rate increased by less than 0.1 pts to 64.8%, based on unrounded estimates.
- Aggregate monthly hours worked decreased 4.2 million hours (0.3%) to 1,595.7 million hours.

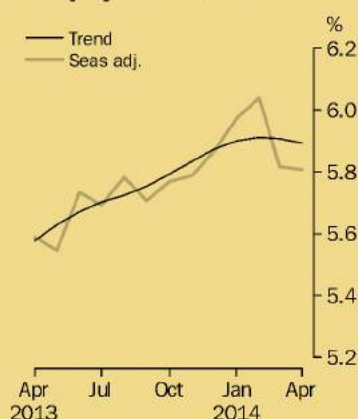
### SEASONALLY ADJUSTED ESTIMATES (MONTHLY CHANGE)

- Employment increased 14,200 (0.1%) to 11,572,900. Full-time employment increased 14,200 to 8,045,100 and part-time employment was unchanged.
- Unemployment decreased 400 to 713,400. The number of unemployed persons looking for full-time work increased 8,700 to 519,500 and the number of unemployed persons only looking for part-time work decreased 9,000 to 193,900.
- The unemployment rate was unchanged at 5.8%.
- Participation rate decreased by less than 0.1 pts to 64.7%, based on unrounded estimates.
- Aggregate monthly hours worked decreased 39.9 million hours (2.5%) to 1,572.6 million hours.

### Employed Persons



### Unemployment Rate



## INQUIRIES

For further information about these and related statistics, contact the National Information and Referral Service on 1300 135 070, email [client.services@abs.gov.au](mailto:client.services@abs.gov.au) or Labour Force on Canberra (02) 6252 6525, email [labourforce@abs.gov.au](mailto:labourforce@abs.gov.au).



# LABOUR FORCE

AUSTRALIA

EMBARGO: 11.30AM (CANBERRA TIME) THURS 12 JUN 2014

## KEY FIGURES

	Apr 2014	May 2014	Apr 14 to May 14	May 13 to May 14
<b>Trend</b>				
Employed persons ('000)	11 560.0	11 573.1	13.1	0.9 %
Unemployed persons ('000)	721.9	719.7	-2.2	5.2 %
Unemployment rate (%)	5.9	5.9	0.0 pts	0.2 pts
Participation rate (%)	64.7	64.7	0.0 pts	-0.4 pts
<b>Seasonally Adjusted</b>				
Employed persons ('000)	11 569.4	11 564.6	-4.8	0.9 %
Unemployed persons ('000)	713.9	717.1	3.2	6.5 %
Unemployment rate (%)	5.8	5.8	0.0 pts	0.3 pts
Participation rate (%)	64.7	64.6	-0.1 pts	-0.4 pts

## KEY POINTS

### TREND ESTIMATES (MONTHLY CHANGE)

- Employment increased to 11,573,100.
- Unemployment decreased to 719,700.
- Unemployment rate remained steady at 5.9%.
- Participation rate remained steady at 64.7%.
- Aggregate monthly hours worked decreased 2.1 million hours (0.1%) to 1,598.6 million hours.

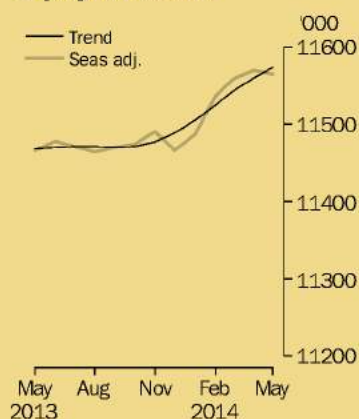
### SEASONALLY ADJUSTED ESTIMATES (MONTHLY CHANGE)

- Employment decreased 4,800 to 11,564,600. Full-time employment increased 22,200 to 8,068,300 and part-time employment decreased 27,000 to 3,496,200.
- Unemployment increased 3,200 to 717,100. The number of unemployed persons looking for full-time work increased 9,000 to 529,700 and the number of unemployed persons only looking for part-time work decreased 5,900 to 187,400.
- The unemployment rate was unchanged at 5.8%.
- Participation rate decreased 0.1 pts to 64.6%.
- Aggregate monthly hours worked increased 26.5 million hours (1.7%) to 1,604.5 million hours.

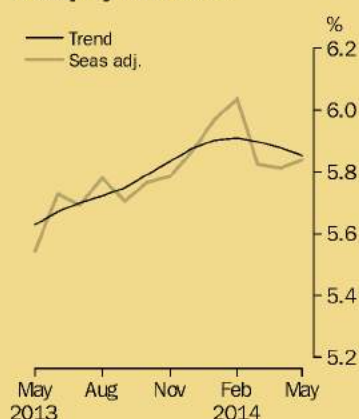
### LABOUR UNDERUTILISATION (QUARTERLY CHANGE)

- Trend estimates: The labour force underutilisation rate remained steady at 13.5%.
- Seasonally adjusted estimates: The labour force underutilisation rate was 13.5%. The male labour force underutilisation rate remained steady at 11.5%. The female labour force underutilisation rate increased by less than 0.1 pts to 15.9%.

### Employed Persons



### Unemployment Rate



## INQUIRIES

For further information about these and related statistics, contact the National Information and Referral Service on 1300 135 070, email [client.services@abs.gov.au](mailto:client.services@abs.gov.au) or Labour Force on Canberra (02) 6252 6525, email [labourforce@abs.gov.au](mailto:labourforce@abs.gov.au).

# LABOUR FORCE

AUSTRALIA

EMBARGO: 11.30AM (CANBERRA TIME) THURS 10 JUL 2014

## KEY FIGURES

	May 2014	Jun 2014	May 14 to Jun 14	Jun 13 to Jun 14
<b>Trend</b>				
Employed persons ('000)	11 571.8	11 582.4	10.6	1.0 %
Unemployed persons ('000)	727.4	728.5	1.1	5.7 %
Unemployment rate (%)	5.9	5.9	0.0 pts	0.2 pts
Participation rate (%)	64.7	64.7	0.0 pts	-0.3 pts
<b>Seasonally Adjusted</b>				
Employed persons ('000)	11 562.3	11 578.2	15.9	0.9 %
Unemployed persons ('000)	721.3	741.7	20.3	7.2 %
Unemployment rate (%)	5.9	6.0	0.1 pts	0.3 pts
Participation rate (%)	64.6	64.7	0.1 pts	-0.4 pts

## KEY POINTS

### TREND ESTIMATES (MONTHLY CHANGE)

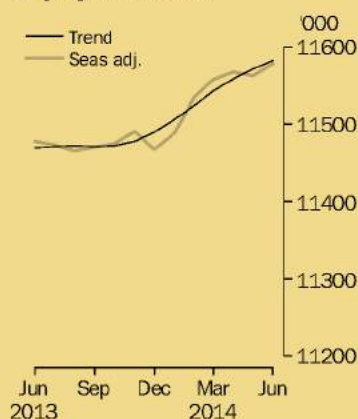
- Employment increased to 11,582,400.
- Unemployment increased to 728,500.
- Unemployment rate remained steady at 5.9%.
- Participation rate remained steady at 64.7%.
- Aggregate monthly hours worked increased 2.4 million hours (0.1%) to 1,613.1 million hours.

### SEASONALLY ADJUSTED ESTIMATES (MONTHLY CHANGE)

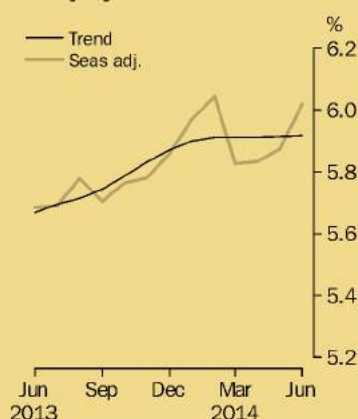
- Employment increased 15,900 to 11,578,200. Full-time employment decreased 3,800 to 8,062,500 and part-time employment increased 19,700 to 3,515,700.
- Unemployment increased 20,300 to 741,700. The number of unemployed persons looking for full-time work increased 10,000 to 543,000 and the number of unemployed persons only looking for part-time work increased 10,300 to 198,600.
- The unemployment rate increased 0.1 pts to 6.0%.
- Participation rate increased 0.1 pts to 64.7%.
- Aggregate monthly hours worked increased 15.1 million hours (0.9%) to 1,629.1 million hours.



### Employed Persons



### Unemployment Rate



## INQUIRIES

For further information about these and related statistics, contact the National Information and Referral Service on 1300 135 070, email [client.services@abs.gov.au](mailto:client.services@abs.gov.au) or Labour Force on Canberra (02) 6252 6525, email [labourforce@abs.gov.au](mailto:labourforce@abs.gov.au).



# LABOUR FORCE

AUSTRALIA

EMBARGO: 11.30AM (CANBERRA TIME) THURS 7 AUG 2014

## KEY FIGURES

	Jun 2014	Jul 2014	Jun 14 to Jul 14	Jul 13 to Jul 14
<b>Trend</b>				
Employed persons ('000)	11 577.7	11 582.2	4.6	1.0 %
Unemployed persons ('000)	747.3	756.7	9.5	9.4 %
Unemployment rate (%)	6.1	6.1	0.1 pts	0.4 pts
Participation rate (%)	64.7	64.7	0.0 pts	-0.2 pts
<b>Seasonally Adjusted</b>				
Employed persons ('000)	11 576.9	11 576.6	-0.3	0.9 %
Unemployed persons ('000)	745.2	789.0	43.7	15.1 %
Unemployment rate (%)	6.0	6.4	0.3 pts	0.7 pts
Participation rate (%)	64.7	64.8	0.1 pts	-0.1 pts

## KEY POINTS

### TREND ESTIMATES (MONTHLY CHANGE)

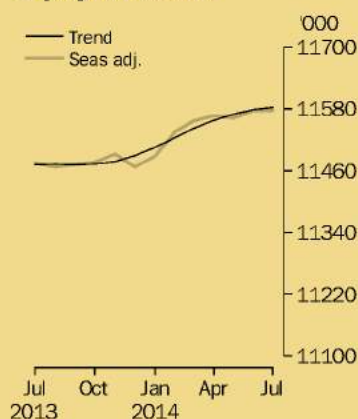
- Employment increased to 11,582,200 from a revised June 2014 estimate.
- Unemployment increased to 756,700.
- Unemployment rate increased 0.1 pts to 6.1%, based on unrounded estimates.
- Participation rate remained steady at 64.7%.
- Aggregate monthly hours worked increased 2.8 million hours (0.2%) to 1,610.9 million hours.

### SEASONALLY ADJUSTED ESTIMATES (MONTHLY CHANGE)

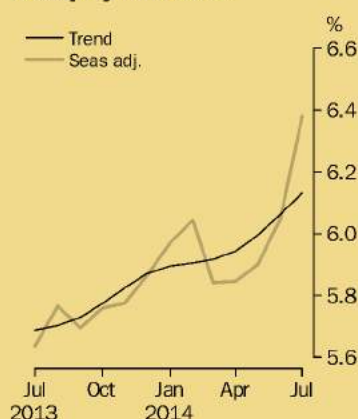
- Employment decreased 300 to 11,576,600. Full-time employment increased 14,500 to 8,077,400 and part-time employment decreased 14,800 to 3,499,200.
- Unemployment increased 43,700 to 789,000. The number of unemployed persons looking for full-time work increased 21,900 to 566,400 and the number of unemployed persons only looking for part-time work increased 21,800 to 222,600.
- The unemployment rate increased 0.3 pts to 6.4%.
- Participation rate increased 0.1 pts to 64.8%.
- Aggregate monthly hours worked decreased 14.8 million hours (0.9%) to 1,610.7 million hours.



### Employed Persons



### Unemployment Rate



## INQUIRIES

For further information about these and related statistics, contact the National Information and Referral Service on 1300 135 070, email [client.services@abs.gov.au](mailto:client.services@abs.gov.au) or Labour Force on Canberra (02) 6252 6525, email [labourforce@abs.gov.au](mailto:labourforce@abs.gov.au).

# LABOUR FORCE

AUSTRALIA

EMBARGO: 11.30AM (CANBERRA TIME) THURS 11 SEP 2014

## KEY FIGURES

	Jul 2014	Aug 2014	Jul 14 to Aug 14	Aug 13 to Aug 14
<b>Trend</b>				
Employed persons ('000)	11 619.8	11 638.4	18.7	1.5 %
Unemployed persons ('000)	756.1	764.1	8.0	10.2 %
Unemployment rate (%)	6.1	6.2	0.1 pts	0.5 pts
Participation rate (%)	64.9	65.0	0.1 pts	0.1 pts
<b>Seasonally Adjusted</b>				
Employed persons ('000)	11 582.5	11 703.5	121.0	2.2 %
Unemployed persons ('000)	788.5	755.1	-33.5	7.9 %
Unemployment rate (%)	6.4	6.1	-0.3 pts	0.3 pts
Participation rate (%)	64.9	65.2	0.4 pts	0.4 pts

## KEY POINTS

### TREND ESTIMATES (MONTHLY CHANGE)

- Employment increased to 11,638,400.
- Unemployment increased to 764,100.
- Unemployment rate increased 0.1 pts to 6.2%.
- Participation rate increased 0.1 pts to 65.0%.
- Aggregate monthly hours worked increased 3.2 million hours (0.2%) to 1,613.6 million hours.

### SEASONALLY ADJUSTED ESTIMATES (MONTHLY CHANGE)

- Employment increased 121,000 to 11,703,500. Full-time employment increased 14,300 to 8,094,300 and part-time employment increased 106,700 to 3,609,200.
- Unemployment decreased 33,500 to 755,100. The number of unemployed persons looking for full-time work decreased 24,600 to 541,000 and the number of unemployed persons only looking for part-time work decreased 8,900 to 214,100.
- Unemployment rate decreased 0.3 pts to 6.1%.
- Participation rate increased 0.4 pts to 65.2%.
- Aggregate monthly hours worked increased 0.1 million hours to 1,609.5 million hours.

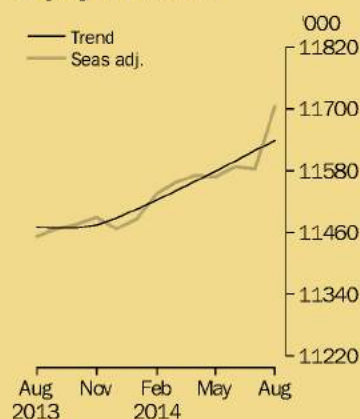
### LABOUR UNDERUTILISATION (QUARTERLY CHANGE)

- Trend estimates: The labour force underutilisation rate increased to 14.3%.
- Seasonally adjusted estimates: The labour force underutilisation rate increased 1.0 pts to 14.6%. The male labour force underutilisation rate increased 1.0 pts to 12.7%. The female labour force underutilisation rate increased 1.0 pts to 16.9%.

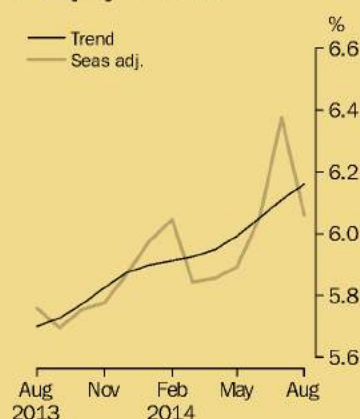


**Australian  
Bureau of  
Statistics**

### Employed Persons



### Unemployment Rate



## INQUIRIES

For further information about these and related statistics, contact the National Information and Referral Service on 1300 135 070, email [client.services@abs.gov.au](mailto:client.services@abs.gov.au) or Labour Force on Canberra (02) 6252 6525, email [labourforce@abs.gov.au](mailto:labourforce@abs.gov.au).



# LABOUR FORCE

AUSTRALIA

EMBARGO: 11.30AM (CANBERRA TIME) THURS 9 OCT 2014

## KEY FIGURES

	Aug 2014	Sep 2014	Aug 14 to Sep 14	Sep 13 to Sep 14
<b>Trend</b>				
Employed persons ('000)	11 599.3	11 604.9	5.6	1.2 %
Unemployed persons ('000)	740.9	745.5	4.6	6.7 %
Unemployment rate (%)	6.0	6.0	0.0 pts	0.3 pts
Participation rate (%)	64.6	64.6	0.0 pts	-0.2 pts
<b>Seasonally Adjusted</b>				
Employed persons ('000)	11 622.2	11 592.5	-29.7	1.1 %
Unemployed persons ('000)	735.5	746.6	11.0	7.5 %
Unemployment rate (%)	6.0	6.1	0.1 pts	0.3 pts
Participation rate (%)	64.7	64.5	-0.2 pts	-0.2 pts

## KEY POINTS

### REVISED SEASONALLY ADJUSTED SERIES

- The seasonal pattern previously evident for the July, August and September months is not apparent in 2014. The seasonal factors for these months have been set to one resulting in revised seasonally adjusted estimates. For details see pages 4-7.

### TREND ESTIMATES (MONTHLY CHANGE)

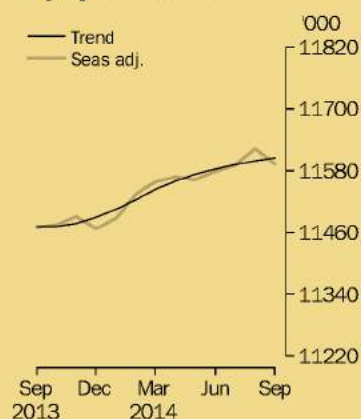
- Employment increased to 11,604,900.
- Unemployment increased to 745,500.
- Unemployment rate remained steady at 6.0%.
- Participation rate remained steady at 64.6%.
- Aggregate monthly hours worked decreased 1.4 million hours (0.1%) to 1,604.2 million hours.

### SEASONALLY ADJUSTED ESTIMATES (MONTHLY CHANGE)

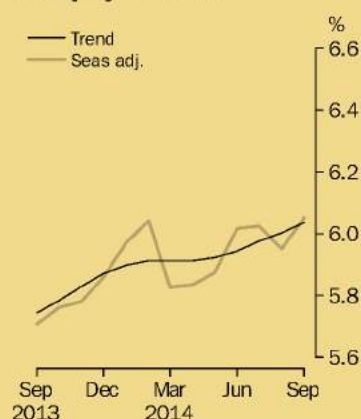
- Employment decreased 29,700 to 11,592,500. Full-time employment increased 21,600 to 8,028,900 and part-time employment decreased 51,300 to 3,563,600.
- Unemployment increased 11,000 to 746,600. The number of unemployed persons looking for full-time work increased 6,600 to 525,700 and the number of unemployed persons only looking for part-time work increased 4,400 to 220,800.
- Unemployment rate increased 0.1 pts to at 6.1% from a revised August 2014 estimate.
- Participation rate decreased 0.2 pts to 64.5%.
- Aggregate monthly hours worked decreased 15.0 million hours (0.9%) to 1,591.3 million hours.



### Employed Persons



### Unemployment Rate



## INQUIRIES

For further information about these and related statistics, contact the National Information and Referral Service on 1300 135 070, email [client.services@abs.gov.au](mailto:client.services@abs.gov.au) or Labour Force on Canberra (02) 6252 6525, email [labourforce@abs.gov.au](mailto:labourforce@abs.gov.au).

# LABOUR FORCE

AUSTRALIA

EMBARGO: 11.30AM (CANBERRA TIME) THURS 6 NOV 2014

## KEY FIGURES

	Sep 2014	Oct 2014	Sep 14 to Oct 14	Oct 13 to Oct 14
<b>Trend</b>				
Employed persons ('000)	11 587.6	11 589.0	1.3	1.0 %
Unemployed persons ('000)	763.6	768.7	5.0	9.1 %
Unemployment rate (%)	6.2	6.2	0.0 pts	0.4 pts
Participation rate (%)	64.6	64.6	0.0 pts	-0.2 pts
<b>Seasonally Adjusted</b>				
Employed persons ('000)	11 568.1	11 592.2	24.1	0.9 %
Unemployed persons ('000)	765.0	772.1	7.1	10.2 %
Unemployment rate (%)	6.2	6.2	0.0 pts	0.5 pts
Participation rate (%)	64.5	64.6	0.1 pts	-0.2 pts

## KEY POINTS

### NEW SEASONAL ADJUSTMENT TECHNIQUE

- The seasonality of the labour force data has been re-estimated with specific adjustments made for the changed pattern of supplementary surveys. These adjustments have been applied to the seasonally adjusted series from December 2013 onwards. For further details see the Information note on pages 6-16.

### TREND ESTIMATES (MONTHLY CHANGE)

- Employment increased to 11,589,000 from a revised September 2014 estimate.
- Unemployment increased to 768,700.
- Unemployment rate remained steady at 6.2% from a revised September 2014 estimate.
- Participation rate remained steady at 64.6%.
- Aggregate monthly hours worked increased 0.4 million hours to 1,607.9 million hours.

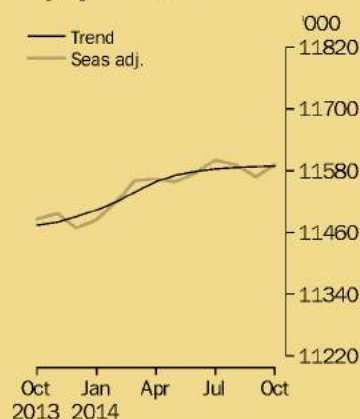
### SEASONALLY ADJUSTED ESTIMATES (MONTHLY CHANGE)

- Employment increased 24,100 to 11,592,200 from a revised September 2014 estimate. Full-time employment increased 33,400 to 8,058,500 and part-time employment decreased 9,400 to 3,533,700.
- Unemployment increased 7,100 to 772,100. The number of unemployed persons looking for full-time work decreased 10,900 to 532,100 and the number of unemployed persons only looking for part-time work increased 18,100 to 240,000.
- Unemployment rate remained at 6.2% from a revised September 2014 estimate.
- Participation rate increased 0.1 pts to 64.6%.
- Aggregate monthly hours worked increased 24.9 million hours (1.6%) to 1,614.4 million hours.

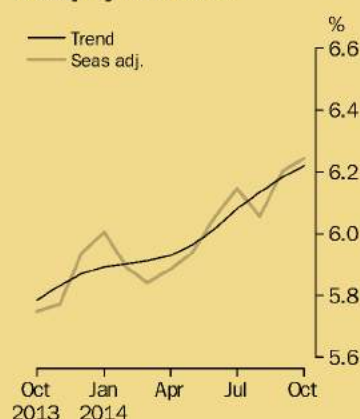


**Australian  
Bureau of  
Statistics**

### Employed Persons



### Unemployment Rate



## INQUIRIES

For further information about these and related statistics, contact the National Information and Referral Service on 1300 135 070, email [client.services@abs.gov.au](mailto:client.services@abs.gov.au) or Labour Force on Canberra (02) 6252 6525, email [labourforce@abs.gov.au](mailto:labourforce@abs.gov.au).



# LABOUR FORCE

AUSTRALIA

EMBARGO: 11.30AM (CANBERRA TIME) THURS 11 DEC 2014

## KEY FIGURES

	Oct 2014	Nov 2014	Oct 14 to Nov 14	Nov 13 to Nov 14
<b>Trend</b>				
Employed persons ('000)	11 606.7	11 613.9	7.1	1.2 %
Unemployed persons ('000)	770.6	775.4	4.7	9.0 %
Unemployment rate (%)	6.2	6.3	0.0 pts	0.4 pts
Participation rate (%)	64.6	64.6	0.0 pts	-0.1 pts
<b>Seasonally Adjusted</b>				
Employed persons ('000)	11 594.7	11 637.4	42.7	1.2 %
Unemployed persons ('000)	773.0	777.7	4.7	10.4 %
Unemployment rate (%)	6.2	6.3	0.0 pts	0.5 pts
Participation rate (%)	64.6	64.7	0.1 pts	0.0 pts

## KEY POINTS

### TREND ESTIMATES (MONTHLY CHANGE)

- Employment increased to 11,613,900.
- Unemployment increased to 775,400.
- Unemployment increased by less than 0.1 pts to 6.3%.
- Participation rate remained steady at 64.6%.
- Aggregate monthly hours worked decreased 1.8 million hours to 1,606.1 million hours.

### SEASONALLY ADJUSTED ESTIMATES (MONTHLY CHANGE)

- Employment increased 42,700 to 11,637,400. Full-time employment increased 1,800 to 8,059,400 and part-time employment increased 40,800 to 3,578,000.
- Unemployment increased 4,700 to 777,700. The number of unemployed persons looking for full-time work increased 13,500 to 545,900 and the number of unemployed persons only looking for part-time work decreased 8,800 to 231,700.
- Unemployment rate increased by less than 0.1 pts to 6.3%.
- Participation rate increased 0.1 pts to 64.7%.
- Aggregate monthly hours worked decreased 4.4 million hours (0.3%) to 1,610.6 million hours.

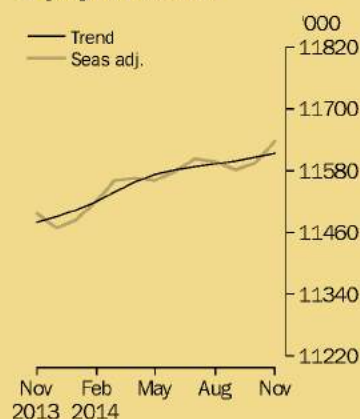
### LABOUR UNDERUTILISATION (QUARTERLY CHANGE)

- Trend estimates: The labour force underutilisation rate increased 0.5 pts to 14.8%.
- Seasonally adjusted estimates: The labour force underutilisation rate increased 0.6 pts to 15.0%. The male labour force underutilisation rate increased 0.5 pts to 13.1%. The female labour force underutilisation rate increased 0.7 pts to 17.2%.

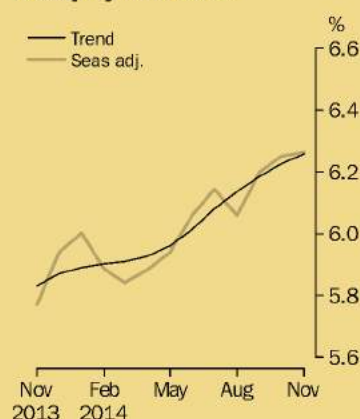


**Australian  
Bureau of  
Statistics**

### Employed Persons



### Unemployment Rate



## INQUIRIES

For further information about these and related statistics, contact the National Information and Referral Service on 1300 135 070, email [client.services@abs.gov.au](mailto:client.services@abs.gov.au) or Labour Force on Canberra (02) 6252 6525, email [labourforce@abs.gov.au](mailto:labourforce@abs.gov.au).

# LABOUR FORCE

AUSTRALIA

EMBARGO: 11.30AM (CANBERRA TIME) THURS 15 JAN 2015

## KEY FIGURES

	Nov 2014	Dec 2014	Nov 14 to Dec 14	Dec 13 to Dec 14
<b>Trend</b>				
Employed persons ('000)	11 632.4	11 646.8	14.4	1.4 %
Unemployed persons ('000)	770.2	770.9	0.7	7.7 %
Unemployment rate (%)	6.2	6.2	0.0 pts	0.3 pts
Participation rate (%)	64.7	64.7	0.0 pts	0.0 pts
<b>Seasonally Adjusted</b>				
Employed persons ('000)	11 641.9	11 679.4	37.4	1.9 %
Unemployed persons ('000)	775.4	759.2	-16.2	5.6 %
Unemployment rate (%)	6.2	6.1	-0.1 pts	0.2 pts
Participation rate (%)	64.7	64.8	0.0 pts	0.2 pts

## KEY POINTS

### TREND ESTIMATES (MONTHLY CHANGE)

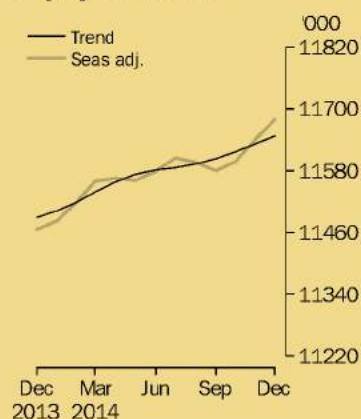
- Employment increased to 11,646,800.
- Unemployment increased to 770,900 from a revised November 2014 estimate.
- Unemployment remained steady at 6.2% from a revised November 2014 estimate.
- Participation rate remained steady at 64.7% from a revised November 2014 estimate.
- Aggregate monthly hours worked decreased 1.8 million hours to 1,602.0 million hours.

### SEASONALLY ADJUSTED ESTIMATES (MONTHLY CHANGE)

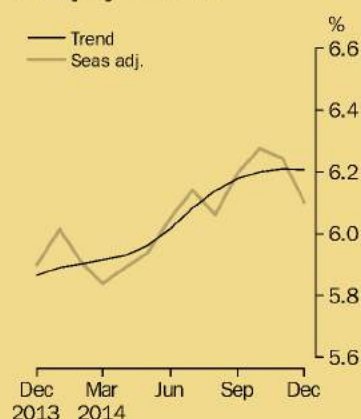
- Employment increased 37,400 to 11,679,400. Full-time employment increased 41,600 to 8,105,300 and part-time employment decreased 4,100 to 3,574,100.
- Unemployment decreased 16,200 to 759,200. The number of unemployed persons looking for full-time work increased 6,000 to 551,500 and the number of unemployed persons only looking for part-time work decreased 22,300 to 207,700.
- Unemployment rate decreased 0.1 pts to 6.1% from a revised November 2014 estimate.
- Participation rate increased less than 0.1 pts to 64.8%.
- Aggregate monthly hours worked decreased 7.7 million hours (0.5%) to 1,597.8 million hours.



### Employed Persons



### Unemployment Rate



## INQUIRIES

For further information about these and related statistics, contact the National Information and Referral Service on 1300 135 070, email [client.services@abs.gov.au](mailto:client.services@abs.gov.au) or Labour Force on Canberra (02) 6252 6525, email [labourforce@abs.gov.au](mailto:labourforce@abs.gov.au).



# LABOUR FORCE

AUSTRALIA

EMBARGO: 11.30AM (CANBERRA TIME) THURS 12 FEB 2015

## KEY FIGURES

	Dec 2014	Jan 2015	Dec 14 to Jan 15	Jan 14 to Jan 15
<b>Trend</b>				
Employed persons ('000)	11 650.8	11 666.0	15.2	1.4 %
Unemployed persons ('000)	778.7	782.3	3.6	8.8 %
Unemployment rate (%)	6.3	6.3	0.0 pts	0.4 pts
Participation rate (%)	64.7	64.7	0.0 pts	0.1 pts
<b>Seasonally Adjusted</b>				
Employed persons ('000)	11 680.9	11 668.7	-12.2	1.6 %
Unemployed persons ('000)	760.7	795.2	34.5	8.8 %
Unemployment rate (%)	6.1	6.4	0.3 pts	0.4 pts
Participation rate (%)	64.8	64.8	0.0 pts	0.2 pts

## KEY POINTS

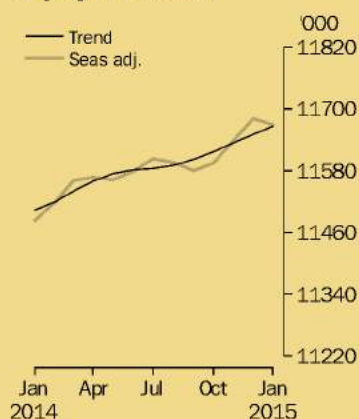
### TREND ESTIMATES (MONTHLY CHANGE)

- Employment increased to 11,666,000.
- Unemployment increased to 782,300.
- Unemployment rate remained steady at 6.3% from a revised December 2014 estimate.
- Participation rate remained steady at 64.7%.
- Aggregate monthly hours worked increased 0.7 million hours to 1,604.4 million hours.

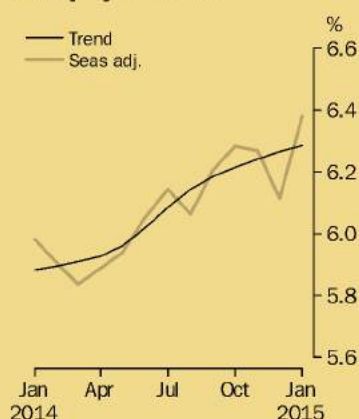
### SEASONALLY ADJUSTED ESTIMATES (MONTHLY CHANGE)

- Employment decreased 12,200 to 11,668,700. Full-time employment decreased 28,100 to 8,078,000 and part-time employment increased 15,900 to 3,590,700.
- Unemployment increased 34,500 to 795,200. The number of unemployed persons looking for full-time work increased 200 to 551,800 and the number of unemployed persons only looking for part-time work increased 34,300 to 243,400.
- Unemployment rate increased 0.3 pts to 6.4%.
- Participation rate remained steady at 64.8%.
- Aggregate monthly hours worked increased 8.2 million hours (0.5%) to 1,607.6 million hours.

### Employed Persons



### Unemployment Rate



## INQUIRIES

For further information about these and related statistics, contact the National Information and Referral Service on 1300 135 070, email [client.services@abs.gov.au](mailto:client.services@abs.gov.au) or Labour Force on Canberra (02) 6252 6525, email [labourforce@abs.gov.au](mailto:labourforce@abs.gov.au).

# LABOUR FORCE

AUSTRALIA

EMBARGO: 11.30AM (CANBERRA TIME) THURS 12 MAR 2015

## KEY FIGURES

	Jan 2015	Feb 2015	Jan 15 to Feb 15	Feb 14 to Feb 15
<b>Trend</b>				
Employed persons ('000)	11 640.0	11 654.0	14.0	1.3 %
Unemployed persons ('000)	778.7	781.6	2.9	8.3 %
Unemployment rate (%)	6.3	6.3	0.0 pts	0.4 pts
Participation rate (%)	64.7	64.7	0.0 pts	0.1 pts
<b>Seasonally Adjusted</b>				
Employed persons ('000)	11 636.8	11 652.4	15.6	1.3 %
Unemployed persons ('000)	793.1	777.3	-15.8	7.3 %
Unemployment rate (%)	6.4	6.3	-0.1 pts	0.3 pts
Participation rate (%)	64.7	64.6	-0.1 pts	0.0 pts

## KEY POINTS

### TREND ESTIMATES (MONTHLY CHANGE)

- Employment increased to 11,654,000 from a revised January 2015 estimate.
- Unemployment increased to 781,600 from a revised January 2015 estimate.
- Unemployment rate remained steady at 6.3%.
- Participation rate remained steady at 64.7%.
- Aggregate monthly hours worked increased 3.1 million hours to 1,611.0 million hours.

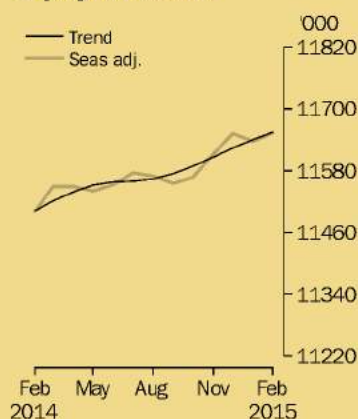
### SEASONALLY ADJUSTED ESTIMATES (MONTHLY CHANGE)

- Employment increased 15,600 to 11,652,400 from a revised January 2015 estimate. Full-time employment increased 10,300 to 8,062,000 and part-time employment increased 5,300 to 3,590,400 from a revised January 2015 estimate.
- Unemployment decreased 15,800 to 777,300. The number of unemployed persons looking for full-time work increased 2,800 to 553,000 and the number of unemployed persons only looking for part-time work decreased 18,600 to 224,300.
- Unemployment rate decreased 0.1 pts to 6.3%.
- Participation rate decreased 0.1 pts to 64.6% from a revised January 2015 estimate.
- Aggregate monthly hours worked increased 13.0 million hours (0.8%) to 1,620.8 million hours.

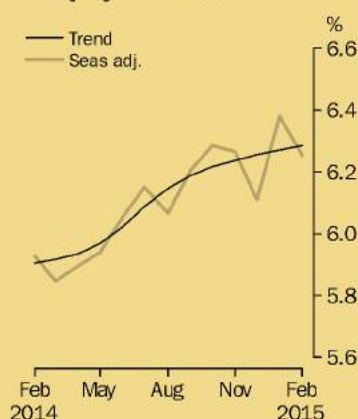
### LABOUR UNDERUTILISATION (QUARTERLY CHANGE)

- Trend estimates: The labour force underutilisation rate increased 0.3 pts to 15.1%.
- Seasonally adjusted estimates: The labour force underutilisation rate decreased 0.1 pts to 14.9%. The male labour force underutilisation rate remained steady at 13.1%. The female labour force underutilisation rate decreased 0.1 pts to 17.1%.

### Employed Persons



### Unemployment Rate



## INQUIRIES

For further information about these and related statistics, contact the National Information and Referral Service on 1300 135 070, email [client.services@abs.gov.au](mailto:client.services@abs.gov.au) or Labour Force on Canberra (02) 6252 6525, email [labourforce@abs.gov.au](mailto:labourforce@abs.gov.au).



# LABOUR FORCE

AUSTRALIA

EMBARGO: 11.30AM (CANBERRA TIME) THURS 16 APR 2015

## KEY FIGURES

	Feb 2015	Mar 2015	Feb 15 to Mar 15	Mar 14 to Mar 15
<b>Trend</b>				
Employed persons ('000)	11 679.9	11 700.6	20.7	1.6 %
Unemployed persons ('000)	769.6	768.6	-0.9	6.4 %
Unemployment rate (%)	6.2	6.2	0.0 pts	0.3 pts
Participation rate (%)	64.7	64.8	0.0 pts	0.2 pts
<b>Seasonally Adjusted</b>				
Employed persons ('000)	11 682.6	11 720.3	37.7	1.6 %
Unemployed persons ('000)	766.0	764.5	-1.5	5.9 %
Unemployment rate (%)	6.2	6.1	0.0 pts	0.2 pts
Participation rate (%)	64.7	64.8	0.1 pts	0.1 pts

## KEY POINTS

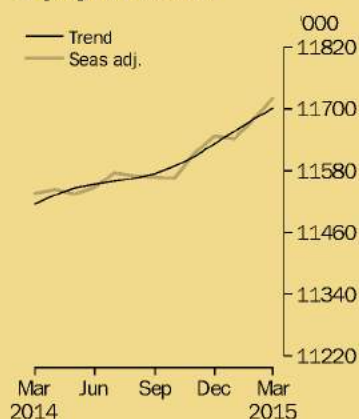
### TREND ESTIMATES (MONTHLY CHANGE)

- Employment increased to 11,700,600.
- Unemployment decreased to 768,600.
- Unemployment rate remained at 6.2% from a revised February 2015 estimate.
- Participation rate increased less than 0.1 pts to 64.8%.
- Aggregate monthly hours worked increased 4.8 million hours to 1,628.7 million hours.

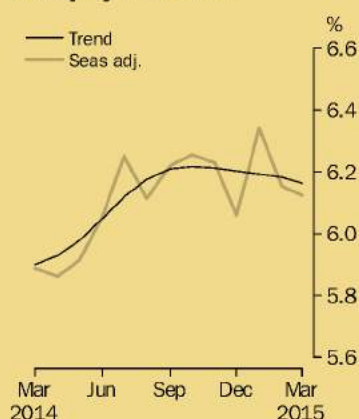
### SEASONALLY ADJUSTED ESTIMATES (MONTHLY CHANGE)

- Employment increased 37,700 to 11,720,300. Full-time employment increased 31,500 to 8,131,400 and part-time employment increased 6,100 to 3,588,900.
- Unemployment decreased 1,500 to 764,500. The number of unemployed persons looking for full-time work increased 700 to 546,800 and the number of unemployed persons only looking for part-time work decreased 2,200 to 217,700.
- Unemployment rate decreased less than 0.1 pts to 6.1% from a revised February 2015 estimate of 6.2%.
- Participation rate increased 0.1 pts to 64.8%.
- Aggregate monthly hours worked increased 4.8 million hours (0.3%) to 1,630.4 million hours.

### Employed Persons



### Unemployment Rate



## INQUIRIES

For further information about these and related statistics, contact the National Information and Referral Service on 1300 135 070, email [client.services@abs.gov.au](mailto:client.services@abs.gov.au) or Labour Force on Canberra (02) 6252 6525, email [labourforce@abs.gov.au](mailto:labourforce@abs.gov.au).

# LABOUR FORCE

AUSTRALIA

EMBARGO: 11.30AM (CANBERRA TIME) THURS 7 MAY 2015

## KEY FIGURES

	Mar 2015	Apr 2015	Mar 15 to Apr 15	Apr 14 to Apr 15
<b>Trend</b>				
Employed persons ('000)	11 705.9	11 725.0	19.1	1.6 %
Unemployed persons ('000)	768.0	767.5	-0.6	5.7 %
Unemployment rate (%)	6.2	6.1	0.0 pts	0.2 pts
Participation rate (%)	64.8	64.8	0.0 pts	0.1 pts
<b>Seasonally Adjusted</b>				
Employed persons ('000)	11 727.5	11 724.6	-2.9	1.5 %
Unemployed persons ('000)	762.5	769.5	7.0	7.4 %
Unemployment rate (%)	6.1	6.2	0.1 pts	0.3 pts
Participation rate (%)	64.8	64.8	-0.1 pts	0.1 pts

## KEY POINTS

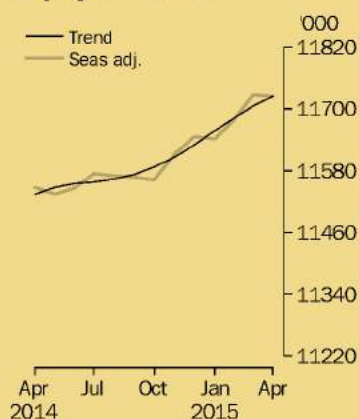
### TREND ESTIMATES (MONTHLY CHANGE)

- Employment increased to 11,725,000.
- Unemployment decreased to 767,500.
- Unemployment rate decreased less than 0.1 pts to 6.1%.
- Participation rate remained steady at 64.8%.
- Aggregate monthly hours worked increased 6.9 million hours to 1,643.7 million hours.

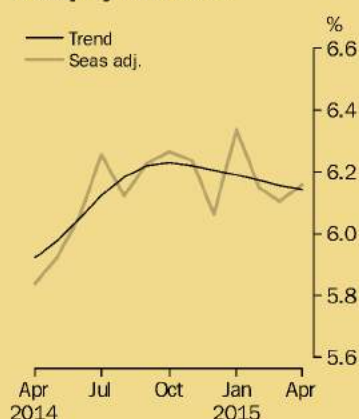
### SEASONALLY ADJUSTED ESTIMATES (MONTHLY CHANGE)

- Employment decreased 2,900 to 11,724,600. Full-time employment decreased 21,900 to 8,115,900 and part-time employment increased 19,000 to 3,608,600.
- Unemployment increased 7,000 to 769,500. The number of unemployed persons looking for full-time work decreased 2,700 to 541,500 and the number of unemployed persons only looking for part-time work increased 9,800 to 228,000.
- Unemployment rate increased 0.1 pts to 6.2%.
- Participation rate decreased 0.1 pts but remained at 64.8%, based on unrounded estimates.
- Aggregate monthly hours worked increased 17.8 million hours (1.1%) to 1,651.9 million hours.

### Employed Persons



### Unemployment Rate



## INQUIRIES

For further information about these and related statistics, contact the National Information and Referral Service on 1300 135 070, email [client.services@abs.gov.au](mailto:client.services@abs.gov.au) or Labour Force on Canberra (02) 6252 6525, email [labourforce@abs.gov.au](mailto:labourforce@abs.gov.au).

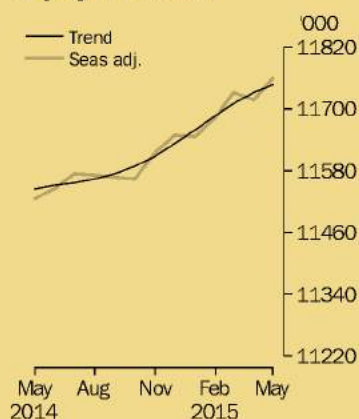


# LABOUR FORCE

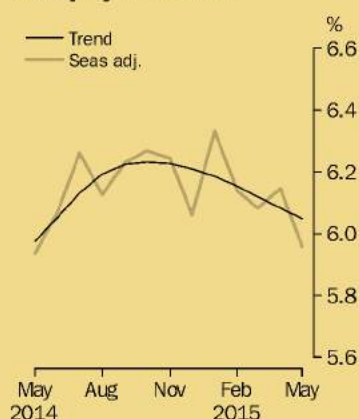
AUSTRALIA

EMBARGO: 11.30AM (CANBERRA TIME) THURS 11 JUN 2015

## Employed Persons



## Unemployment Rate



## INQUIRIES

For further information about these and related statistics, contact the National Information and Referral Service on 1300 135 070, email [client.services@abs.gov.au](mailto:client.services@abs.gov.au) or Labour Force on Canberra (02) 6252 6525, email [labourforce@abs.gov.au](mailto:labourforce@abs.gov.au).

## KEY FIGURES

	Apr 2015	May 2015	Apr 15 to May 15	May 14 to May 15
<b>Trend</b>				
Employed persons ('000)	11 731.5	11 747.2	15.7	1.8 %
Unemployed persons ('000)	759.7	756.3	-3.4	3.1 %
Unemployment rate (%)	6.1	6.0	0.0 pts	0.1 pts
Participation rate (%)	64.8	64.8	0.0 pts	0.1 pts
<b>Seasonally Adjusted</b>				
Employed persons ('000)	11 717.5	11 759.6	42.0	2.0 %
Unemployed persons ('000)	767.2	745.2	-22.0	2.4 %
Unemployment rate (%)	6.1	6.0	-0.2 pts	0.0 pts
Participation rate (%)	64.7	64.7	0.0 pts	0.2 pts

## KEY POINTS

### TREND ESTIMATES (MONTHLY CHANGE)

- Employment increased to 11,747,200.
- Unemployment decreased to 756,300.
- Unemployment rate decreased less than 0.1 pts to 6.0%.
- Participation rate remained steady at 64.8%.
- Aggregate monthly hours worked increased 2.5 million hours to 1,634.1 million hours from a revised April 2015 estimate.

### SEASONALLY ADJUSTED ESTIMATES (MONTHLY CHANGE)

- Employment increased 42,000 to 11,759,600. Full-time employment increased 14,700 to 8,128,600 and part-time employment increased 27,300 to 3,630,900.
- Unemployment decreased 22,000 to 745,200. The number of unemployed persons looking for full-time work decreased 23,500 to 514,500 and the number of unemployed persons only looking for part-time work increased 1,500 to 230,800.
- Unemployment rate decreased 0.2 pts to 6.0%, based on unrounded estimates.
- Participation rate remained steady at 64.7% from a revised April 2015 estimate.
- Aggregate monthly hours worked increased 2.2 million hours (0.1%) to 1,631.8 million hours from a revised April 2015 estimate.

### LABOUR UNDERUTILISATION (QUARTERLY CHANGE)

- Trend estimates: The labour force underutilisation rate decreased 0.1 pts to 14.7%.
- Seasonally adjusted estimates: The labour force underutilisation rate decreased 0.4 pts to 14.5%. The male labour force underutilisation rate decreased 0.4 pts to 12.5%. The female labour force underutilisation rate decreased 0.4 pts to 16.7%.

# LABOUR FORCE

AUSTRALIA

EMBARGO: 11.30AM (CANBERRA TIME) THURS 9 JUL 2015

## KEY FIGURES

	May 2015	Jun 2015	May 15 to Jun 15	Jun 14 to Jun 15
<b>Trend</b>				
Employed persons ('000)	11 752.0	11 767.2	15.2	1.9 %
Unemployed persons ('000)	756.5	753.8	-2.8	1.3 %
Unemployment rate (%)	6.0	6.0	0.0 pts	0.0 pts
Participation rate (%)	64.8	64.8	0.0 pts	0.1 pts
<b>Seasonally Adjusted</b>				
Employed persons ('000)	11 761.2	11 768.6	7.3	1.9 %
Unemployed persons ('000)	743.4	756.1	12.8	1.4 %
Unemployment rate (%)	5.9	6.0	0.1 pts	0.0 pts
Participation rate (%)	64.7	64.8	0.0 pts	0.1 pts

## KEY POINTS

### TREND ESTIMATES (MONTHLY CHANGE)

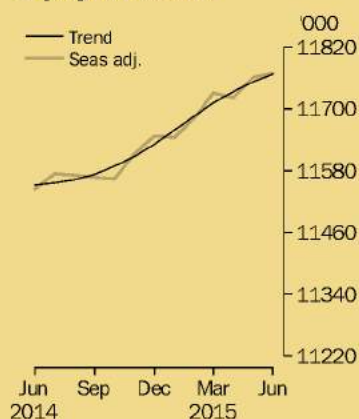
- Employment increased to 11,767,200.
- Unemployment decreased to 753,800.
- Unemployment rate remained steady at 6.0%.
- Participation rate remained steady at 64.8%.
- Aggregate monthly hours worked increased 2.0 million hours to 1,636.3 million hours.

### SEASONALLY ADJUSTED ESTIMATES (MONTHLY CHANGE)

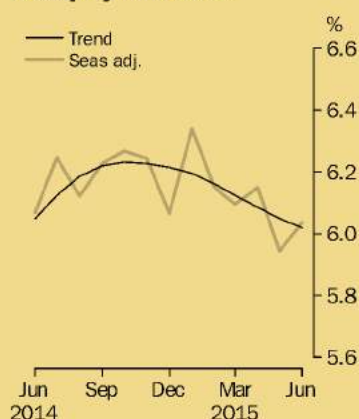
- Employment increased 7,300 to 11,768,600. Full-time employment increased 24,500 to 8,156,200 and part-time employment decreased 17,200 to 3,612,400.
- Unemployment increased 12,800 to 756,100. The number of unemployed persons looking for full-time work increased 27,200 to 541,200 and the number of unemployed persons only looking for part-time work decreased 14,500 to 214,900.
- Unemployment rate increased 0.1 pts to 6.0% from a revised May 2015 estimate.
- Participation rate increased less than 0.1 pts to 64.8%.
- Aggregate monthly hours worked increased 5.1 million hours (0.3%) to 1,636.9 million hours.



### Employed Persons



### Unemployment Rate



## INQUIRIES

For further information about these and related statistics, contact the National Information and Referral Service on 1300 135 070, email [client.services@abs.gov.au](mailto:client.services@abs.gov.au) or Labour Force on Canberra (02) 6252 6525, email [labourforce@abs.gov.au](mailto:labourforce@abs.gov.au).



# LABOUR FORCE

AUSTRALIA

EMBARGO: 11.30AM (CANBERRA TIME) THURS 6 AUG 2015

## KEY FIGURES

	Jun 2015	Jul 2015	Jun 15 to Jul 15	Jul 14 to Jul 15
<b>Trend</b>				
Employed persons ('000)	11 779.5	11 797.3	17.8	2.1 %
Unemployed persons ('000)	769.3	772.3	3.0	2.5 %
Unemployment rate (%)	6.1	6.1	0.0 pts	0.0 pts
Participation rate (%)	64.9	64.9	0.0 pts	0.3 pts
<b>Seasonally Adjusted</b>				
Employed persons ('000)	11 772.2	11 810.7	38.5	2.1 %
Unemployed persons ('000)	760.6	800.7	40.1	4.1 %
Unemployment rate (%)	6.1	6.3	0.3 pts	0.1 pts
Participation rate (%)	64.8	65.1	0.3 pts	0.3 pts

## KEY POINTS

### TREND ESTIMATES (MONTHLY CHANGE)

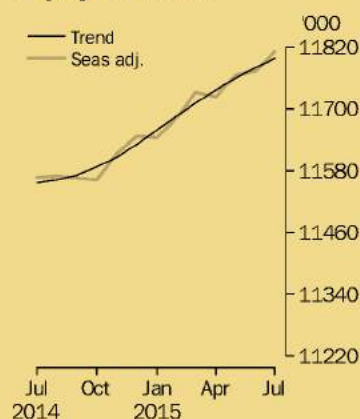
- Employment increased to 11,797,300.
- Unemployment increased to 772,300.
- Unemployment rate remained steady at 6.1%.
- Participation rate remained steady at 64.9%.
- Monthly hours worked in all jobs decreased 0.4 million hours to 1,634.0 million hours.

### SEASONALLY ADJUSTED ESTIMATES (MONTHLY CHANGE)

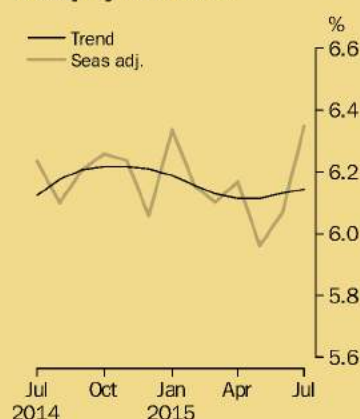
- Employment increased 38,500 to 11,810,700. Full-time employment increased 12,400 to 8,170,400 and part-time employment increased 26,100 to 3,640,300.
- Unemployment increased 40,100 to 800,700. The number of unemployed persons looking for full-time work increased 23,600 to 568,100 and the number of unemployed persons only looking for part-time work increased 16,500 to 232,600.
- Unemployment rate increased 0.3 pts to 6.3% from a revised June 2015 estimate.
- Participation rate increased 0.3 pts to 65.1%.
- Monthly hours worked in all jobs decreased 3.4 million hours (0.2%) to 1,633.2 million hours.



### Employed Persons



### Unemployment Rate



## INQUIRIES

For further information about these and related statistics, contact the National Information and Referral Service on 1300 135 070, email [client.services@abs.gov.au](mailto:client.services@abs.gov.au) or Labour Force on Canberra (02) 6252 6525, email [labourforce@abs.gov.au](mailto:labourforce@abs.gov.au).

# LABOUR FORCE

AUSTRALIA

EMBARGO: 11.30AM (CANBERRA TIME) THURS 10 SEP 2015

## KEY FIGURES

	Jul 2015	Aug 2015	Jul 15 to Aug 15	Aug 14 to Aug 15
<b>Trend</b>				
Employed persons ('000)	11 750.1	11 765.4	15.3	2.0 %
Unemployed persons ('000)	771.9	778.4	6.5	2.5 %
Unemployment rate (%)	6.2	6.2	0.0 pts	0.0 pts
Participation rate (%)	64.9	65.0	0.1 pts	0.4 pts
<b>Seasonally Adjusted</b>				
Employed persons ('000)	11 758.3	11 775.8	17.4	2.0 %
Unemployed persons ('000)	795.5	781.1	-14.4	4.0 %
Unemployment rate (%)	6.3	6.2	-0.1 pts	0.1 pts
Participation rate (%)	65.1	65.0	-0.1 pts	0.4 pts

## KEY POINTS

### TREND ESTIMATES (MONTHLY CHANGE)

- Employment increased to 11,765,400.
- Unemployment increased to 778,400.
- Unemployment rate remained steady at 6.2% from a revised July 2015 estimate.
- Participation rate increased 0.1 pts to 65.0%.
- Monthly hours worked in all jobs increased 0.7 million hours to 1,625.6 million hours.

### SEASONALLY ADJUSTED ESTIMATES (MONTHLY CHANGE)

- Employment increased 17,400 to 11,775,800. Full-time employment increased 11,500 to 8,141,000 and part-time employment increased 5,900 to 3,634,800.
- Unemployment decreased 14,400 to 781,100. The number of unemployed persons looking for full-time work decreased 3,500 to 561,400 and the number of unemployed persons only looking for part-time work decreased 11,000 to 219,700.
- Unemployment rate decreased 0.1 pts to 6.2%.
- Participation rate decreased 0.1 pts to 65.0%.
- Monthly hours worked in all jobs decreased 0.6 million hours to 1,623.8 million hours.

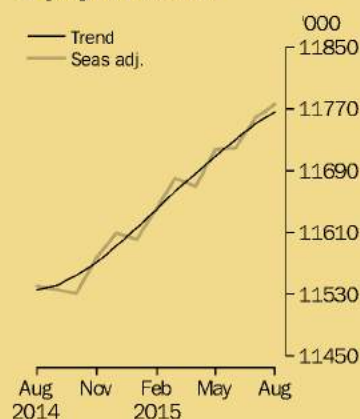
### LABOUR UNDERUTILISATION (QUARTERLY CHANGE)

- Trend estimates: The labour force underutilisation rate decreased to 14.3%.
- Seasonally adjusted estimates: The labour force underutilisation rate remained steady at 14.3%. The male labour force underutilisation rate increased less than 0.1 pts to 12.4%. The female labour force underutilisation rate decreased 0.1 pts to 16.6%.

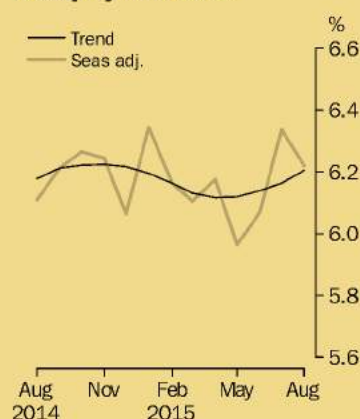


**Australian  
Bureau of  
Statistics**

### Employed Persons



### Unemployment Rate



## INQUIRIES

For further information about these and related statistics, contact the National Information and Referral Service on 1300 135 070, email [client.services@abs.gov.au](mailto:client.services@abs.gov.au) or Labour Force on Canberra (02) 6252 6525, email [labourforce@abs.gov.au](mailto:labourforce@abs.gov.au).



# LABOUR FORCE

AUSTRALIA

EMBARGO: 11.30AM (CANBERRA TIME) THURS 15 OCT 2015

## KEY FIGURES

	Aug 2015	Sep 2015	Aug 15 to Sep 15	Sep 14 to Sep 15
<b>Trend</b>				
Employed persons ('000)	11 763.4	11 775.8	12.4	2.0 %
Unemployed persons ('000)	776.8	780.6	3.9	2.1 %
Unemployment rate (%)	6.2	6.2	0.0 pts	0.0 pts
Participation rate (%)	64.9	65.0	0.0 pts	0.4 pts
<b>Seasonally Adjusted</b>				
Employed persons ('000)	11 774.9	11 769.9	-5.1	2.0 %
Unemployed persons ('000)	780.7	772.5	-8.1	1.0 %
Unemployment rate (%)	6.2	6.2	-0.1 pts	-0.1 pts
Participation rate (%)	65.0	64.9	-0.2 pts	0.3 pts

## KEY POINTS

### TREND ESTIMATES (MONTHLY CHANGE)

- Employment increased to 11,775,800.
- Unemployment increased to 780,600.
- Unemployment rate remained steady at 6.2%.
- Participation rate increased less than 0.1 pts to 65.0%.
- Monthly hours worked in all jobs increased 1.8 million hours to 1,631.9 million hours.

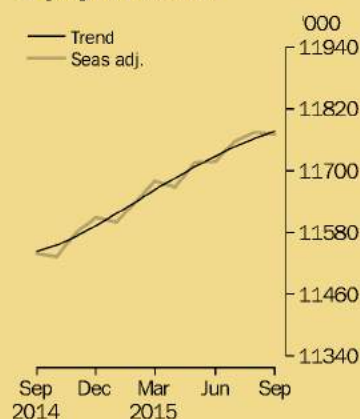
### SEASONALLY ADJUSTED ESTIMATES (MONTHLY CHANGE)

- Employment decreased 5,100 to 11,769,900. Full-time employment decreased 13,900 to 8,124,400 and part-time employment increased 8,900 to 3,645,500.
- Unemployment decreased 8,100 to 772,500. The number of unemployed persons looking for full-time work decreased 6,000 to 556,100 and the number of unemployed persons only looking for part-time work decreased 2,200 to 216,500.
- Unemployment rate remained at 6.2%, but decreased 0.1 pts based on unrounded estimates.
- Participation rate decreased to 64.9%, a 0.2 pts decrease based on unrounded estimates.
- Monthly hours worked in all jobs increased 12.2 million hours (0.7%) to 1,638.0 million hours.

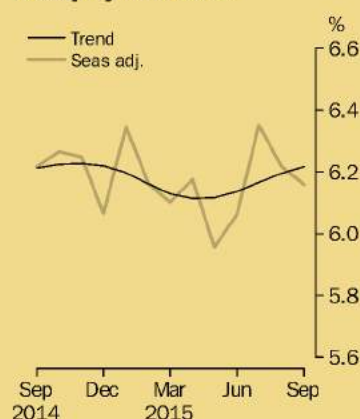


**Australian  
Bureau of  
Statistics**

### Employed Persons



### Unemployment Rate



## INQUIRIES

For further information about these and related statistics, email [client.services@abs.gov.au](mailto:client.services@abs.gov.au) or contact the National Information and Referral Service on 1300 135 070.

# LABOUR FORCE

AUSTRALIA

EMBARGO: 11.30AM (CANBERRA TIME) THURS 12 NOV 2015

## KEY FIGURES

	Sep 2015	Oct 2015	Sep 15 to Oct 15	Oct 14 to Oct 15
<b>Trend</b>				
Employed persons ('000)	11 796.6	11 815.4	18.8	2.3 %
Unemployed persons ('000)	768.0	764.9	-3.1	-0.4 %
Unemployment rate (%)	6.1	6.1	0.0 pts	-0.2 pts
Participation rate (%)	65.0	65.0	0.0 pts	0.4 pts
<b>Seasonally Adjusted</b>				
Employed persons ('000)	11 779.6	11 838.2	58.6	2.7 %
Unemployed persons ('000)	772.9	739.5	-33.4	-4.3 %
Unemployment rate (%)	6.2	5.9	-0.3 pts	-0.4 pts
Participation rate (%)	64.9	65.0	0.1 pts	0.5 pts

## KEY POINTS

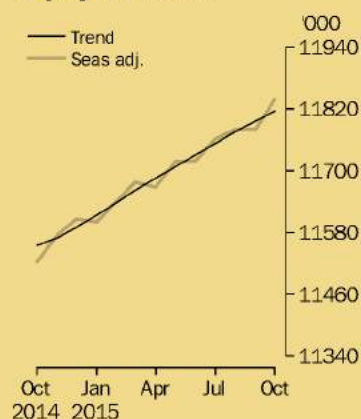
### TREND ESTIMATES (MONTHLY CHANGE)

- Employment increased to 11,815,400.
- Unemployment decreased to 764,900.
- Unemployment rate remained steady at 6.1%.
- Participation rate remained steady at 65.0%.
- Monthly hours worked in all jobs increased 5.7 million hours to 1,647.1 million hours.

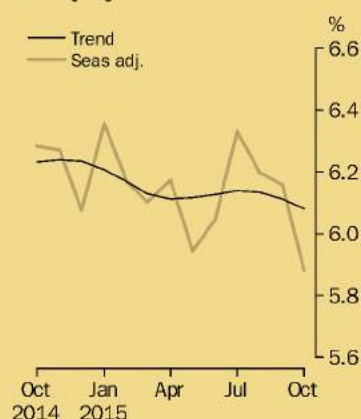
### SEASONALLY ADJUSTED ESTIMATES (MONTHLY CHANGE)

- Employment increased 58,600 to 11,838,200. Full-time employment increased 40,000 to 8,171,600 and part-time employment increased 18,600 to 3,666,600.
- Unemployment decreased 33,400 to 739,500. The number of unemployed persons looking for full-time work decreased 30,300 to 526,300 and the number of unemployed persons only looking for part-time work decreased 3,100 to 213,200.
- Unemployment rate decreased 0.3 pts to 5.9%.
- Participation rate increased 0.1 pts to 65.0%.
- Monthly hours worked in all jobs increased 19.1 million hours (1.2%) to 1,660.4 million hours.

### Employed Persons



### Unemployment Rate



## INQUIRIES

For further information about these and related statistics, email [client.services@abs.gov.au](mailto:client.services@abs.gov.au) or contact the National Information and Referral Service on 1300 135 070.



# LABOUR FORCE

AUSTRALIA

EMBARGO: 11.30AM (CANBERRA TIME) THURS 10 DEC 2015

## KEY FIGURES

	Oct 2015	Nov 2015	Oct 15 to Nov 15	Nov 14 to Nov 15
<b>Trend</b>				
Employed persons ('000)	11 830.5	11 855.8	25.3	2.5 %
Unemployed persons ('000)	757.9	752.3	-5.5	-2.4 %
Unemployment rate (%)	6.0	6.0	-0.1 pts	-0.3 pts
Participation rate (%)	65.1	65.1	0.0 pts	0.5 pts
<b>Seasonally Adjusted</b>				
Employed persons ('000)	11 829.3	11 900.6	71.4	3.0 %
Unemployed persons ('000)	741.9	739.1	-2.8	-4.6 %
Unemployment rate (%)	5.9	5.8	-0.1 pts	-0.4 pts
Participation rate (%)	65.0	65.3	0.3 pts	0.7 pts

## KEY POINTS

### TREND ESTIMATES (MONTHLY CHANGE)

- Employment increased to 11,855,800.
- Unemployment decreased to 752,300.
- Unemployment rate decreased 0.1 pts to 6.0%, based on unrounded estimates.
- Participation rate remained steady at 65.1% from a revised October 2015 estimate.
- Monthly hours worked in all jobs increased 4.6 million hours to 1,649.1 million hours.

### SEASONALLY ADJUSTED ESTIMATES (MONTHLY CHANGE)

- Employment increased 71,400 to 11,900,600. Full-time employment increased 41,600 to 8,205,800 and part-time employment increased 29,700 to 3,694,800.
- Unemployment decreased 2,800 to 739,100. The number of unemployed persons looking for full-time work decreased 9,400 to 517,400 and the number of unemployed persons only looking for part-time work increased 6,600 to 221,700.
- Unemployment rate decreased 0.1 pts to 5.8%.
- Participation rate increased 0.3 pts to 65.3%.
- Monthly hours worked in all jobs decreased 12.7 million hours (0.8%) to 1,645.9 million hours.

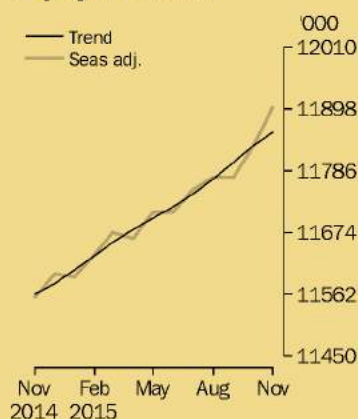
### LABOUR UNDERUTILISATION (QUARTERLY CHANGE)

- Trend estimates: The labour force underutilisation rate decreased 0.1 pts to 14.3%.
- Seasonally adjusted estimates: The labour force underutilisation rate decreased 0.2 pts to 14.3%, based on unrounded estimates. The male labour force underutilisation rate decreased 0.2 pts to 12.3%. The female labour force underutilisation rate decreased 0.2 pts to 16.6%.

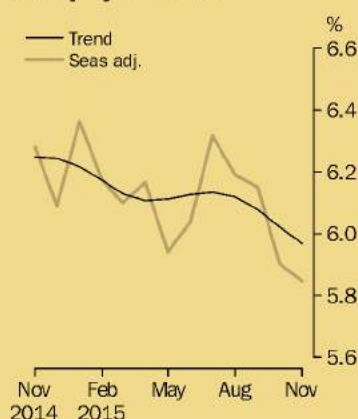


**Australian  
Bureau of  
Statistics**

### Employed Persons



### Unemployment Rate



## INQUIRIES

For further information about these and related statistics, email [client.services@abs.gov.au](mailto:client.services@abs.gov.au) > or contact the National Information and Referral Service on 1300 135 070.

# LABOUR FORCE

AUSTRALIA

EMBARGO: 11.30AM (CANBERRA TIME) THURS 14 JAN 2016

## KEY FIGURES

	Nov 2015	Dec 2015	Nov 15 to Dec 15	Dec 14 to Dec 15
<b>Trend</b>				
Employed persons ('000)	11 866.4	11 893.8	27.5	2.7 %
Unemployed persons ('000)	744.2	734.3	-9.9	-4.8 %
Unemployment rate (%)	5.9	5.8	-0.1 pts	-0.4 pts
Participation rate (%)	65.1	65.2	0.0 pts	0.5 pts
<b>Seasonally Adjusted</b>				
Employed persons ('000)	11 903.3	11 902.3	-1.0	2.6 %
Unemployed persons ('000)	738.4	727.5	-10.9	-3.6 %
Unemployment rate (%)	5.8	5.8	-0.1 pts	-0.3 pts
Participation rate (%)	65.3	65.1	-0.1 pts	0.5 pts

## KEY POINTS

### TREND ESTIMATES (MONTHLY CHANGE)

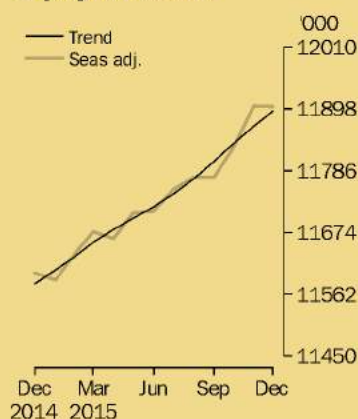
- Employment increased to 11,893,800.
- Unemployment decreased to 734,300.
- Unemployment rate decreased 0.1 pts to 5.8%.
- Participation rate increased less than 0.1 pts to 65.2%.
- Monthly hours worked in all jobs increased 2.8 million hours to 1,649.9 million hours.

### SEASONALLY ADJUSTED ESTIMATES (MONTHLY CHANGE)

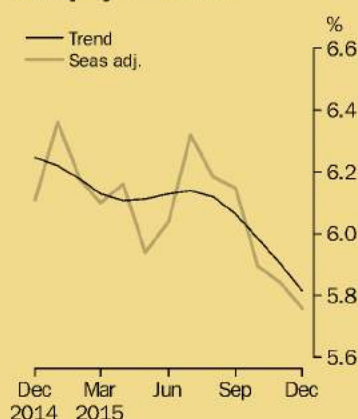
- Employment decreased 1,000 to 11,902,300 from a revised November 2015 estimate. Full-time employment increased 17,600 to 8,228,700 and part-time employment decreased 18,500 to 3,673,600.
- Unemployment decreased 10,900 to 727,500. The number of unemployed persons looking for full-time work decreased 2,600 to 515,000 and the number of unemployed persons only looking for part-time work decreased 8,400 to 212,500.
- Unemployment rate decreased 0.1 pts to 5.8%, based on unrounded estimates.
- Participation rate decreased 0.1 pts to 65.1%, based on unrounded estimates.
- Monthly hours worked in all jobs increased 0.3 million hours to 1,645.2 million hours.



### Employed Persons



### Unemployment Rate



## INQUIRIES

For further information about these and related statistics, email [client.services@abs.gov.au](mailto:client.services@abs.gov.au) > or contact the National Information and Referral Service on 1300 135 070.



# LABOUR FORCE

AUSTRALIA

EMBARGO: 11.30AM (CANBERRA TIME) THURS 18 FEB 2016

## KEY FIGURES

	Dec 2015	Jan 2016	Dec 15 to Jan 16	Jan 15 to Jan 16
<b>Trend</b>				
Employed persons ('000)	11 890.1	11 909.9	19.8	2.6 %
Unemployed persons ('000)	743.7	739.4	-4.4	-3.9 %
Unemployment rate (%)	5.9	5.8	0.0 pts	-0.4 pts
Participation rate (%)	65.2	65.2	0.0 pts	0.5 pts
<b>Seasonally Adjusted</b>				
Employed persons ('000)	11 902.4	11 894.5	-7.9	2.6 %
Unemployed persons ('000)	731.2	761.4	30.2	-2.8 %
Unemployment rate (%)	5.8	6.0	0.2 pts	-0.3 pts
Participation rate (%)	65.2	65.2	0.0 pts	0.5 pts

## KEY POINTS

### TREND ESTIMATES (MONTHLY CHANGE)

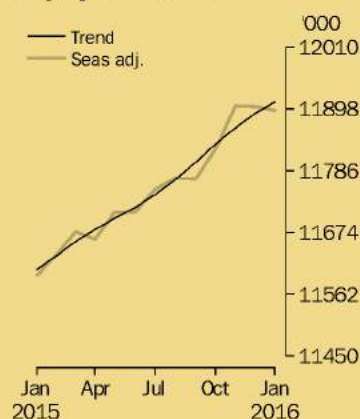
- Employment increased 19,800 to 11,909,900.
- Unemployment decreased 4,400 to 739,400.
- Unemployment rate decreased less than 0.1 pts to 5.8%, based on unrounded estimates.
- Participation rate remained steady at 65.2%.
- Monthly hours worked in all jobs increased 3.6 million hours to 1,652.7 million hours.

### SEASONALLY ADJUSTED ESTIMATES (MONTHLY CHANGE)

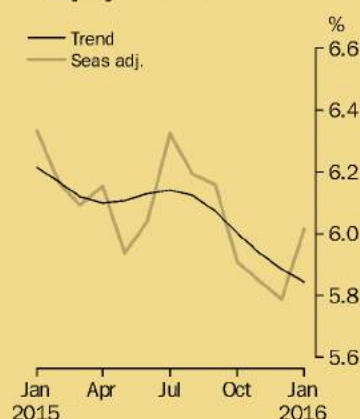
- Employment decreased 7,900 to 11,894,500. Full-time employment decreased 40,600 to 8,185,800 and part-time employment increased 32,700 to 3,708,700.
- Unemployment increased 30,200 to 761,400. The number of unemployed persons looking for full-time work increased 25,600 to 544,100 and the number of unemployed persons only looking for part-time work increased 4,600 to 217,300.
- Unemployment rate increased 0.2 pts to 6.0%.
- Participation rate remained steady at 65.2%.
- Monthly hours worked in all jobs increased 10.9 million hours to 1,656.0 million hours.



### Employed Persons



### Unemployment Rate



## INQUIRIES

For further information about these and related statistics, email [client.services@abs.gov.au](mailto:client.services@abs.gov.au) > or contact the National Information and Referral Service on 1300 135 070.



# Australian Bureau of Statistics

## LABOUR FORCE

AUSTRALIA

EMBARGO: 11.30AM (CANBERRA TIME) THURS 17 MAR 2016

### KEY FIGURES

	Jan 2016	Feb 2016	Jan 16 to Feb 16	Feb 15 to Feb 16
<b>Trend</b>				
Employed persons ('000)	11 891.8	11 903.1	11.4	2.3 %
Unemployed persons ('000)	737.3	736.6	-0.7	-4.1 %
Unemployment rate (%)	5.8	5.8	0.0 pts	-0.4 pts
Participation rate (%)	65.1	65.1	0.0 pts	0.3 pts
<b>Seasonally Adjusted</b>				
Employed persons ('000)	11 883.8	11 884.0	0.3	2.1 %
Unemployed persons ('000)	759.9	732.6	-27.3	-5.9 %
Unemployment rate (%)	6.0	5.8	-0.2 pts	-0.5 pts
Participation rate (%)	65.1	64.9	-0.2 pts	0.1 pts

### KEY POINTS

#### TREND ESTIMATES (MONTHLY CHANGE)

- Employment increased 11,400 to 11,903,100.
- Unemployment decreased 700 to 736,600.
- Unemployment rate remained steady at 5.8%.
- Participation rate remained steady at 65.1% from a revised January 2016 estimate.
- Monthly hours worked in all jobs increased 2.5 million hours to 1,653.6 million hours.

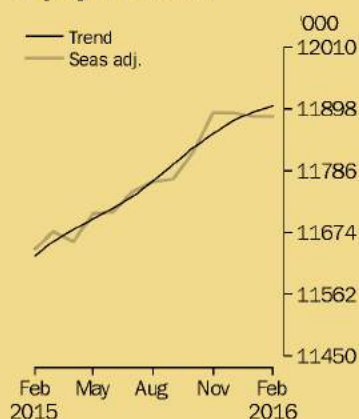
#### SEASONALLY ADJUSTED ESTIMATES (MONTHLY CHANGE)

- Employment increased 300 to 11,884,000. Full-time employment increased 15,900 to 8,192,600 and part-time employment decreased 15,600 to 3,691,500.
- Unemployment decreased 27,300 to 732,600. The number of unemployed persons looking for full-time work decreased 18,200 to 525,200 and the number of unemployed persons only looking for part-time work decreased 9,100 to 207,400.
- Unemployment rate decreased 0.2 pts to 5.8%.
- Participation rate decreased 0.2 pts to 64.9%.
- Monthly hours worked in all jobs decreased 2.0 million hours to 1,652.6 million hours.

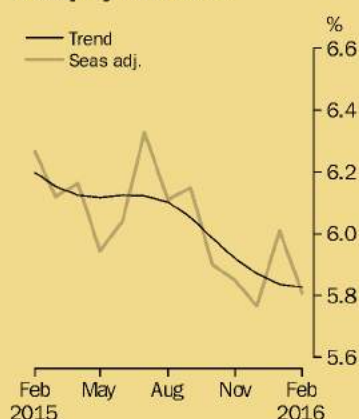
#### LABOUR UNDERUTILISATION (QUARTERLY CHANGE)

- Trend estimates: The labour force underutilisation rate decreased 0.1 pts to 14.2%.
- Seasonally adjusted estimates: The labour force underutilisation rate decreased 0.1 pts to 14.2%. The male labour force underutilisation rate decreased 0.1 pts to 12.3%. The female labour force underutilisation rate decreased 0.3 pts to 16.4%, based on unrounded estimates.

#### Employed Persons



#### Unemployment Rate



### INQUIRIES

For further information about these and related statistics, email [client.services@abs.gov.au](mailto:client.services@abs.gov.au) > or contact the National Information and Referral Service on 1300 135 070.



# LABOUR FORCE

AUSTRALIA

EMBARGO: 11.30AM (CANBERRA TIME) THURS 14 APR 2016

## KEY FIGURES

	Feb 2016	Mar 2016	Feb 16 to Mar 16	Mar 15 to Mar 16
<b>Trend</b>				
Employed persons ('000)	11 902.3	11 910.0	7.7	2.2 %
Unemployed persons ('000)	732.4	729.6	-2.8	-4.6 %
Unemployment rate (%)	5.8	5.8	0.0 pts	-0.4 pts
Participation rate (%)	65.0	65.0	0.0 pts	0.2 pts
<b>Seasonally Adjusted</b>				
Employed persons ('000)	11 883.5	11 909.6	26.1	2.0 %
Unemployed persons ('000)	730.4	723.1	-7.3	-5.6 %
Unemployment rate (%)	5.8	5.7	-0.1 pts	-0.4 pts
Participation rate (%)	64.9	64.9	0.0 pts	0.0 pts

## KEY POINTS

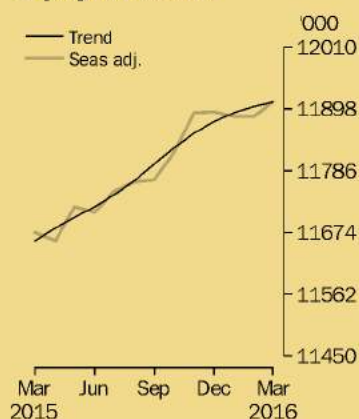
### TREND ESTIMATES (MONTHLY CHANGE)

- Employment increased 7,700 to 11,910,000.
- Unemployment decreased 2,800 to 729,600.
- Unemployment rate remained steady at 5.8%.
- Participation rate remained steady at 65.0%.
- Monthly hours worked in all jobs decreased 1.8 million hours to 1,643.7 million hours.

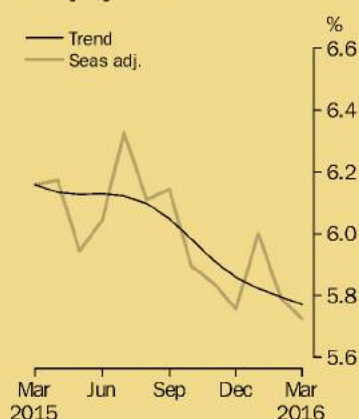
### SEASONALLY ADJUSTED ESTIMATES (MONTHLY CHANGE)

- Employment increased 26,100 to 11,909,600. Full-time employment decreased 8,800 to 8,180,400 and part-time employment increased 34,900 to 3,729,200.
- Unemployment decreased 7,300 to 723,100. The number of unemployed persons looking for full-time work decreased 7,900 to 515,900 and the number of unemployed persons only looking for part-time work decreased 1,800 to 208,400.
- Unemployment rate decreased 0.1 pts to 5.7%.
- Participation rate remained steady at 64.9%.
- Monthly hours worked in all jobs decreased 17.5 million hours to 1,632.3 million hours.

### Employed Persons



### Unemployment Rate



## INQUIRIES

For further information about these and related statistics, email [client.services@abs.gov.au](mailto:client.services@abs.gov.au) > or contact the National Information and Referral Service on 1300 135 070.

# LABOUR FORCE

AUSTRALIA

EMBARGO: 11.30AM (CANBERRA TIME) THURS 19 MAY 2016

## KEY FIGURES

	Mar 2016	Apr 2016	Mar 16 to Apr 16	Apr 15 to Apr 16
<b>Trend</b>				
Employed persons ('000)	11 906.7	11 910.8	4.1	2.0 %
Unemployed persons ('000)	728.5	726.6	-1.9	-4.9 %
Unemployment rate (%)	5.8	5.7	0.0 pts	-0.4 pts
Participation rate (%)	64.9	64.9	-0.1 pts	0.1 pts
<b>Seasonally Adjusted</b>				
Employed persons ('000)	11 906.4	11 917.2	10.8	2.1 %
Unemployed persons ('000)	722.9	723.3	0.4	-6.0 %
Unemployment rate (%)	5.7	5.7	0.0 pts	-0.5 pts
Participation rate (%)	64.9	64.8	0.0 pts	0.1 pts

## KEY POINTS

### TREND ESTIMATES (MONTHLY CHANGE)

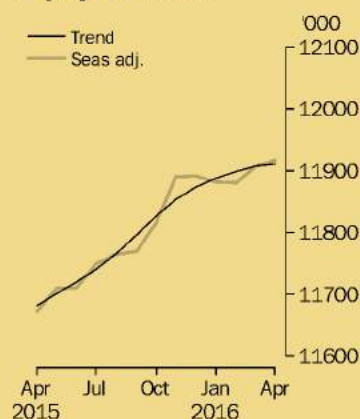
- Employment increased 4,100 to 11,910,800.
- Unemployment decreased 1,900 to 726,600.
- Unemployment rate decreased by less than 0.1 pts to 5.7%.
- Participation rate decreased by 0.1 pts to 64.9%.
- Monthly hours worked in all jobs decreased 5.6 million hours to 1,628.9 million hours.

### SEASONALLY ADJUSTED ESTIMATES (MONTHLY CHANGE)

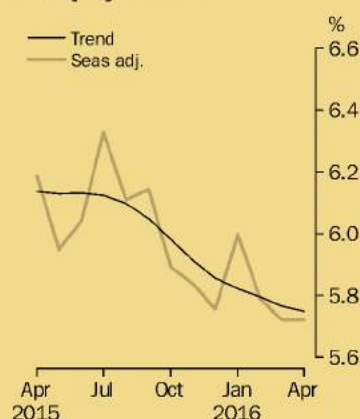
- Employment increased 10,800 to 11,917,200. Full-time employment decreased 9,300 to 8,165,600 and part-time employment increased 20,200 to 3,751,600.
- Unemployment increased 400 to 723,300. The number of unemployed persons looking for full-time work remained steady at 515,000 and the number of unemployed persons only looking for part-time work increased 400 to 208,200.
- Unemployment rate remained steady at 5.7%.
- Participation rate decreased by less than 0.1 pts to 64.8%.
- Monthly hours worked in all jobs decreased 17.9 million hours to 1,613.8 million hours.



### Employed Persons



### Unemployment Rate



## INQUIRIES

For further information about these and related statistics, email [client.services@abs.gov.au](mailto:client.services@abs.gov.au) > or contact the National Information and Referral Service on 1300 135 070.



# LABOUR FORCE

AUSTRALIA

EMBARGO: 11.30AM (CANBERRA TIME) THURS 16 JUN 2016

## KEY FIGURES

	Apr 2016	May 2016	Apr 16 to May 16	May 15 to May 16
<b>Trend</b>				
Employed persons ('000)	11 915.7	11 919.4	3.7	1.9 %
Unemployed persons ('000)	726.5	724.3	-2.2	-5.2 %
Unemployment rate (%)	5.7	5.7	0.0 pts	-0.4 pts
Participation rate (%)	64.9	64.8	-0.1 pts	0.0 pts
<b>Seasonally Adjusted</b>				
Employed persons ('000)	11 912.9	11 930.7	17.9	1.9 %
Unemployed persons ('000)	724.8	726.4	1.6	-1.9 %
Unemployment rate (%)	5.7	5.7	0.0 pts	-0.2 pts
Participation rate (%)	64.8	64.8	0.0 pts	0.1 pts

## KEY POINTS

### TREND ESTIMATES (MONTHLY CHANGE)

- Employment increased 3,700 to 11,919,400.
- Unemployment decreased 2,200 to 724,300.
- Unemployment rate remained steady at 5.7%.
- Participation rate decreased by 0.1 pts to 64.8%.
- Monthly hours worked in all jobs decreased 2.3 million hours to 1,632.1 million hours.

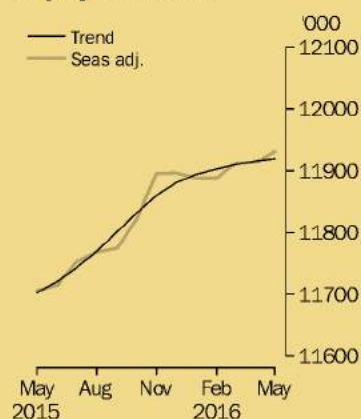
### SEASONALLY ADJUSTED ESTIMATES (MONTHLY CHANGE)

- Employment increased 17,900 to 11,930,700. Full-time employment remained steady at 8,156,500 and part-time employment increased 17,900 to 3,774,200.
- Unemployment increased 1,600 to 726,400. The number of unemployed persons looking for full-time work decreased 6,200 to 509,200 and the number of unemployed persons only looking for part-time work increased 7,800 to 217,200.
- Unemployment rate remained steady at 5.7%.
- Participation rate remained steady at 64.8%.
- Monthly hours worked in all jobs increased 27.7 million hours to 1,643.1 million hours.

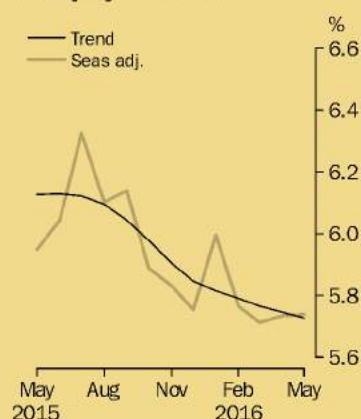
### LABOUR UNDERUTILISATION (QUARTERLY CHANGE)

- Trend estimates: The labour force underutilisation rate decreased by less than 0.1 pts, remaining steady at 14.2%.
- Seasonally adjusted estimates: The labour force underutilisation rate increased by 0.1 pts to 14.2%.

### Employed Persons



### Unemployment Rate



## INQUIRIES

For further information about these and related statistics, email [client.services@abs.gov.au](mailto:client.services@abs.gov.au) > or contact the National Information and Referral Service on 1300 135 070.

# LABOUR FORCE

AUSTRALIA

EMBARGO: 11.30AM (CANBERRA TIME) THURS 14 JUL 2016

## KEY FIGURES

	May 2016	Jun 2016	May 16 to Jun 16	Jun 15 to Jun 16
<b>Trend</b>				
Employed persons ('000)	11 925.1	11 933.4	8.3	1.8 %
Unemployed persons ('000)	726.1	725.9	-0.2	-5.2 %
Unemployment rate (%)	5.7	5.7	0.0 pts	-0.4 pts
Participation rate (%)	64.8	64.8	0.0 pts	-0.1 pts
<b>Seasonally Adjusted</b>				
Employed persons ('000)	11 931.7	11 939.6	7.9	1.9 %
Unemployed persons ('000)	724.3	734.2	9.9	-3.1 %
Unemployment rate (%)	5.7	5.8	0.1 pts	-0.3 pts
Participation rate (%)	64.8	64.9	0.0 pts	0.1 pts

## KEY POINTS

### TREND ESTIMATES (MONTHLY CHANGE)

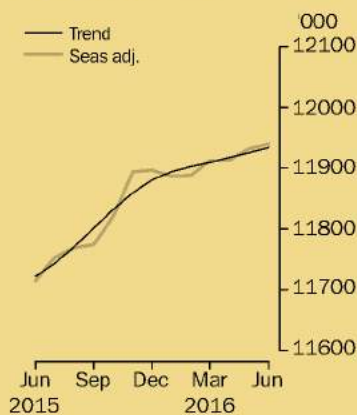
- Employment increased 8,300 to 11,933,400.
- Unemployment decreased 200 to 725,900.
- Unemployment rate remained steady at 5.7%.
- Participation rate remained steady at 64.8%.
- Monthly hours worked in all jobs decreased 0.7 million hours to 1,635.1 million hours.

### SEASONALLY ADJUSTED ESTIMATES (MONTHLY CHANGE)

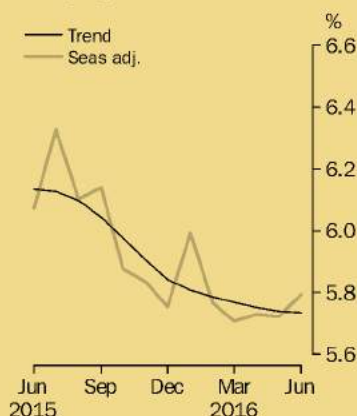
- Employment increased 7,900 to 11,939,600. Full-time employment increased 38,400 to 8,198,900 and part-time employment decreased 30,600 to 3,740,700.
- Unemployment increased 9,900 to 734,200. The number of unemployed persons looking for full-time work decreased 9,200 to 496,700 and the number of unemployed persons only looking for part-time work increased 19,000 to 237,500.
- Unemployment rate increased by 0.1 pts to 5.8%.
- Participation rate increased by less than 0.1 pts to 64.9%.
- Monthly hours worked in all jobs decreased 4.3 million hours to 1,640.0 million hours.

## Australian Bureau of Statistics

### Employed Persons



### Unemployment Rate



## INQUIRIES

For further information about these and related statistics, email [client.services@abs.gov.au](mailto:client.services@abs.gov.au) or contact the National Information and Referral Service on 1300 135 070.



# LABOUR FORCE

AUSTRALIA

EMBARGO: 11.30AM (CANBERRA TIME) THURS 18 AUG 2016

## KEY FIGURES

	Jun 2016	Jul 2016	Jun 16 to Jul 16	Jul 15 to Jul 16
<b>Trend</b>				
Employed persons ('000)	11 943.3	11 955.1	11.8	1.8 %
Unemployed persons ('000)	725.3	724.1	-1.2	-5.4 %
Unemployment rate (%)	5.7	5.7	0.0 pts	-0.4 pts
Participation rate (%)	64.8	64.8	0.0 pts	-0.1 pts
<b>Seasonally Adjusted</b>				
Employed persons ('000)	11 942.4	11 968.6	26.2	1.9 %
Unemployed persons ('000)	731.0	725.5	-5.5	-8.1 %
Unemployment rate (%)	5.8	5.7	-0.1 pts	-0.6 pts
Participation rate (%)	64.9	64.9	0.0 pts	-0.2 pts

## KEY POINTS

### TREND ESTIMATES (MONTHLY CHANGE)

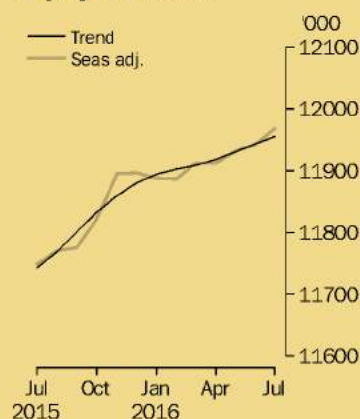
- Employment increased 11,800 to 11,955,100.
- Unemployment decreased 1,200 to 724,100.
- Unemployment rate remained steady at 5.7%.
- Participation rate remained steady at 64.8%.
- Monthly hours worked in all jobs increased 0.9 million hours to 1655.6 million hours.

### SEASONALLY ADJUSTED ESTIMATES (MONTHLY CHANGE)

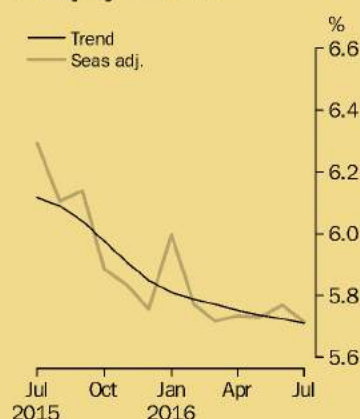
- Employment increased 26,200 to 11,968,600. Full-time employment decreased 45,400 to 8,153,900 and part-time employment increased 71,600 to 3,814,700.
- Unemployment decreased 5,500 to 725,500. The number of unemployed persons looking for full-time work decreased 13,300 to 482,400 and the number of unemployed persons only looking for part-time work increased 7,800 to 243,100.
- Unemployment rate decreased by 0.1 pts to 5.7%.
- Participation rate remained steady at 64.9%.
- Monthly hours worked in all jobs increased 3.7 million hours to 1,660.9 million hours.



### Employed Persons



### Unemployment Rate



## INQUIRIES

For further information about these and related statistics, email [client.services@abs.gov.au](mailto:client.services@abs.gov.au) or contact the National Information and Referral Service on 1300 135 070.

# LABOUR FORCE

AUSTRALIA

EMBARGO: 11.30AM (CANBERRA TIME) THURS 15 SEP 2016

## KEY FIGURES

	Jul 2016	Aug 2016	Jul 16 to Aug 16	Aug 15 to Aug 16
<b>Trend</b>				
Employed persons ('000)	11 955.3	11 965.1	9.9	1.6 %
Unemployed persons ('000)	721.4	721.0	-0.4	-5.6 %
Unemployment rate (%)	5.7	5.7	0.0 pts	-0.4 pts
Participation rate (%)	64.8	64.8	0.0 pts	-0.2 pts
<b>Seasonally Adjusted</b>				
Employed persons ('000)	11 967.6	11 963.7	-3.9	1.5 %
Unemployed persons ('000)	723.8	713.3	-10.5	-6.8 %
Unemployment rate (%)	5.7	5.6	-0.1 pts	-0.5 pts
Participation rate (%)	64.9	64.7	-0.2 pts	-0.3 pts

## KEY POINTS

### TREND ESTIMATES (MONTHLY CHANGE)

- Employment increased 9,900 to 11,965,100.
- Unemployment decreased 400 to 721,000.
- Unemployment rate remained steady at 5.7%.
- Participation rate remained steady at 64.8%.
- Monthly hours worked in all jobs increased 1.7 million hours to 1,657.1 million hours.

### SEASONALLY ADJUSTED ESTIMATES (MONTHLY CHANGE)

- Employment decreased 3,900 to 11,963,700. Full-time employment increased 11,500 to 8,166,100 and part-time employment decreased 15,400 to 3,797,700.
- Unemployment decreased 10,500 to 713,300. The number of unemployed persons looking for full-time work increased 14,900 to 496,900 and the number of unemployed persons only looking for part-time work decreased 25,400 to 216,400.
- Unemployment rate decreased 0.1 pts to 5.6%.
- Participation rate decreased 0.2 pts to 64.7%.
- Monthly hours worked in all jobs decreased 3.9 million hours to 1,656.0 million hours.

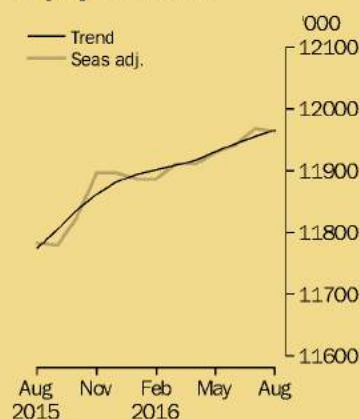
### LABOUR UNDERUTILISATION (QUARTERLY CHANGE)

- Trend estimates: The labour force underutilisation rate increased by less than 0.1 pts to 14.3%. The underemployment rate increased by 0.1% to 8.6%.
- Seasonally adjusted estimates: The labour force underutilisation rate increased 0.1 pts to 14.3%. The underemployment rate increased by 0.3 pts to 8.7%.

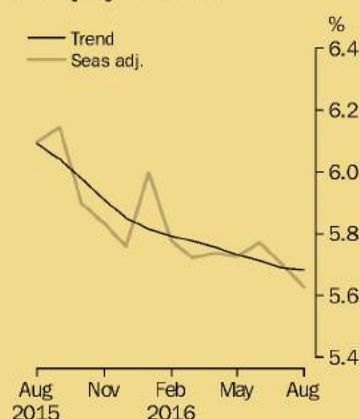


**Australian  
Bureau of  
Statistics**

### Employed Persons



### Unemployment Rate



## INQUIRIES

For further information about these and related statistics, email [client.services@abs.gov.au](mailto:client.services@abs.gov.au) or contact the National Information and Referral Service on 1300 135 070.





**Australian  
Bureau of  
Statistics**

# LABOUR FORCE

AUSTRALIA

EMBARGO: 11.30AM (CANBERRA TIME) THURS 20 OCT 2016

## KEY FIGURES

	Aug 2016	Sep 2016	Aug 16 to Sep 16	Sep 15 to Sep 16
<b>Trend</b>				
Employed persons ('000)	11 955.7	11 959.5	3.9	1.3 %
Unemployed persons ('000)	718.2	715.1	-3.1	-5.9 %
Unemployment rate (%)	5.7	5.6	0.0 pts	-0.4 pts
Participation rate (%)	64.7	64.7	-0.1 pts	-0.4 pts
<b>Seasonally Adjusted</b>				
Employed persons ('000)	11 957.0	11 947.2	-9.8	1.4 %
Unemployed persons ('000)	717.5	705.1	-12.5	-8.5 %
Unemployment rate (%)	5.7	5.6	-0.1 pts	-0.6 pts
Participation rate (%)	64.7	64.5	-0.2 pts	-0.5 pts

## KEY POINTS

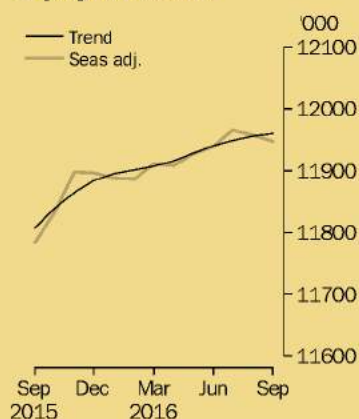
### TREND ESTIMATES (MONTHLY CHANGE)

- Employment increased 3,900 to 11,959,500.
- Unemployment decreased 3,100 to 715,100.
- Unemployment rate decreased by less than 0.1 pts to 5.6%.
- Participation rate decreased by less than 0.1 pts, but remained at 64.7% in rounded terms.
- Monthly hours worked in all jobs increased 2.2 million hours to 1,660.4 million hours.

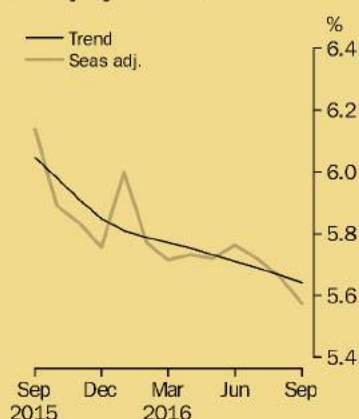
### SEASONALLY ADJUSTED ESTIMATES (MONTHLY CHANGE)

- Employment decreased 9,800 to 11,947,200. Full-time employment decreased 53,000 to 8,105,300 and part-time employment increased 43,200 to 3,841,900.
- Unemployment decreased 12,500 to 705,100. The number of unemployed persons looking for full-time work decreased 7,400 to 492,300 and the number of unemployed persons only looking for part-time work decreased 5,100 to 212,800.
- Unemployment rate decreased 0.1 pts to 5.6%.
- Participation rate decreased 0.2 pts to 64.5%.
- Monthly hours worked in all jobs increased 4.0 million hours to 1,660.0 million hours.

### Employed Persons



### Unemployment Rate



## INQUIRIES

For further information about these and related statistics, email [client.services@abs.gov.au](mailto:client.services@abs.gov.au) or contact the National Information and Referral Service on 1300 135 070.

# LABOUR FORCE

AUSTRALIA

EMBARGO: 11.30AM (CANBERRA TIME) THURS 17 NOV 2016

## KEY FIGURES

	Sep 2016	Oct 2016	Sep 16 to Oct 16	Oct 15 to Oct 16
<b>Trend</b>				
Employed persons ('000)	11 947.6	11 946.6	-1.0	0.9 %
Unemployed persons ('000)	712.7	708.6	-4.1	-6.0 %
Unemployment rate (%)	5.6	5.6	0.0 pts	-0.4 pts
Participation rate (%)	64.6	64.5	-0.1 pts	-0.6 pts
<b>Seasonally Adjusted</b>				
Employed persons ('000)	11 929.1	11 938.9	9.8	0.9 %
Unemployed persons ('000)	707.1	705.1	-2.0	-5.2 %
Unemployment rate (%)	5.6	5.6	0.0 pts	-0.3 pts
Participation rate (%)	64.4	64.4	0.0 pts	-0.6 pts

## KEY POINTS

### TREND ESTIMATES (MONTHLY CHANGE)

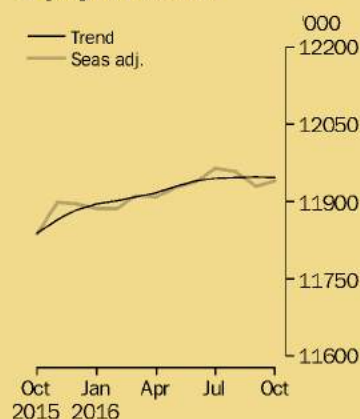
- Employment decreased 1,000 to 11,946,600.
- Unemployment decreased 4,100 to 708,600.
- Unemployment rate remained steady at 5.6%.
- Participation rate decreased 0.1 pts to 64.5%.
- Monthly hours worked in all jobs increased 3.2 million hours to 1668.0 million hours.

### SEASONALLY ADJUSTED ESTIMATES (MONTHLY CHANGE)

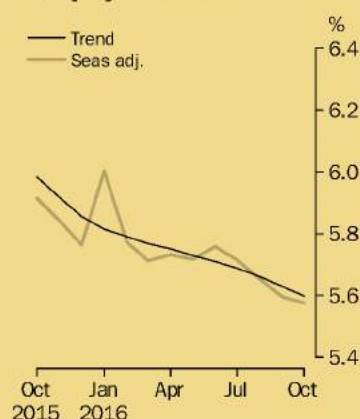
- Employment increased 9,800 to 11,938,900. Full-time employment increased 41,500 to 8,126,900 and part-time employment decreased 31,700 to 3,812,000.
- Unemployment decreased 2,000 to 705,100. The number of unemployed persons looking for full-time work increased 700 to 494,300 and the number of unemployed persons only looking for part-time work decreased 2,700 to 210,800.
- Unemployment rate remained steady at 5.6%.
- Participation rate remained steady at 64.4%.
- Monthly hours worked in all jobs increased 14.3 million hours to 1674.8 million hours.



### Employed Persons



### Unemployment Rate



## INQUIRIES

For further information about these and related statistics, email [client.services@abs.gov.au](mailto:client.services@abs.gov.au) or contact the National Information and Referral Service on 1300 135 070.



# LABOUR FORCE

AUSTRALIA

EMBARGO: 11.30AM (CANBERRA TIME) THURS 15 DEC 2016

## KEY FIGURES

	Oct 2016	Nov 2016	Oct 16 to Nov 16	Nov 15 to Nov 16
<b>Trend</b>				
Employed persons ('000)	11 946.2	11 949.3	3.1	0.7 %
Unemployed persons ('000)	714.6	714.0	-0.7	-4.2 %
Unemployment rate (%)	5.6	5.6	0.0 pts	-0.3 pts
Participation rate (%)	64.5	64.5	0.0 pts	-0.6 pts
<b>Seasonally Adjusted</b>				
Employed persons ('000)	11 934.1	11 973.2	39.1	0.7 %
Unemployed persons ('000)	708.2	725.2	17.0	-1.1 %
Unemployment rate (%)	5.6	5.7	0.1 pts	-0.1 pts
Participation rate (%)	64.4	64.6	0.2 pts	-0.6 pts

## KEY POINTS

### TREND ESTIMATES (MONTHLY CHANGE)

- Employment increased 3,100 to 11,949,300.
- Unemployment decreased 700 to 714,000.
- Unemployment rate remained steady at 5.6%.
- Participation rate remained steady at 64.5%.
- Monthly hours worked in all jobs increased 0.8 million hours to 1665.4 million hours.

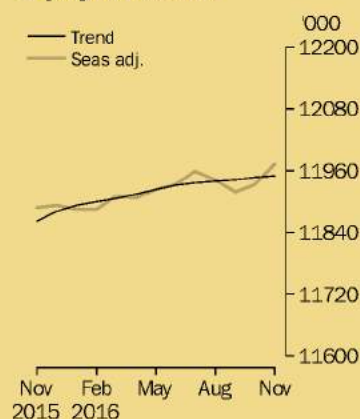
### SEASONALLY ADJUSTED ESTIMATES (MONTHLY CHANGE)

- Employment increased 39,100 to 11,973,200. Full-time employment increased 39,300 to 8,166,200 and part-time employment decreased 200 to 3,807,000.
- Unemployment increased 17,000 to 725,200. The number of unemployed persons looking for full-time work increased 15,100 to 512,100 and the number of unemployed persons only looking for part-time work decreased 1,900 to 213,100.
- Unemployment rate increased 0.1 pts to 5.7%.
- Participation rate increased 0.2 pts to 64.6%.
- Monthly hours worked in all jobs decreased 10.4 million hours to 1663.3 million hours.

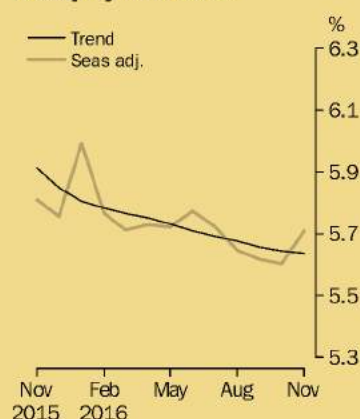
### LABOUR UNDERUTILISATION (QUARTERLY CHANGE)

- Trend estimates: the labour force underutilisation rate remained steady at 14.2%.
- Seasonally adjusted estimates: the labour force underutilisation rate decreased 0.2 pts to 14.1%. The male labour force underutilisation rate decreased 0.3 pts to 12.3%. The female labour force underutilisation rate remained steady at 16.2%.

### Employed Persons



### Unemployment Rate



## INQUIRIES

For further information about these and related statistics, email [client.services@abs.gov.au](mailto:client.services@abs.gov.au) or contact the National Information and Referral Service on 1300 135 070.

# LABOUR FORCE

AUSTRALIA

EMBARGO: 11.30AM (CANBERRA TIME) THURS 19 JAN 2017

## KEY FIGURES

	Nov 2016	Dec 2016	Nov 16 to Dec 16	Dec 15 to Dec 16
<b>Trend</b>				
Employed persons ('000)	11 958.6	11 966.8	8.2	0.7 %
Unemployed persons ('000)	722.5	725.7	3.2	-1.6 %
Unemployment rate (%)	5.7	5.7	0.0 pts	-0.1 pts
Participation rate (%)	64.6	64.6	0.0 pts	-0.5 pts
<b>Seasonally Adjusted</b>				
Employed persons ('000)	11 972.5	11 985.9	13.5	0.8 %
Unemployed persons ('000)	726.4	741.1	14.7	2.3 %
Unemployment rate (%)	5.7	5.8	0.1 pts	0.1 pts
Participation rate (%)	64.6	64.7	0.1 pts	-0.4 pts

## KEY POINTS

### TREND ESTIMATES (MONTHLY CHANGE)

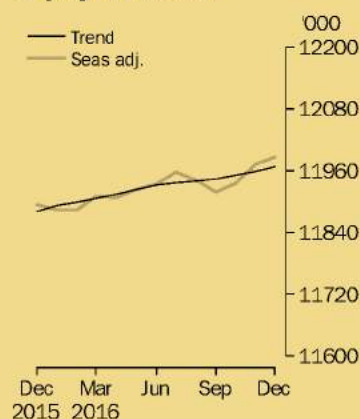
- Employment increased 8,200 to 11,966,800.
- Unemployment increased 3,200 to 725,700.
- Unemployment rate remained steady at 5.7%.
- Participation rate remained steady at 64.6%.
- Monthly hours worked in all jobs increased 2.3 million hours to 1,669.1 million hours.

### SEASONALLY ADJUSTED ESTIMATES (MONTHLY CHANGE)

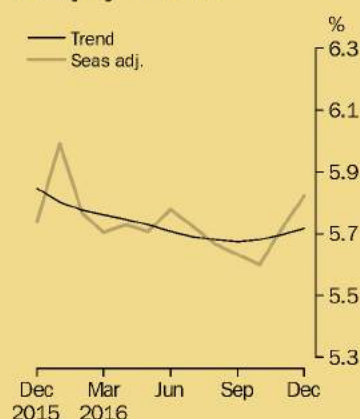
- Employment increased 13,500 to 11,985,900. Full-time employment increased 9,300 to 8,176,500 and part-time employment increased 4,200 to 3,809,500.
- Unemployment increased 14,700 to 741,100. The number of unemployed persons looking for full-time work increased 15,000 to 528,900 and the number of unemployed persons only looking for part-time work decreased 300 to 212,200.
- Unemployment rate increased 0.1 pts to 5.8%.
- Participation rate increased 0.1 pts to 64.7%.
- Monthly hours worked in all jobs increased 6.9 million hours to 1,670.4 million hours.



### Employed Persons



### Unemployment Rate



## INQUIRIES

For further information about these and related statistics, email [client.services@abs.gov.au](mailto:client.services@abs.gov.au) or contact the National Information and Referral Service on 1300 135 070.



# LABOUR FORCE

AUSTRALIA

EMBARGO: 11.30AM (CANBERRA TIME) THURS 16 FEB 2017

## KEY FIGURES

	Dec 2016	Jan 2017	Dec 16 to Jan 17	Jan 16 to Jan 17
<b>Trend</b>				
Employed persons ('000)	11 972.6	11 984.3	11.7	0.8 %
Unemployed persons ('000)	723.4	726.1	2.8	-0.9 %
Unemployment rate (%)	5.7	5.7	0.0 pts	-0.1 pts
Participation rate (%)	64.6	64.6	0.0 pts	-0.5 pts
<b>Seasonally Adjusted</b>				
Employed persons ('000)	11 984.7	11 998.2	13.5	0.9 %
Unemployed persons ('000)	739.6	720.2	-19.3	-5.0 %
Unemployment rate (%)	5.8	5.7	-0.1 pts	-0.3 pts
Participation rate (%)	64.7	64.6	-0.1 pts	-0.6 pts

## KEY POINTS

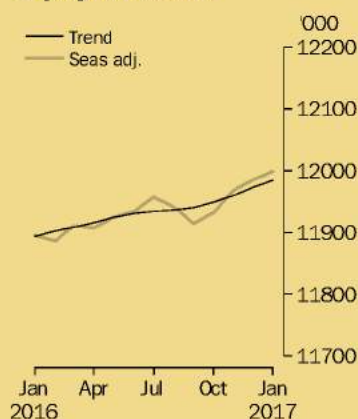
### TREND ESTIMATES (MONTHLY CHANGE)

- Employment increased 11,700 to 11,984,300.
- Unemployment increased 2,800 to 726,100.
- Unemployment rate remained steady at 5.7%.
- Participation rate remained steady at 64.6%.
- Monthly hours worked in all jobs increased 3.6 million hours to 1,676.0 million hours.

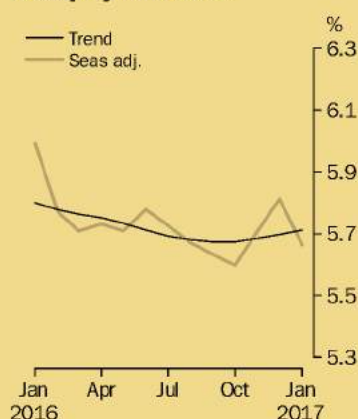
### SEASONALLY ADJUSTED ESTIMATES (MONTHLY CHANGE)

- Employment increased 13,500 to 11,998,200. Full-time employment decreased 44,800 to 8,125,700 and part-time employment increased 58,300 to 3,872,500.
- Unemployment decreased 19,300 to 720,200. The number of unemployed persons looking for full-time work decreased 16,000 to 511,000 and the number of unemployed persons only looking for part-time work decreased 3,300 to 209,200.
- Unemployment rate decreased 0.1 pts to 5.7%.
- Participation rate decreased 0.1 pts to 64.6%.
- Monthly hours worked in all jobs increased 10.2 million hours to 1,682.7 million hours.

### Employed Persons



### Unemployment Rate



## INQUIRIES

For further information about these and related statistics, email [client.services@abs.gov.au](mailto:client.services@abs.gov.au) or contact the National Information and Referral Service on 1300 135 070.

# LABOUR FORCE

AUSTRALIA

EMBARGO: 11.30AM (CANBERRA TIME) THURS 16 MAR 2017

## KEY FIGURES

	Jan 2017	Feb 2017	Jan 17 to Feb 17	Feb 16 to Feb 17
<b>Trend</b>				
Employed persons ('000)	11 993.4	12 005.0	11.6	0.8 %
Unemployed persons ('000)	733.8	738.9	5.2	1.5 %
Unemployment rate (%)	5.8	5.8	0.0 pts	0.0 pts
Participation rate (%)	64.6	64.6	0.0 pts	-0.4 pts
<b>Seasonally Adjusted</b>				
Employed persons ('000)	12 005.3	11 998.8	-6.4	0.9 %
Unemployed persons ('000)	722.2	748.1	26.0	3.7 %
Unemployment rate (%)	5.7	5.9	0.2 pts	0.2 pts
Participation rate (%)	64.6	64.6	0.0 pts	-0.3 pts

## KEY POINTS

### TREND ESTIMATES (MONTHLY CHANGE)

- Employment increased 11,600 to 12,005,000.
- Unemployment increased 5,200 to 738,900.
- Unemployment rate remained steady at 5.8% following a revised January 2017 estimate.
- Participation rate remained steady at 64.6%.
- Monthly hours worked in all jobs increased 1.2 million hours to 1,671.5 million hours.

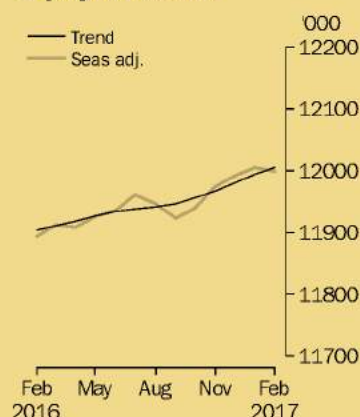
### SEASONALLY ADJUSTED ESTIMATES (MONTHLY CHANGE)

- Employment decreased 6,400 to 11,998,800. Full-time employment increased 27,100 to 8,158,900 and part-time employment decreased 33,500 to 3,840,000.
- Unemployment increased 26,000 to 748,100. The number of unemployed persons looking for full-time work increased 10,800 to 523,800 and the number of unemployed persons only looking for part-time work increased 15,100 to 224,300.
- Unemployment rate increased 0.2 pts to 5.9%.
- Participation rate remained steady at 64.6%.
- Monthly hours worked in all jobs decreased 20.5 million hours to 1,661.9 million hours.

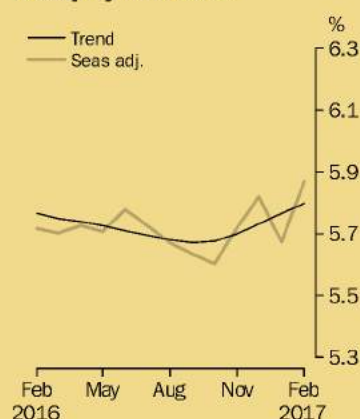
### LABOUR UNDERUTILISATION (QUARTERLY CHANGE)

- Trend estimates: the labour force underutilisation rate increased 0.1 pts to 14.4%
- Seasonally adjusted estimates: the labour force underutilisation rate increased 0.4 pts to 14.6%. The male labour force underutilisation rate increased 0.3 pts to 12.6%. The female labour force underutilisation rate increased 0.6 pts to 16.8%.

### Employed Persons



### Unemployment Rate



## INQUIRIES

For further information about these and related statistics, email [client.services@abs.gov.au](mailto:client.services@abs.gov.au) or contact the National Information and Referral Service on 1300 135 070.



# LABOUR FORCE

AUSTRALIA

EMBARGO: 11.30AM (CANBERRA TIME) THURS 13 APR 2017

## KEY FIGURES

	Feb 2017	Mar 2017	Feb 17 to Mar 17	Mar 16 to Mar 17
<b>Trend</b>				
Employed persons ('000)	12 016.9	12 033.4	16.5	1.0 %
Unemployed persons ('000)	743.7	749.5	5.8	3.4 %
Unemployment rate (%)	5.8	5.9	0.0 pts	0.1 pts
Participation rate (%)	64.6	64.7	0.0 pts	-0.2 pts
<b>Seasonally Adjusted</b>				
Employed persons ('000)	11 998.6	12 059.6	60.9	1.2 %
Unemployed persons ('000)	749.1	753.1	4.0	5.1 %
Unemployment rate (%)	5.9	5.9	0.0 pts	0.2 pts
Participation rate (%)	64.6	64.8	0.2 pts	-0.1 pts

## KEY POINTS

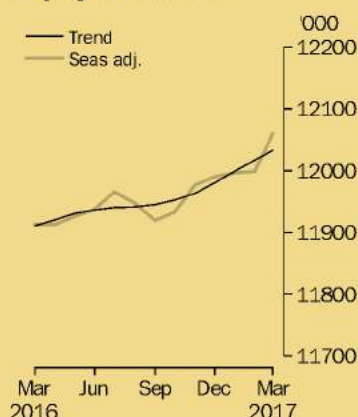
### TREND ESTIMATES (MONTHLY CHANGE)

- Employment increased 16,500 to 12,033,400.
- Unemployment increased 5,800 to 749,500.
- Unemployment rate increased by less than 0.1 pts to 5.9%.
- Participation rate increased by less than 0.1 pts to 64.7%.
- Monthly hours worked in all jobs decreased 0.4 million hours to 1,668.5 million hours.

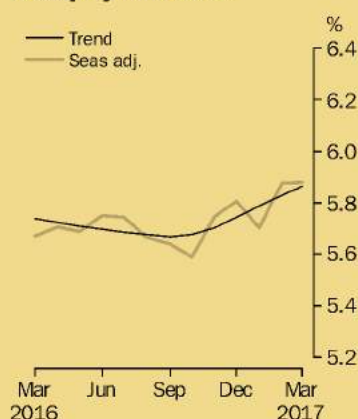
### SEASONALLY ADJUSTED ESTIMATES (MONTHLY CHANGE)

- Employment increased 60,900 to 12,059,600. Full-time employment increased 74,500 to 8,238,600 and part-time employment decreased 13,600 to 3,821,000.
- Unemployment increased 4,000 to 753,100. The number of unemployed persons looking for full-time work increased 2,900 to 528,600 and the number of unemployed persons only looking for part-time work increased 1,100 to 224,500.
- Unemployment rate remained steady at 5.9%.
- Participation rate increased by 0.2 pts to 64.8%.
- Monthly hours worked in all jobs increased 3.2 million hours to 1,664.2 million hours.

### Employed Persons



### Unemployment Rate



## INQUIRIES

For further information about these and related statistics, email [client.services@abs.gov.au](mailto:client.services@abs.gov.au) or contact the National Information and Referral Service on 1300 135 070.

# LABOUR FORCE

AUSTRALIA

EMBARGO: 11.30AM (CANBERRA TIME) THURS 18 MAY 2017

## KEY FIGURES

	Mar 2017	Apr 2017	Mar 17 to Apr 17	Apr 16 to Apr 17
<b>Trend</b>				
Employed persons ('000)	12 051.4	12 071.3	19.9	1.3 %
Unemployed persons ('000)	742.8	744.4	1.7	2.8 %
Unemployment rate (%)	5.8	5.8	0.0 pts	0.1 pts
Participation rate (%)	64.7	64.8	0.0 pts	-0.1 pts
<b>Seasonally Adjusted</b>				
Employed persons ('000)	12 061.9	12 099.3	37.4	1.6 %
Unemployed persons ('000)	751.4	732.3	-19.1	1.3 %
Unemployment rate (%)	5.9	5.7	-0.2 pts	0.0 pts
Participation rate (%)	64.8	64.8	0.0 pts	0.0 pts

## KEY POINTS

### TREND ESTIMATES (MONTHLY CHANGE)

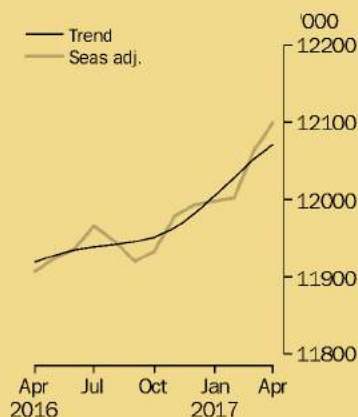
- Employment increased 19,900 to 12,071,300.
- Unemployment increased 1,700 to 744,400.
- Unemployment rate remained steady at 5.8%.
- Participation rate increased by less than 0.1 pts to 64.8%.
- Monthly hours worked in all jobs decreased 2.0 million hours (0.12%) to 1,663.6 million hours.

### SEASONALLY ADJUSTED ESTIMATES (MONTHLY CHANGE)

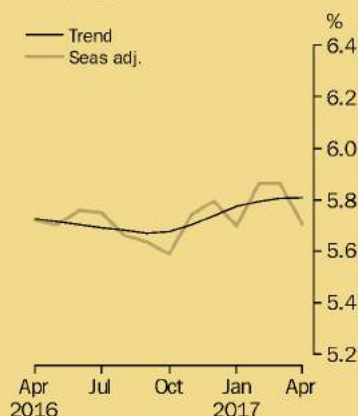
- Employment increased 37,400 to 12,099,300. Full-time employment decreased 11,600 to 8,227,400 and part-time employment increased 49,000 to 3,871,900.
- Unemployment decreased 19,100 to 732,300. The number of unemployed persons looking for full-time work decreased 12,300 to 514,200 and the number of unemployed persons only looking for part-time work decreased 6,800 to 218,000.
- Unemployment rate decreased by 0.2 pts to 5.7%.
- Participation rate remained steady at 64.8%.
- Monthly hours worked in all jobs decreased 4.3 million hours (0.26%) to 1,659.5 million hours.



### Employed Persons



### Unemployment Rate



## INQUIRIES

For further information about these and related statistics, email [client.services@abs.gov.au](mailto:client.services@abs.gov.au) or contact the National Information and Referral Service on 1300 135 070.



# LABOUR FORCE

AUSTRALIA

EMBARGO: 11.30AM (CANBERRA TIME) THURS 15 JUN 2017

## KEY FIGURES

	Apr 2017	May 2017	Apr 17 to May 17	May 16 to May 17
<b>Trend</b>				
Employed persons ('000)	12 097.0	12 122.1	25.2	1.6 %
Unemployed persons ('000)	734.0	729.2	-4.8	0.8 %
Unemployment rate (%)	5.7	5.7	0.0 pts	0.0 pts
Participation rate (%)	64.8	64.8	0.0 pts	0.0 pts
<b>Seasonally Adjusted</b>				
Employed persons ('000)	12 110.7	12 152.6	42.0	2.0 %
Unemployed persons ('000)	730.5	711.9	-18.6	-1.5 %
Unemployment rate (%)	5.7	5.5	-0.2 pts	-0.2 pts
Participation rate (%)	64.8	64.9	0.0 pts	0.1 pts

## KEY POINTS

### TREND ESTIMATES (MONTHLY CHANGE)

- Employment increased 25,200 to 12,122,100.
- Unemployment decreased 4,800 to 729,200.
- Unemployment rate remained steady at 5.7%.
- Participation rate remained steady at 64.8%.
- Monthly hours worked in all jobs increased 2.9 million hours (0.18%) to 1,677.7 million hours.

### SEASONALLY ADJUSTED ESTIMATES (MONTHLY CHANGE)

- Employment increased 42,000 to 12,152,600. Full-time employment increased 52,100 to 8,287,400 and part-time employment decreased 10,100 to 3,865,200.
- Unemployment decreased 18,600 to 711,900. The number of unemployed persons looking for full-time work decreased 23,000 to 489,300 and the number of unemployed persons only looking for part-time work increased 4,400 to 222,700.
- Unemployment rate decreased by 0.2 pts to 5.5%.
- Participation rate increased by less than 0.1 pts to 64.9%.
- Monthly hours worked in all jobs increased 31.1 million hours (1.87%) to 1,695.3 million hours.

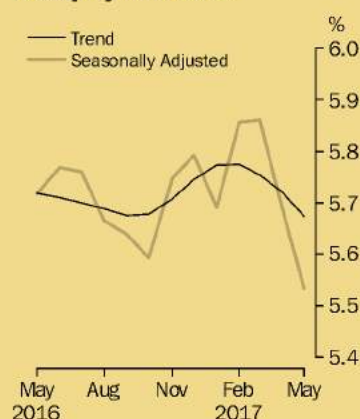
### LABOUR UNDERUTILISATION (QUARTERLY CHANGE)

- Trend estimates: the labour force underemployment rate increased 0.1 pts to 8.8%. The underutilisation rate remained steady at 14.5%.
- Seasonally adjusted estimates: the labour force underemployment rate decreased 0.1 pts to 8.8%. The underutilisation rate decreased 0.4 pts to 14.4%.

### Employed Persons



### Unemployment Rate



## INQUIRIES

For further information about these and related statistics, email [client.services@abs.gov.au](mailto:client.services@abs.gov.au) or contact the National Information and Referral Service on 1300 135 070.

# LABOUR FORCE

AUSTRALIA

EMBARGO: 11.30AM (CANBERRA TIME) THURS 20 JUL 2017

## KEY FIGURES

	May 2017	Jun 2017	May 17 to Jun 17	Jun 16 to Jun 17
<b>Trend</b>				
Employed persons ('000)	12 133.6	12 160.1	26.4	1.9 %
Unemployed persons ('000)	730.5	726.8	-3.7	0.6 %
Unemployment rate (%)	5.7	5.6	0.0 pts	-0.1 pts
Participation rate (%)	64.9	64.9	0.1 pts	0.2 pts
<b>Seasonally Adjusted</b>				
Employed persons ('000)	12 152.8	12 166.9	14.0	2.0 %
Unemployed persons ('000)	715.0	728.1	13.1	0.2 %
Unemployment rate (%)	5.6	5.6	0.1 pts	-0.1 pts
Participation rate (%)	64.9	65.0	0.1 pts	0.2 pts

## KEY POINTS

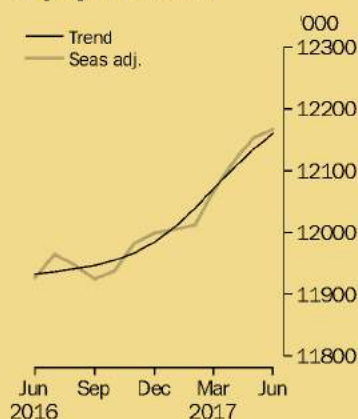
### TREND ESTIMATES (MONTHLY CHANGE)

- Employment increased 26,400 to 12,160,100.
- Unemployment decreased 3,700 to 726,800.
- Unemployment rate decreased less than 0.1 pts to 5.6%.
- Participation rate remained steady at 64.9%.
- Monthly hours worked in all jobs increased 6.2 million hours (0.4%) to 1,691.5 million hours.

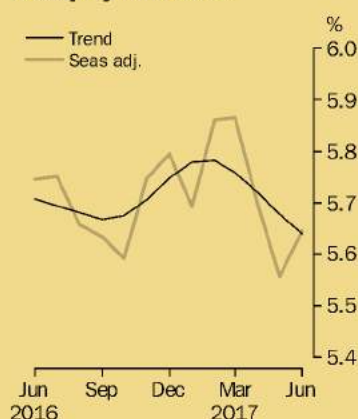
### SEASONALLY ADJUSTED ESTIMATES (MONTHLY CHANGE)

- Employment increased 14,000 to 12,166,900. Full-time employment increased 62,000 to 8,356,000 and part-time employment decreased 48,000 to 3,810,800.
- Unemployment increased 13,100 to 728,100. The number of unemployed persons looking for full-time work increased 9,200 to 500,600 and the number of unemployed persons only looking for part-time work increased 3,900 to 227,500.
- Unemployment rate remained steady at 5.6%, following a revised May 2017 estimate.
- Participation rate increased by 0.1 pts to 65%.
- Monthly hours worked in all jobs increased 8.9 million hours (0.5%) to 1,703.5 million hours.

### Employed Persons



### Unemployment Rate



## INQUIRIES

For further information about these and related statistics, email [client.services@abs.gov.au](mailto:client.services@abs.gov.au) or contact the National Information and Referral Service on 1300 135 070.



# LABOUR FORCE

AUSTRALIA

EMBARGO: 11.30AM (CANBERRA TIME) THURS 17 AUG 2017

## KEY FIGURES

	Jun 2017	Jul 2017	Jun 17 to Jul 17	Jul 16 to Jul 17
<b>Trend</b>				
Employed persons ('000)	12 170.9	12 196.9	26.0	2.2 %
Unemployed persons ('000)	727.8	726.0	-1.8	0.7 %
Unemployment rate (%)	5.6	5.6	0.0 pts	-0.1 pts
Participation rate (%)	65.0	65.0	0.1 pts	0.3 pts
<b>Seasonally Adjusted</b>				
Employed persons ('000)	12 173.5	12 201.4	27.9	2.0 %
Unemployed persons ('000)	729.5	730.6	1.1	0.1 %
Unemployment rate (%)	5.7	5.6	0.0 pts	-0.1 pts
Participation rate (%)	65.0	65.1	0.1 pts	0.2 pts

## KEY POINTS

### TREND ESTIMATES (MONTHLY CHANGE)

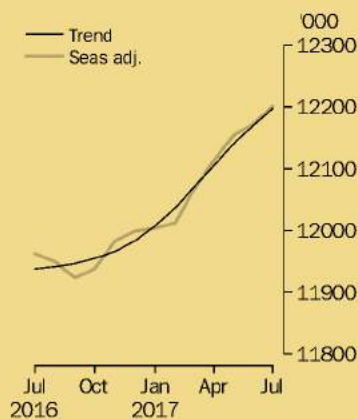
- Employment increased 26,000 to 12,196,900.
- Unemployment decreased 1,800 to 726,000.
- Unemployment rate remained steady at 5.6%.
- Participation rate increased by less than 0.1 pts, but remained at 65.0% in rounded terms.
- Monthly hours worked in all jobs increased 5.2 million hours (0.3%) to 1,696.4 million hours.

### SEASONALLY ADJUSTED ESTIMATES (MONTHLY CHANGE)

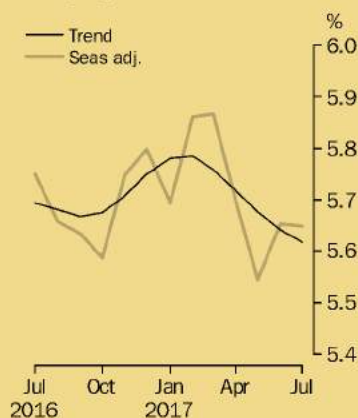
- Employment increased 27,900 to 12,201,400. Full-time employment decreased 20,300 to 8,342,300 and part-time employment increased 48,200 to 3,859,100.
- Unemployment increased 1,100 to 730,600. The number of unemployed persons looking for full-time work decreased 3,800 to 496,400 and the number of unemployed persons only looking for part-time work increased 4,900 to 234,200.
- Unemployment rate decreased by less than 0.1 pts to 5.6%
- Participation rate increased by 0.1 pts to 65.1%.
- Monthly hours worked in all jobs decreased 14.4 million hours (0.8%) to 1,690.4 million hours.



### Employed Persons



### Unemployment Rate



## INQUIRIES

For further information about these and related statistics, email [client.services@abs.gov.au](mailto:client.services@abs.gov.au) or contact the National Information and Referral Service on 1300 135 070.

# LABOUR FORCE

AUSTRALIA

EMBARGO: 11.30AM (CANBERRA TIME) THURS 14 SEP 2017

## KEY FIGURES

	Jul 2017	Aug 2017	Jul 17 to Aug 17	Aug 16 to Aug 17
<b>Trend</b>				
Employed persons ('000)	12 222.4	12 249.5	27.1	2.6 %
Unemployed persons ('000)	725.3	723.2	-2.2	0.5 %
Unemployment rate (%)	5.6	5.6	0.0 pts	-0.1 pts
Participation rate (%)	65.1	65.2	0.1 pts	0.5 pts
<b>Seasonally Adjusted</b>				
Employed persons ('000)	12 214.7	12 269.0	54.2	2.7 %
Unemployed persons ('000)	728.5	727.5	-1.1	1.1 %
Unemployment rate (%)	5.6	5.6	0.0 pts	-0.1 pts
Participation rate (%)	65.1	65.3	0.2 pts	0.6 pts

## KEY POINTS

### TREND ESTIMATES (MONTHLY CHANGE)

- Employment increased 27,100 to 12,249,500.
- Unemployment decreased 2,200 to 723,200.
- Unemployment rate remained steady at 5.6%.
- Participation rate increased by 0.1 pts to 65.2%.
- Monthly hours worked in all jobs increased 3.9 million hours (0.2%) to 1,708.6 million hours.

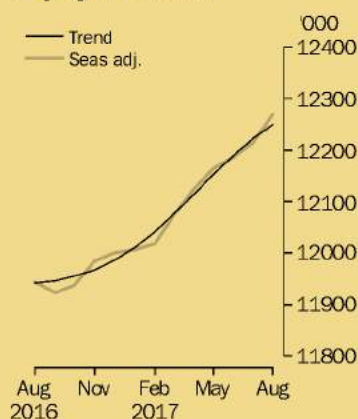
### SEASONALLY ADJUSTED ESTIMATES (MONTHLY CHANGE)

- Employment increased 54,200 to 12,269,000. Full-time employment increased 40,100 to 8,392,300 and part-time employment increased 14,100 to 3,876,700.
- Unemployment decreased 1,100 to 727,500. The number of unemployed persons looking for full-time work increased 6,400 to 501,600 and the number of unemployed persons only looking for part-time work decreased 7,500 to 225,900.
- Unemployment rate remained steady at 5.6%.
- Participation rate increased by 0.2 pts to 65.3%.
- Monthly hours worked in all jobs increased 6.1 million hours (0.4%) to 1,705.4 million hours.

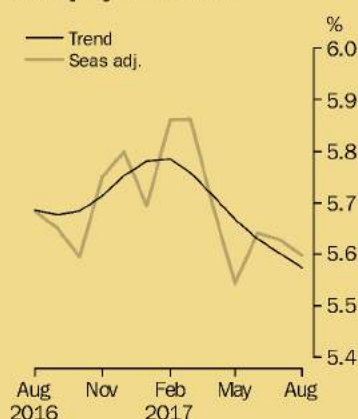
### LABOUR UNDERUTILISATION (QUARTERLY CHANGE)

- Trend estimates: the labour force underemployment rate remained steady at 8.7%. The underutilisation rate decreased by 0.1 pts to 14.2%.
- Seasonally adjusted estimates: the labour force underemployment rate decreased 0.2 pts to 8.6%. The underutilisation rate decreased by 0.2 pts to 14.1%.

### Employed Persons



### Unemployment Rate



## INQUIRIES

For further information about these and related statistics, email [client.services@abs.gov.au](mailto:client.services@abs.gov.au) or contact the National Information and Referral Service on 1300 135 070.



# LABOUR FORCE

AUSTRALIA

EMBARGO: 11.30AM (CANBERRA TIME) THURS 19 OCT 2017

## KEY FIGURES

	Aug 2017	Sep 2017	Aug 17 to Sep 17	Sep 16 to Sep 17
<b>Trend</b>				
Employed persons ('000)	12 257.5	12 281.2	23.8	2.8 %
Unemployed persons ('000)	718.8	716.6	-2.2	-0.3 %
Unemployment rate (%)	5.5	5.5	0.0 pts	-0.2 pts
Participation rate (%)	65.2	65.2	0.1 pts	0.6 pts
<b>Seasonally Adjusted</b>				
Employed persons ('000)	12 270.4	12 290.2	19.8	3.1 %
Unemployed persons ('000)	723.3	711.5	-11.8	-0.7 %
Unemployment rate (%)	5.6	5.5	-0.1 pts	-0.2 pts
Participation rate (%)	65.2	65.2	0.0 pts	0.8 pts

## KEY POINTS

### TREND ESTIMATES (MONTHLY CHANGE)

- Employment increased 23,800 to 12,281,200.
- Unemployment decreased 2,200 to 716,600.
- Unemployment rate remained steady at 5.5%, following a revised August 2017 estimate.
- Participation rate increased by less than 0.1 pts, but remained at 65.2% in rounded terms.
- Monthly hours worked in all jobs increased 3.1 million hours (0.2%) to 1,714.5 million hours.

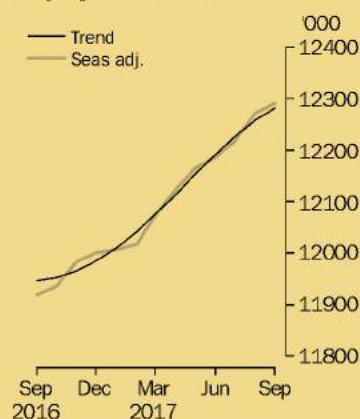
### SEASONALLY ADJUSTED ESTIMATES (MONTHLY CHANGE)

- Employment increased 19,800 to 12,290,200. Full-time employment increased 6,100 to 8,398,200 and part-time employment increased 13,700 to 3,892,000.
- Unemployment decreased 11,800 to 711,500. The number of unemployed persons looking for full-time work decreased 10,600 to 487,100 and the number of unemployed persons only looking for part-time work decreased 1,200 to 224,400.
- Unemployment rate decreased 0.1 pts to 5.5%.
- Participation remained steady at 65.2%.
- Monthly hours worked in all jobs increased 11.2 million hours (0.7%) to 1,718.2 million hours.

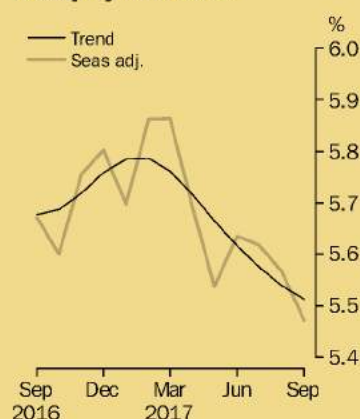


**Australian  
Bureau of  
Statistics**

### Employed Persons



### Unemployment Rate



## INQUIRIES

For further information about these and related statistics, email [client.services@abs.gov.au](mailto:client.services@abs.gov.au) or contact the National Information and Referral Service on 1300 135 070.

# LABOUR FORCE

AUSTRALIA

EMBARGO: 11.30AM (CANBERRA TIME) THURS 16 NOV 2017

## KEY FIGURES

	Sep 2017	Oct 2017	Sep 17 to Oct 17	Oct 16 to Oct 17
<b>Trend</b>				
Employed persons ('000)	12 281.2	12 301.2	20.0	2.9 %
Unemployed persons ('000)	712.3	709.4	-3.0	-1.6 %
Unemployment rate (%)	5.5	5.5	0.0 pts	-0.2 pts
Participation rate (%)	65.2	65.2	0.0 pts	0.7 pts
<b>Seasonally Adjusted</b>				
Employed persons ('000)	12 293.4	12 297.1	3.7	3.0 %
Unemployed persons ('000)	709.6	701.5	-8.1	-1.2 %
Unemployment rate (%)	5.5	5.4	-0.1 pts	-0.2 pts
Participation rate (%)	65.2	65.1	-0.1 pts	0.7 pts

## KEY POINTS

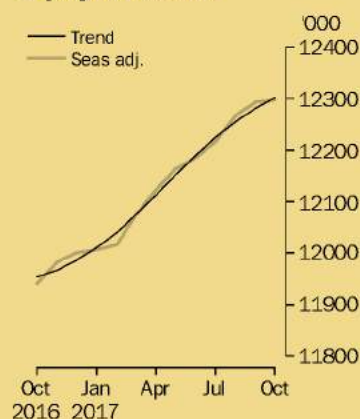
### TREND ESTIMATES (MONTHLY CHANGE)

- Employment increased 20,000 to 12,301,200.
- Unemployment decreased 3,000 to 709,400.
- Unemployment rate remained steady at 5.5%.
- Participation rate remained steady at 65.2%.
- Monthly hours worked in all jobs increased 3.5 million hours (0.2%) to 1,720.3 million hours.

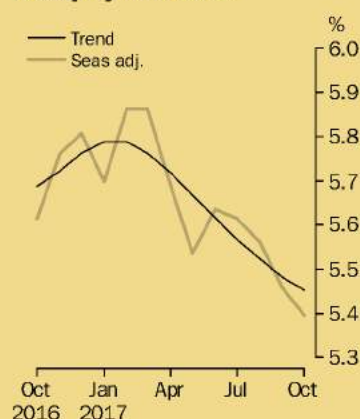
### SEASONALLY ADJUSTED ESTIMATES (MONTHLY CHANGE)

- Employment increased 3,700 to 12,297,100. Full-time employment increased 24,300 to 8,425,400 and part-time employment decreased 20,700 to 3,871,700.
- Unemployment decreased 8,100 to 701,500. The number of unemployed persons looking for full-time work remained steady at 485,900 and the number of unemployed persons only looking for part-time work decreased 8,100 to 215,600.
- Unemployment rate decreased 0.1 pts to 5.4%.
- Participation rate decreased 0.1 pts to 65.1%.
- Monthly hours worked in all jobs increased 4.6 million hours (0.3%) to 1,723.7 million hours.

### Employed Persons



### Unemployment Rate



## INQUIRIES

For further information about these and related statistics, email [client.services@abs.gov.au](mailto:client.services@abs.gov.au) or contact the National Information and Referral Service on 1300 135 070.





# Australian Bureau of Statistics

## LABOUR FORCE

AUSTRALIA

EMBARGO: 11.30AM (CANBERRA TIME) THURS 14 DEC 2017

### KEY FIGURES

	Oct 2017	Nov 2017	Oct 17 to Nov 17	Nov 16 to Nov 17
<b>Trend</b>				
Employed persons ('000)	12 357.9	12 380.1	22.2	3.1 %
Unemployed persons ('000)	710.2	707.3	-2.9	-2.7 %
Unemployment rate (%)	5.4	5.4	0.0 pts	-0.3 pts
Participation rate (%)	65.3	65.4	0.0 pts	0.7 pts
<b>Seasonally Adjusted</b>				
Employed persons ('000)	12 341.3	12 403.0	61.6	3.2 %
Unemployed persons ('000)	703.6	707.7	4.1	-3.3 %
Unemployment rate (%)	5.4	5.4	0.0 pts	-0.3 pts
Participation rate (%)	65.2	65.5	0.3 pts	0.7 pts

### KEY POINTS

#### TREND ESTIMATES (MONTHLY CHANGE)

- Employment increased 22,200 to 12,380,100.
- Unemployment decreased 2,900 to 707,300.
- Unemployment rate remained steady at 5.4%.
- Participation rate increased less than 0.1 pts to 65.4%.
- Monthly hours worked in all jobs increased 3.8 million hours (0.2%) to 1,734.4 million hours.

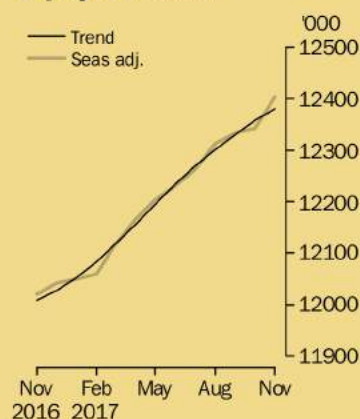
#### SEASONALLY ADJUSTED ESTIMATES (MONTHLY CHANGE)

- Employment increased 61,600 to 12,403,000. Full-time employment increased 41,900 to 8,501,900 and part-time employment increased 19,700 to 3,901,100.
- Unemployment increased 4,100 to 707,700. The number of unemployed persons looking for full-time work increased 2,500 to 489,900 and the number of unemployed persons only looking for part-time work increased 1,700 to 217,800.
- Unemployment rate remained steady at 5.4%.
- Participation rate increased 0.3 pts to 65.5%.
- Monthly hours worked in all jobs increased 9.8 million hours (0.6%) to 1,740.9 million hours.

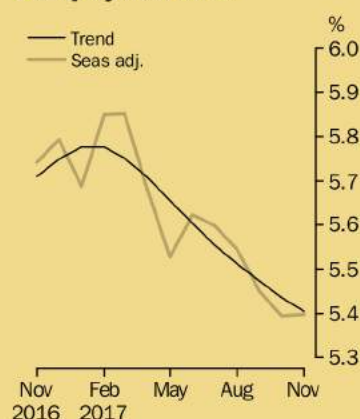
#### LABOUR UNDERUTILISATION (QUARTERLY CHANGE)

- Trend estimates: the labour force underemployment rate decreased by 0.2 pts to 8.4%. The underutilisation rate decreased by 0.3 pts to 13.8%.
- Seasonally adjusted estimates: the labour force underemployment rate decreased 0.2 pts to 8.3%. The underutilisation rate decreased by 0.3 pts to 13.7%.

#### Employed Persons



#### Unemployment Rate



### INQUIRIES

For further information about these and related statistics, email [client.services@abs.gov.au](mailto:client.services@abs.gov.au) or contact the National Information and Referral Service on 1300 135 070.

# LABOUR FORCE

AUSTRALIA

EMBARGO: 11.30AM (CANBERRA TIME) THURS 18 JAN 2018

## KEY FIGURES

	Nov 2017	Dec 2017	Nov 17 to Dec 17	Dec 16 to Dec 17
<b>Trend</b>				
Employed persons ('000)	12 394.8	12 419.8	25.0	3.3 %
Unemployed persons ('000)	714.9	715.0	0.1	-2.5 %
Unemployment rate (%)	5.5	5.4	0.0 pts	-0.3 pts
Participation rate (%)	65.5	65.5	0.1 pts	0.9 pts
<b>Seasonally Adjusted</b>				
Employed persons ('000)	12 406.1	12 440.8	34.7	3.3 %
Unemployed persons ('000)	710.1	730.6	20.5	-1.0 %
Unemployment rate (%)	5.4	5.5	0.1 pts	-0.2 pts
Participation rate (%)	65.5	65.7	0.2 pts	0.9 pts

## KEY POINTS

### TREND ESTIMATES (MONTHLY CHANGE)

- Employment increased 25,000 to 12,419,800.
- Unemployment increased 100 to 715,000.
- Unemployment rate decreased by less than 0.1 pts to 5.4%.
- Participation rate remained steady at 65.5%.
- Monthly hours worked in all jobs increased 4.0 million hours (0.2%) to 1,738.4 million hours.

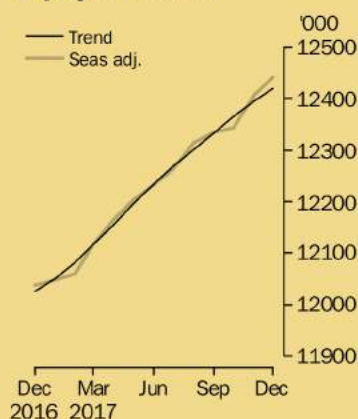
### SEASONALLY ADJUSTED ESTIMATES (MONTHLY CHANGE)

- Employment increased 34,700 to 12,440,800. Full-time employment increased 15,100 to 8,518,900 and part-time employment increased 19,500 to 3,921,800.
- Unemployment increased 20,500 to 730,600. The number of unemployed persons looking for full-time work increased 9,900 to 501,800 and the number of unemployed persons only looking for part-time work increased 10,600 to 228,800.
- Unemployment rate increased 0.1 pts to 5.5%.
- Participation rate increased by 0.2 pts to 65.7%.
- Monthly hours worked in all jobs decreased 4.2 million hours (0.2%) to 1,736.4 million hours.

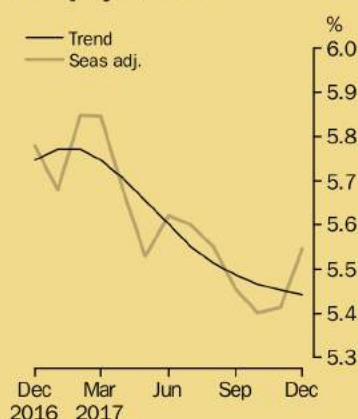


**Australian  
Bureau of  
Statistics**

### Employed Persons



### Unemployment Rate



## INQUIRIES

For further information about these and related statistics, email [client.services@abs.gov.au](mailto:client.services@abs.gov.au) or contact the National Information and Referral Service on 1300 135 070.





**Australian  
Bureau of  
Statistics**

JANUARY 2018

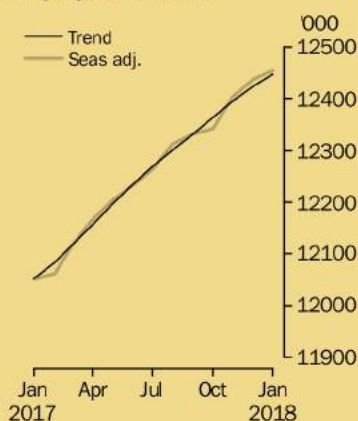
**6202.0**

# LABOUR FORCE

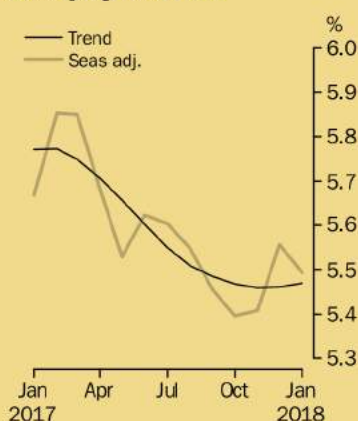
AUSTRALIA

EMBARGO: 11.30AM (CANBERRA TIME) THURS 15 FEB 2018

## Employed Persons



## Unemployment Rate



## INQUIRIES

For further information about these and related statistics, email [client.services@abs.gov.au](mailto:client.services@abs.gov.au) or contact the National Information and Referral Service on 1300 135 070.

[www.abs.gov.au](http://www.abs.gov.au)

## KEY FIGURES

	Dec 2017	Jan 2018	Dec 17 to Jan 18	Jan 17 to Jan 18
<b>Trend</b>				
Employed persons ('000)	12 423.6	12 446.6	23.0	3.3 %
Unemployed persons ('000)	717.6	720.2	2.6	-2.4 %
Unemployment rate (%)	5.5	5.5	0.0 pts	-0.3 pts
Participation rate (%)	65.5	65.6	0.1 pts	0.9 pts
<b>Seasonally Adjusted</b>				
Employed persons ('000)	12 437.5	12 453.5	16.0	3.3 %
Unemployed persons ('000)	731.7	723.8	-7.9	0.0 %
Unemployment rate (%)	5.6	5.5	-0.1 pts	-0.2 pts
Participation rate (%)	65.7	65.6	-0.1 pts	1.0 pts

## KEY POINTS

### TREND ESTIMATES (MONTHLY CHANGE)

- Employment increased 23,000 to 12,446,600.
- Unemployment increased 2,600 to 720,200.
- Unemployment rate remained steady at 5.5%.
- Participation rate increased by 0.1 pts to 65.6%.
- Monthly hours worked in all jobs decreased 1.2 million hours (0.1%) to 1,727.0 million hours.

### SEASONALLY ADJUSTED ESTIMATES (MONTHLY CHANGE)

- Employment increased 16,000 to 12,453,500. Full-time employment decreased 49,800 to 8,460,900 and part-time employment increased 65,900 to 3,992,600.
- Unemployment decreased 7,900 to 723,800. The number of unemployed persons looking for full-time work decreased 4,500 to 497,800 and the number of unemployed persons only looking for part-time work decreased 3,400 to 226,000.
- Unemployment rate decreased 0.1 pts to 5.5%
- Participation rate decreased by 0.1 pts to 65.6%.
- Monthly hours worked in all jobs decreased 24.1 million hours (1.4%) to 1,708.2 million hours.

