

LABOUR FORCE

**AUSTRALIA
PRELIMINARY**

EMBARGO: 11:30AM (CANBERRA TIME) THURS 10 FEB 2000

JANUARY KEY FIGURES

TREND

	Dec 1999	Jan 2000	monthly change
Employed persons ('000)	8 901.8	8 914.9	0.1 %
Unemployed persons ('000)	660.9	656.2	-0.7 %
Unemployment rate (%)	6.9	6.9	-0.1 pts
Participation rate (%)	63.3	63.3	0.0 pts

SEASONALLY ADJUSTED

	Dec 1999	Jan 2000	monthly change
Employed persons ('000)	8 928.4	8 900.9	-27.6
Unemployed persons ('000)	671.1	650.7	-20.5
Unemployment rate (%)	7.0	6.8	-0.2 pts
Participation rate (%)	63.6	63.2	-0.4 pts

JANUARY KEY POINTS

TREND ESTIMATES

EMPLOYMENT

- has risen strongly for a year, reaching 8,914,900.

UNEMPLOYMENT

- has been falling since July 1998 to 656,200.

UNEMPLOYMENT RATE

- declined slightly to 6.9%.

PARTICIPATION RATE

- remained steady at 63.3%.

SEASONALLY ADJUSTED ESTIMATES

EMPLOYMENT

- decreased by 27,600 to 8,900,900. Full-time employment fell by 39,700 and part-time employment rose by 12,100.

UNEMPLOYMENT

- decreased by 20,500 to 650,700. The number of persons looking for full-time work fell by 22,700 and persons looking for part-time work rose by 2,300.

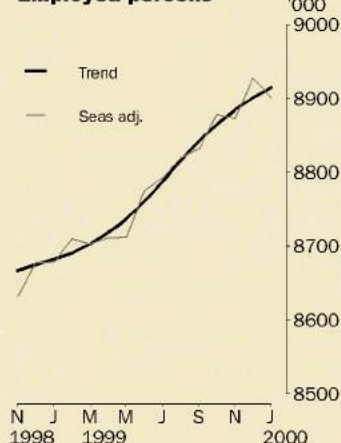
UNEMPLOYMENT RATE

- decreased by 0.2 percentage points to 6.8%. The male rate fell by 0.3 percentage points to 6.9% and the female rate fell by 0.1 percentage point to 6.6%.
- NSW 5.9% (6.3% last month); Vic 6.7% (6.9%); Qld 8.0% (8.3%); SA 7.7% (8.0%); WA 6.8% (6.1%); Tas 8.9% (8.8%).

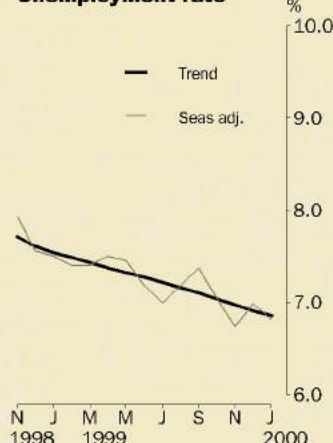
PARTICIPATION RATE

- decreased by 0.4 percentage points to 63.2%.

Employed persons



Unemployment rate



INQUIRIES

- For further information about these and related statistics, contact Michael Johnson on 02 6252 6525 or Client Services in any ABS office as shown on the back cover of this publication.

LABOUR FORCE

AUSTRALIA
PRELIMINARY

EMBARGO: 11:30AM (CANBERRA TIME) THURS 9 MAR 2000

FEBRUARY KEY FIGURES

TREND

	Jan 2000	Feb 2000	monthly change
Employed persons ('000)	8 922.2	8 938.3	0.2 %
Unemployed persons ('000)	655.2	649.2	-0.9 %
Unemployment rate (%)	6.8	6.8	-0.1 pts
Participation rate (%)	63.4	63.4	0.0 pts

SEASONALLY ADJUSTED

	Jan 2000	Feb 2000	monthly change
Employed persons ('000)	8 903.4	8 962.4	59.1
Unemployed persons ('000)	654.8	643.5	-11.2
Unemployment rate (%)	6.9	6.7	-0.2 pts
Participation rate (%)	63.2	63.5	0.2 pts

FEBRUARY KEY POINTS

TREND ESTIMATES

EMPLOYMENT

- has continued to rise steadily, reaching 8,938,300.

UNEMPLOYMENT

- has been falling since June 1998 to 649,200.

UNEMPLOYMENT RATE

- declined slightly to 6.8%

PARTICIPATION RATE

- remained steady at 63.4%.

SEASONALLY ADJUSTED ESTIMATES

EMPLOYMENT

- increased by 59,100 to 8,962,400. Full-time employment rose by 34,000 to 6,605,000 and part-time employment rose by 25,100 to 2,357,400.

UNEMPLOYMENT

- decreased by 11,200 to 643,500. The number of persons looking for full-time work fell by 17,500 to 475,000 and persons looking for part-time work rose by 6,300 to 168,500.

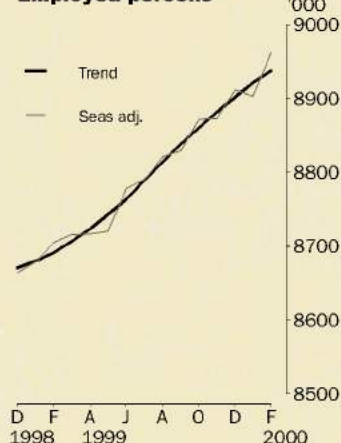
UNEMPLOYMENT RATE

- decreased by 0.2 percentage points to 6.7%. The male rate fell by 0.4 percentage points to 6.6% and the female rate rose by 0.1 percentage point to 6.8%.
- NSW 5.8% (6.0% last month); Vic 6.6% (6.8%); Qld 7.7% (8.1%); SA 8.7% (7.7%); WA 6.3% (6.8%); Tas 8.6% (9.0%).

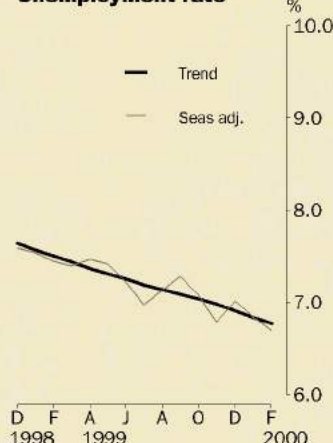
PARTICIPATION RATE

- increased by 0.2 percentage points to 63.5%.

Employed persons



Unemployment rate



INQUIRIES

- For further information about these and related statistics, contact Michael Johnson on 02 6252 6525 or Client Services in any ABS office as shown on the back cover of this publication.

LABOUR FORCE

**AUSTRALIA
PRELIMINARY**

EMBARGO: 11:30AM (CANBERRA TIME) THURS 6 APR 2000

MARCH KEY FIGURES

TREND

	Feb 2000	Mar 2000	monthly change
Employed persons ('000)	8 944.9	8 962.0	0.2 %
Unemployed persons ('000)	653.4	651.0	-0.4 %
Unemployment rate (%)	6.8	6.8	0.0 pts
Participation rate (%)	63.4	63.5	0.0 pts

SEASONALLY ADJUSTED

	Feb 2000	Mar 2000	monthly change
Employed persons ('000)	8 962.4	8 970.7	8.3
Unemployed persons ('000)	643.5	661.8	18.3
Unemployment rate (%)	6.7	6.9	0.2 pts
Participation rate (%)	63.5	63.6	0.1 pts

MARCH KEY POINTS

TREND ESTIMATES

EMPLOYMENT

- has continued to rise steadily, reaching 8,962,000.

UNEMPLOYMENT

- has been falling since June 1998 to 651,000.

UNEMPLOYMENT RATE

- remained steady at 6.8%.

PARTICIPATION RATE

- increased slightly to 63.5%.

SEASONALLY ADJUSTED ESTIMATES

EMPLOYMENT

- increased by 8,300 to 8,970,700. Full-time employment rose by 27,000 to 6,632,000 while part-time employment fell by 18,700 to 2,338,700.

UNEMPLOYMENT

- increased by 18,300 to 661,800. The number of persons looking for full-time work rose by 17,300 to 492,300 and persons looking for part-time work rose by 1,000 to 169,500.

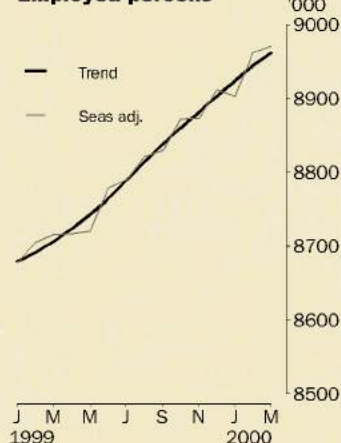
UNEMPLOYMENT RATE

- increased by 0.2 percentage points to 6.9%. The male rate rose by 0.1 percentage point to 6.8% and the female rate rose by 0.2 percentage points to 7.0%.
- NSW 6.0% (5.8% last month); Vic 6.9% (6.6%); Qld 8.3% (7.7%); SA 7.9% (8.7%); WA 6.5% (6.3%); Tas 8.9% (8.6%).

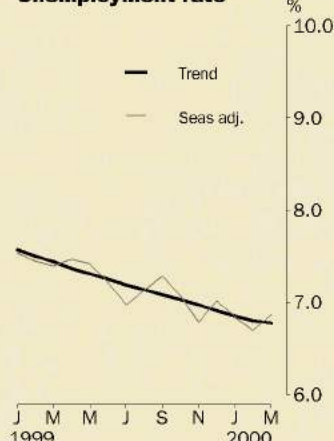
PARTICIPATION RATE

- increased by 0.1 percentage point to 63.6%.

Employed persons



Unemployment rate



INQUIRIES

- For further information about these and related statistics, contact Mark Webb on 02 6252 6525 or Client Services in any ABS office as shown on the back cover of this publication.

LABOUR FORCE

AUSTRALIA
PRELIMINARY

EMBARGO: 11:30AM (CANBERRA TIME) THURS 11 MAY 2000

APRIL KEY FIGURES

TREND

	Mar 2000	Apr 2000	monthly change
Employed persons ('000)	8 972.4	8 990.5	0.2 %
Unemployed persons ('000)	653.4	654.1	0.1 %
Unemployment rate (%)	6.8	6.8	0.0 pts
Participation rate (%)	63.5	63.6	0.1 pts

SEASONALLY ADJUSTED

	Mar 2000	Apr 2000	monthly change
Employed persons ('000)	8 970.7	9 008.2	37.4
Unemployed persons ('000)	661.8	656.5	-5.4
Unemployment rate (%)	6.9	6.8	-0.1 pts
Participation rate (%)	63.6	63.7	0.1 pts

APRIL KEY POINTS

TREND ESTIMATES

EMPLOYMENT

- has continued to rise steadily, reaching 8,990,500.

UNEMPLOYMENT

- increased marginally to 654,100.

UNEMPLOYMENT RATE

- remained steady at 6.8%.

PARTICIPATION RATE

- increased slightly to 63.6%.

SEASONALLY ADJUSTED ESTIMATES

EMPLOYMENT

- increased by 37,400 to 9,008,200. Full-time employment rose by 12,500 to 6,644,500 and part-time employment rose by 24,900 to 2,363,600.

UNEMPLOYMENT

- decreased by 5,400 to 656,500. The number of persons looking for full-time work fell by 9,200 to 483,100 while persons looking for part-time work rose by 3,900 to 173,400.

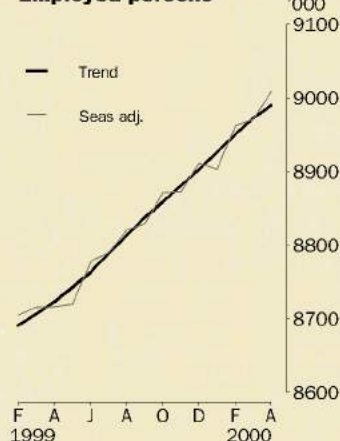
UNEMPLOYMENT RATE

- decreased by 0.1 percentage point to 6.8%. The male rate remained steady at 6.8% and the female rate fell by 0.2 percentage points to 6.8%.
- NSW 5.6% (6.0% last month); Vic 6.9% (6.9%); Qld 8.1% (8.3%); SA 8.4% (7.9%); WA 7.0% (6.5%); Tas 9.6% (8.9%).

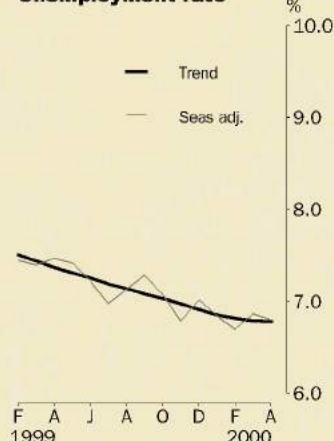
PARTICIPATION RATE

- increased by 0.1 percentage point to 63.7%.

Employed persons



Unemployment rate



INQUIRIES

- For further information about these and related statistics, contact Mark Webb on 02 6252 6525, or the National Information Service on 1300 135 070.

LABOUR FORCE

AUSTRALIA
PRELIMINARY

EMBARGO: 11:30AM (CANBERRA TIME) THURS 8 JUNE 2000

MAY KEY FIGURES

TREND

	Apr 2000	May 2000	monthly change
Employed persons ('000)	8 996.6	9 015.4	0.2 %
Unemployed persons ('000)	653.8	654.4	0.1 %
Unemployment rate (%)	6.8	6.8	0.0 pts
Participation rate (%)	63.6	63.7	0.1 pts

SEASONALLY ADJUSTED

	Apr 2000	May 2000	monthly change
Employed persons ('000)	9 008.2	9 020.3	12.1
Unemployed persons ('000)	656.5	652.1	-4.4
Unemployment rate (%)	6.8	6.7	-0.1 pts
Participation rate (%)	63.7	63.7	0.0 pts

MAY KEY POINTS

TREND ESTIMATES

EMPLOYMENT

- has continued to rise steadily, reaching 9,015,400.

UNEMPLOYMENT

- increased marginally to 654,400.

UNEMPLOYMENT RATE

- remained steady at 6.8%.

PARTICIPATION RATE

- increased slightly to 63.7%.

SEASONALLY ADJUSTED ESTIMATES

EMPLOYMENT

- increased by 12,100 to 9,020,300. Full-time employment rose by 8,700 and part-time employment rose by 3,400.

UNEMPLOYMENT

- decreased by 4,400 to 652,100. The number of persons looking for full-time work rose by 8,300 to 491,400 while persons looking for part-time work fell by 12,700 to 160,700.

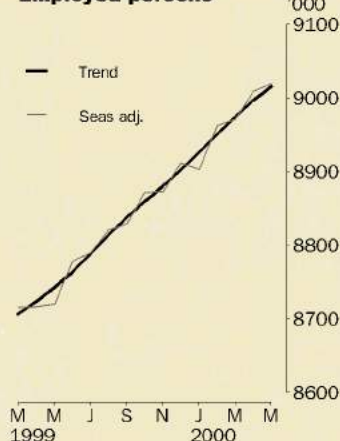
UNEMPLOYMENT RATE

- decreased by 0.1 percentage point to 6.7%. The male rate fell by 0.1 percentage point to 6.7% while the female rate remained steady at 6.8%.
- NSW 5.7% (5.6% last month); Vic 6.9% (6.9%); Qld 7.7% (8.1%); SA 8.5% (8.4%); WA 6.3% (7.0%); Tas 9.4% (9.6%).

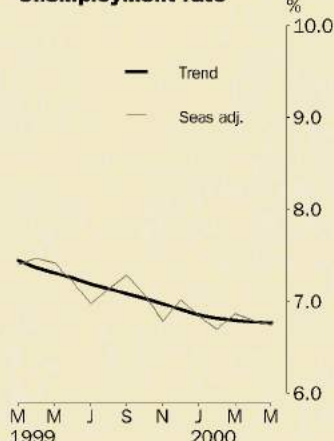
PARTICIPATION RATE

- remained steady at 63.7%.

Employed persons



Unemployment rate



INQUIRIES

- For further information about these and related statistics, contact Mark Webb on 02 6252 6525 or the National Information Service on 1300 135 070.

LABOUR FORCE

AUSTRALIA
PRELIMINARY

EMBARGO: 11:30AM (CANBERRA TIME) THURS 13 JULY 2000

JUNE KEY FIGURES

TREND

	May 2000	Jun 2000	monthly change
Employed persons ('000)	9 020.3	9 036.6	0.2 %
Unemployed persons ('000)	651.2	648.4	-0.4 %
Unemployment rate (%)	6.7	6.7	0.0 pts
Participation rate (%)	63.7	63.7	0.0 pts

SEASONALLY ADJUSTED

	May 2000	Jun 2000	monthly change
Employed persons ('000)	9 020.3	9 042.0	21.7
Unemployed persons ('000)	652.1	643.0	-9.0
Unemployment rate (%)	6.7	6.6	-0.1 pts
Participation rate (%)	63.7	63.7	0.0 pts

JUNE KEY POINTS

TREND ESTIMATES

EMPLOYMENT

- has continued to rise steadily, reaching 9,036,600.

UNEMPLOYMENT

- decreased to 648,400.

UNEMPLOYMENT RATE

- remained steady at 6.7%.

PARTICIPATION RATE

- remained steady at 63.7%.

SEASONALLY ADJUSTED ESTIMATES

EMPLOYMENT

- increased by 21,700 to 9,042,000. Full-time employment rose by 47,100 to 6,700,300 and part-time employment decreased by 25,300 to 2,341,700.

UNEMPLOYMENT

- decreased by 9,000 to 643,000. The number of persons looking for full-time work fell by 28,200 to 463,100 while persons looking for part-time work rose by 19,200.

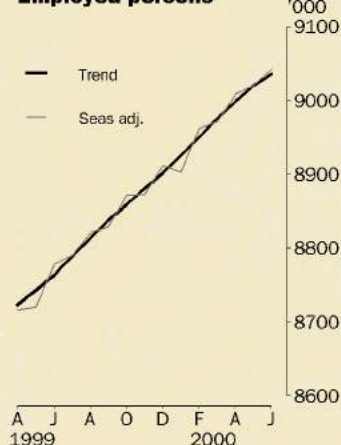
UNEMPLOYMENT RATE

- decreased by 0.1 percentage point to 6.6%, the lowest since May 1990 when it was 6.5%. The male rate rose marginally to 6.7% while the female rate fell by 0.3 percentage points to 6.5%.
- NSW 5.8% (5.7% last month); Vic 6.5% (6.9%); Qld 7.7% (7.7%); SA 8.1% (8.5%); WA 5.9% (6.3%); Tas 9.4% (9.4%).

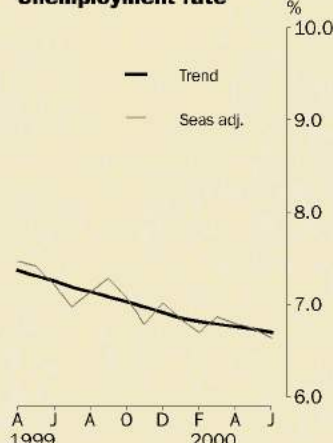
PARTICIPATION RATE

- remained steady at 63.7%.

Employed persons



Unemployment rate



INQUIRIES

- For further information about these and related statistics, contact Mark Webb on 02 6252 6525, or the National Information Service on 1300 135 070.

LABOUR FORCE

AUSTRALIA
PRELIMINARY

EMBARGO: 11:30AM (CANBERRA TIME) THURS 10 AUG 2000

JULY KEY FIGURES

TREND

	Jun 2000	Jul 2000	monthly change
Employed persons ('000)	9 056.8	9 081.1	0.3 %
Unemployed persons ('000)	638.2	631.9	-1.0 %
Unemployment rate (%)	6.6	6.5	-0.1 pts
Participation rate (%)	63.8	63.8	0.1 pts

SEASONALLY ADJUSTED

	Jun 2000	Jul 2000	monthly change
Employed persons ('000)	9 042.0	9 117.8	75.7
Unemployed persons ('000)	643.0	609.7	-33.3
Unemployment rate (%)	6.6	6.3	-0.4 pts
Participation rate (%)	63.7	63.9	0.2 pts

JULY KEY POINTS

TREND ESTIMATES

EMPLOYMENT

- has continued to rise steadily, reaching 9,081,100.

UNEMPLOYMENT

- decreased to 631,900.

UNEMPLOYMENT RATE

- decreased by 0.1 percentage point to 6.5%.

PARTICIPATION RATE

- increased slightly, but the rounded estimate remained at 63.8%.

SEASONALLY ADJUSTED ESTIMATES

EMPLOYMENT

- increased by 75,700 to 9,117,800. Full-time employment rose by 15,900 to 6,716,200 and part-time employment rose by 59,900 to 2,401,600.

UNEMPLOYMENT

- decreased by 33,300 to 609,700. The number of persons looking for full-time work fell by 22,600 to 440,500 and persons looking for part-time work fell by 10,700.

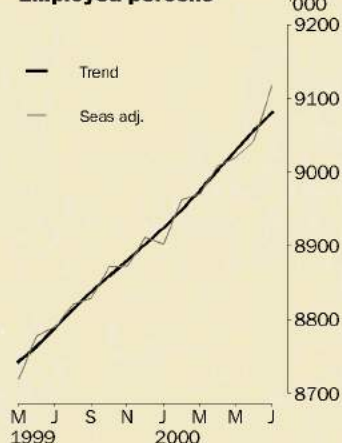
UNEMPLOYMENT RATE

- decreased by 0.4 percentage points to 6.3%, the lowest since April 1990 when it was 6.3%. The male rate fell by 0.3 percentage points to 6.4% and the female rate fell by 0.5 percentage points to 6.0%.
- NSW 5.4%, the lowest since October 1981 (5.8% last month); Vic 6.2% (6.5%); Qld 7.6% (7.7%); SA 7.8% (8.1%); WA 6.1% (5.9%); Tas 8.7% (9.4%).

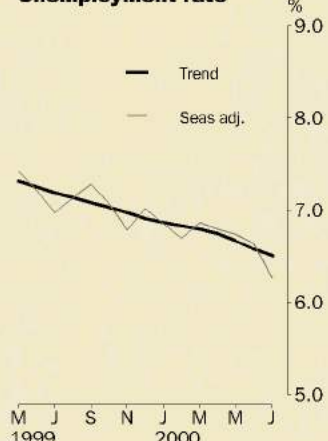
PARTICIPATION RATE

- increased by 0.2 percentage points to 63.9%.

Employed persons



Unemployment rate



INQUIRIES

- For further information about these and related statistics, contact Mark Webb on 02 6252 6525, or the National Information Service on 1300 135 070.

LABOUR FORCE

**AUSTRALIA
PRELIMINARY**

EMBARGO: 11:30AM (CANBERRA TIME) THURS 7 SEPT 2000

AUGUST KEY FIGURES

TREND

	Jul 2000	Aug 2000	monthly change
Employed persons ('000)	9 094.4	9 119.2	0.3 %
Unemployed persons ('000)	630.1	623.2	-1.1 %
Unemployment rate (%)	6.5	6.4	-0.1 pts
Participation rate (%)	63.9	63.9	0.1 pts

SEASONALLY ADJUSTED

	Jul 2000	Aug 2000	monthly change
Employed persons ('000)	9 117.8	9 141.8	24.1
Unemployed persons ('000)	609.7	623.7	13.9
Unemployment rate (%)	6.3	6.4	0.1 pts
Participation rate (%)	63.9	64.1	0.2 pts

AUGUST KEY POINTS

TREND ESTIMATES

EMPLOYMENT

- has continued to rise steadily, reaching 9,119,200.

UNEMPLOYMENT

- decreased to 623,200.

UNEMPLOYMENT RATE

- decreased by 0.1 percentage point to 6.4%

PARTICIPATION RATE

- increased slightly, but the rounded estimate remained at 63.9%.

SEASONALLY ADJUSTED ESTIMATES

EMPLOYMENT

- increased by 24,100 to 9,141,800. Full-time employment rose by 4,300 to 6,720,500 and part-time employment rose by 19,800 to 2,421,300.

UNEMPLOYMENT

- increased by 13,900 to 623,700. The number of persons looking for full-time work rose by 16,700 to 457,300 while persons looking for part-time work fell by 2,800 to 166,400.

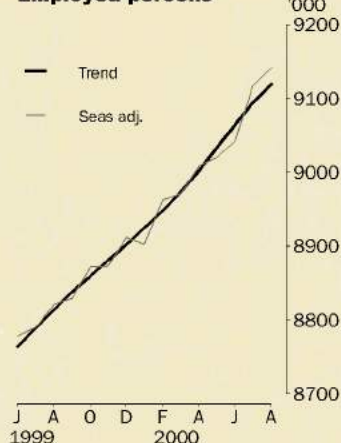
UNEMPLOYMENT RATE

- increased by 0.1 percentage point to 6.4%. The male rate rose by 0.1 percentage point to 6.6% and the female rate rose by 0.1 percentage point to 6.2%.
- NSW 5.5% (5.4% last month); Vic 6.2% (6.2%); Qld 7.5% (7.6%); SA 7.6% (7.8%); WA 6.4% (6.1%); Tas 10.0% (8.7%).

PARTICIPATION RATE

- increased by 0.2 percentage points to 64.1%

Employed persons



Unemployment rate



INQUIRIES

- For further information about these and related statistics, contact Mark Webb on 02 6252 6525, or the National Information Service on 1300 135 070.

LABOUR FORCE

AUSTRALIA
PRELIMINARY

EMBARGO: 11:30AM (CANBERRA TIME) THURS 12 OCT 2000

SEPTEMBER KEY FIGURES

TREND

	Aug 2000	Sep 2000	monthly change
Employed persons ('000)	9 114.1	9 133.2	0.2 %
Unemployed persons ('000)	620.7	613.2	-1.2 %
Unemployment rate (%)	6.4	6.3	-0.1 pts
Participation rate (%)	63.9	63.9	0.0 pts

SEASONALLY ADJUSTED

	Aug 2000	Sep 2000	monthly change
Employed persons ('000)	9 141.8	9 111.4	-30.5
Unemployed persons ('000)	623.7	613.5	-10.2
Unemployment rate (%)	6.4	6.3	-0.1 pts
Participation rate (%)	64.1	63.7	-0.3 pts

SEPTEMBER KEY POINTS

TREND ESTIMATES

EMPLOYMENT

- has continued to rise steadily, reaching 9,133,200.

UNEMPLOYMENT

- decreased to 613,200.

UNEMPLOYMENT RATE

- decreased by 0.1 percentage point to 6.3%.

PARTICIPATION RATE

- remained at 63.9%.

SEASONALLY ADJUSTED ESTIMATES

EMPLOYMENT

- decreased by 30,500 to 9,111,400. Full-time employment rose by 9,700 to 6,730,200 while part-time employment fell by 40,200 to 2,381,200.

UNEMPLOYMENT

- decreased by 10,200 to 613,500. The number of persons looking for full-time work fell by 6,800 to 450,400 and persons looking for part-time work fell by 3,400 to 163,000.

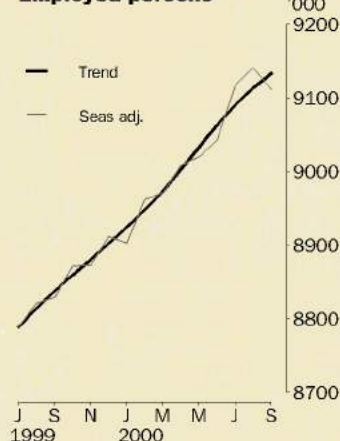
UNEMPLOYMENT RATE

- decreased by 0.1 percentage point to 6.3%. The male rate remained at 6.6% while the female rate fell by 0.2 percentage points to 6.0%.
- NSW 5.5% (5.5% last month); Vic 6.3% (6.2%); Qld 7.5% (7.5%); SA 7.5% (7.6%); WA 5.9% (6.4%); Tas 9.8% (10.0%).

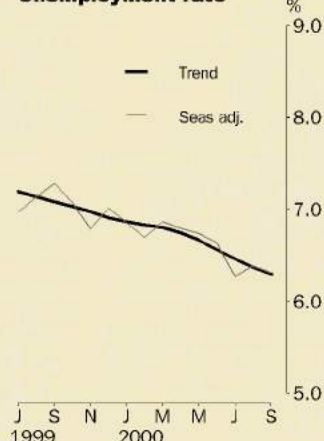
PARTICIPATION RATE

- decreased by 0.3 percentage points to 63.7%.

Employed persons



Unemployment rate



INQUIRIES

- For further information about these and related statistics, contact Mark Webb on 02 6252 6525, or the National Information Service on 1300 135 070.

LABOUR FORCE

**AUSTRALIA
PRELIMINARY**

EMBARGO: 11:30AM (CANBERRA TIME) THURS 9 NOV 2000

OCTOBER KEY FIGURES

TREND

	Sep 2000	Oct 2000	monthly change
Employed persons ('000)	9 123.1	9 131.3	0.1 %
Unemployed persons ('000)	614.6	610.5	-0.7 %
Unemployment rate (%)	6.3	6.3	0.0 pts
Participation rate (%)	63.8	63.8	0.0 pts

SEASONALLY ADJUSTED

	Sep 2000	Oct 2000	monthly change
Employed persons ('000)	9 111.4	9 106.2	-5.1
Unemployed persons ('000)	613.5	615.4	2.0
Unemployment rate (%)	6.3	6.3	0.0 pts
Participation rate (%)	63.7	63.6	-0.1 pts

OCTOBER KEY POINTS

TREND ESTIMATES

EMPLOYMENT

- has continued to rise steadily, reaching 9,131,300.

UNEMPLOYMENT

- decreased to 610,500.

UNEMPLOYMENT RATE

- remained steady at 6.3%.

PARTICIPATION RATE

- remained steady at 63.8%.

SEASONALLY ADJUSTED ESTIMATES

EMPLOYMENT

- decreased by 5,100 to 9,106,200. Full-time employment fell by 25,300 to 6,704,900 while part-time employment rose by 20,100 to 2,401,300.

UNEMPLOYMENT

- increased slightly to 615,400. The number of persons looking for full-time work rose by 8,200 to 458,700 and persons looking for part-time work fell by 6,300 to 156,700.

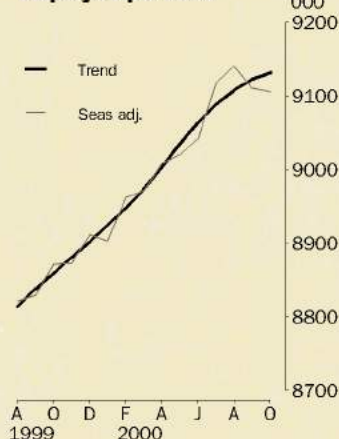
UNEMPLOYMENT RATE

- remained steady at 6.3%. The male rate rose by 0.1 percentage point to 6.7% while the female rate decreased by 0.1 percentage point to 5.9%.
- NSW 5.5% (5.5% last month); Vic 6.2% (6.3%); Qld 7.6% (7.5%); SA 7.1% (7.5%); WA 6.1% (5.9%); Tas 9.1% (9.8%).

PARTICIPATION RATE

- decreased by 0.1 percentage point to 63.6%.

Employed persons



Unemployment rate



INQUIRIES

- For further information about these and related statistics, contact Michael Johnson on 02 6252 6525, or the National Information Service on 1300 135 070.

LABOUR FORCE

AUSTRALIA
PRELIMINARY

EMBARGO: 11:30AM (CANBERRA TIME) THURS 7 DEC 2000

NOVEMBER KEY FIGURES

TREND

	Oct 2000	Nov 2000	monthly change
Employed persons ('000)	9 105.5	9 098.6	-0.1 %
Unemployed persons ('000)	618.8	620.0	0.2 %
Unemployment rate (%)	6.4	6.4	0.0 pts
Participation rate (%)	63.7	63.6	-0.1 pts

SEASONALLY ADJUSTED

	Oct 2000	Nov 2000	monthly change
Employed persons ('000)	9 106.2	9 047.1	-59.2
Unemployed persons ('000)	615.4	637.1	21.7
Unemployment rate (%)	6.3	6.6	0.2 pts
Participation rate (%)	63.6	63.3	-0.3 pts

NOVEMBER KEY POINTS

TREND ESTIMATES

EMPLOYMENT

- decreased slightly to 9,098,600.

UNEMPLOYMENT

- increased to 620,000.

UNEMPLOYMENT RATE

- remained steady at 6.4%.

PARTICIPATION RATE

- decreased to 63.6%.

SEASONALLY ADJUSTED ESTIMATES

EMPLOYMENT

- decreased by 59,200 to 9,047,100. Full-time employment fell by 6,100 to 6,698,800 and part-time employment fell by 53,000 to 2,348,300.

UNEMPLOYMENT

- increased by 21,700 to 637,100. The number of persons looking for full-time work rose by 15,100 to 473,800 and persons looking for part-time work rose by 6,700 to 163,400.

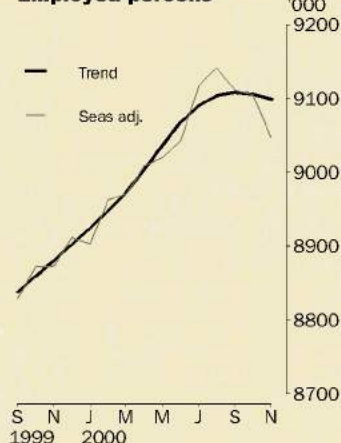
UNEMPLOYMENT RATE

- rose by 0.2 percentage points to 6.6%. The male rate remained at 6.7% while the female rate rose by 0.5 percentage points to 6.4%.
- NSW 5.8% (5.5% last month); Vic 6.1% (6.2%); Qld 7.9% (7.6%); SA 7.7% (7.1%); WA 6.5% (6.1%); Tas 9.2% (9.1%).

PARTICIPATION RATE

- decreased by 0.3 percentage points to 63.3%.

Employed persons



Unemployment rate



INQUIRIES

- For further information about these and related statistics, contact Michael Johnson on 02 6252 6525, or the National Information Service on 1300 135 070.

LABOUR FORCE

AUSTRALIA
PRELIMINARY

EMBARGO: 11:30AM (CANBERRA TIME) THURS 11 JAN 2001

DECEMBER KEY FIGURES

TREND

	Nov 2000	Dec 2000	monthly change
Employed persons ('000)	9 093.4	9 083.4	-0.1 %
Unemployed persons ('000)	627.2	632.5	0.8 %
Unemployment rate (%)	6.5	6.5	0.1 pts
Participation rate (%)	63.6	63.5	-0.1 pts

SEASONALLY ADJUSTED

	Nov 2000	Dec 2000	monthly change
Employed persons ('000)	9 047.1	9 086.7	39.6
Unemployed persons ('000)	637.1	643.2	6.1
Unemployment rate (%)	6.6	6.6	0.0 pts
Participation rate (%)	63.3	63.6	0.2 pts

DECEMBER KEY POINTS

TREND ESTIMATES

EMPLOYMENT

- decreased to 9,083,400.

UNEMPLOYMENT

- increased to 632,500.

UNEMPLOYMENT RATE

- increased slightly, but the rounded estimate remained at 6.5%.

PARTICIPATION RATE

- decreased slightly to 63.5%.

SEASONALLY ADJUSTED ESTIMATES

EMPLOYMENT

- increased by 39,600 to 9,086,700. Full-time employment fell by 11,800 to 6,687,000, while part-time employment rose by 51,400 to 2,399,700.

UNEMPLOYMENT

- increased by 6,100 to 643,200. The number of persons looking for full-time work rose by 5,200 to 478,900 and persons looking for part-time work rose slightly to 164,300.

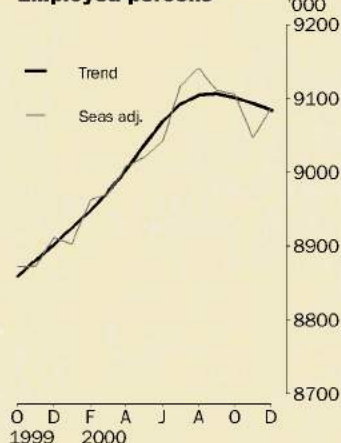
UNEMPLOYMENT RATE

- remained steady at 6.6%. The male rate rose by 0.1 percentage point to 6.9%, while the female rate fell by 0.1 percentage point to 6.3%.
- NSW 6.0% (5.8% last month); Vic 6.1% (6.1%); Qld 8.2% (7.9%); SA 7.5% (7.7%); WA 5.9% (6.5%); Tas 8.3% (9.2%).

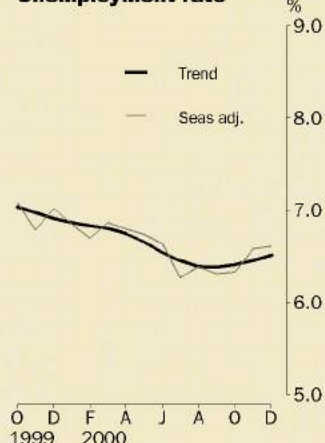
PARTICIPATION RATE

- increased by 0.2 percentage points to 63.6%.

Employed persons



Unemployment rate



INQUIRIES

- For further information about these and related statistics, contact Mark Webb on 02 6252 6525, or the National Information Service on 1300 135 070.

LABOUR FORCE

AUSTRALIA
PRELIMINARY

EMBARGO: 11:30AM (CANBERRA TIME) THURS 8 FEB 2001

JANUARY KEY FIGURES

TREND

	Dec 2000	Jan 2001	monthly change
Employed persons ('000)	9 081.8	9 072.1	-0.1 %
Unemployed persons ('000)	637.3	644.6	1.2 %
Unemployment rate (%)	6.6	6.6	0.1 pts
Participation rate (%)	63.5	63.4	-0.1 pts

SEASONALLY ADJUSTED

	Dec 2000	Jan 2001	monthly change
Employed persons ('000)	9 086.7	9 083.2	-3.5
Unemployed persons ('000)	643.2	648.9	5.6
Unemployment rate (%)	6.6	6.7	0.1 pts
Participation rate (%)	63.6	63.5	-0.1 pts

JANUARY KEY POINTS

TREND ESTIMATES

EMPLOYMENT

- decreased to 9,072,100.

UNEMPLOYMENT

- increased to 644,600.

UNEMPLOYMENT RATE

- increased slightly but the rounded estimate remained at 6.6%.

PARTICIPATION RATE

- decreased to 63.4%.

SEASONALLY ADJUSTED ESTIMATES

EMPLOYMENT

- decreased by 3,500 to 9,083,200. Full-time employment fell by 44,000 while part-time employment rose by 40,600.

UNEMPLOYMENT

- increased by 5,600 to 648,900. The number of persons looking for full-time work rose slightly to 479,200 and persons looking for part-time work rose by 5,300 to 169,600.

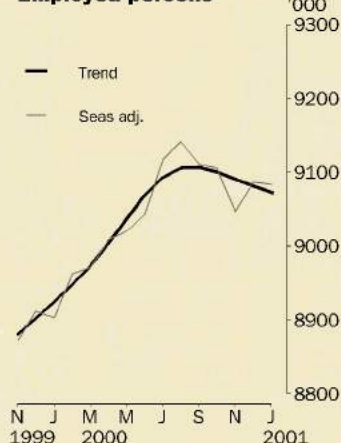
UNEMPLOYMENT RATE

- rose 0.1 percentage point to 6.7%. The male rate rose by 0.1 percentage point to 7.0% while the female rate decreased marginally to 6.2%.
- NSW 6.0% (6.0% last month); Vic 6.3% (6.1%); Qld 8.1% (8.2%); SA 7.3% (7.5%); WA 6.4% (5.9%); Tas 9.7% (8.3%).

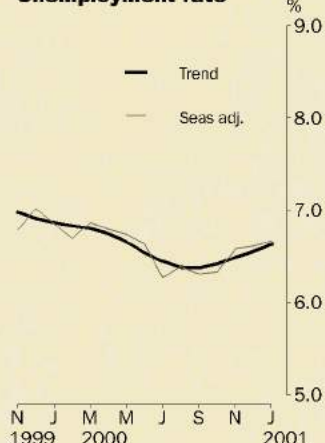
PARTICIPATION RATE

- decreased by 0.1 percentage point to 63.5%.

Employed persons



Unemployment rate



INQUIRIES

- For further information about these and related statistics, contact Mark Webb on 02 6252 6525, or the National Information Service on 1300 135 070.

LABOUR FORCE

AUSTRALIA
PRELIMINARY

EMBARGO: 11:30AM (CANBERRA TIME) THURS 15 MAR 2001

FEBRUARY KEY FIGURES

TREND

	Jan 2001	Feb 2001	monthly change
Employed persons ('000)	9 084.7	9 084.8	0.0 %
Unemployed persons ('000)	650.6	659.2	1.3 %
Unemployment rate (%)	6.7	6.8	0.1 pts
Participation rate (%)	63.5	63.5	0.0 pts

SEASONALLY ADJUSTED

	Jan 2001	Feb 2001	monthly change
Employed persons ('000)	9 096.1	9 098.6	2.5
Unemployed persons ('000)	647.4	673.8	26.4
Unemployment rate (%)	6.6	6.9	0.3 pts
Participation rate (%)	63.6	63.7	0.1 pts

FEBRUARY KEY POINTS

TREND ESTIMATES

EMPLOYMENT

- increased slightly to 9,084,800.

UNEMPLOYMENT

- increased to 659,200.

UNEMPLOYMENT RATE

- increased to 6.8%.

PARTICIPATION RATE

- remained at 63.5%.

SEASONALLY ADJUSTED ESTIMATES

EMPLOYMENT

- increased by 2,500 to 9,098,600. Full-time employment rose by 33,500 to 6,690,900 while part-time employment fell by 31,000 to 2,407,700.

UNEMPLOYMENT

- increased by 26,400 to 673,800. The number of persons looking for full-time work rose by 21,200 to 498,100 and the number of persons looking for part-time work rose by 5,200 to 175,700.

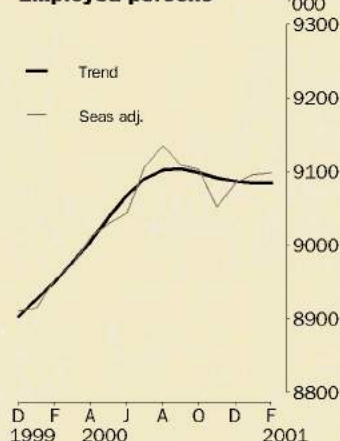
UNEMPLOYMENT RATE

- increased by 0.3 percentage points to 6.9%. The male rate rose by 0.3 percentage points to 7.2% and the female rate rose by 0.2 percentage points to 6.5%.
- NSW 6.2% (5.9% last month); Vic 6.3% (6.3%); Qld 8.8% (8.1%); SA 7.3% (7.3%); WA 6.8% (6.3%); Tas 9.0% (9.6%).

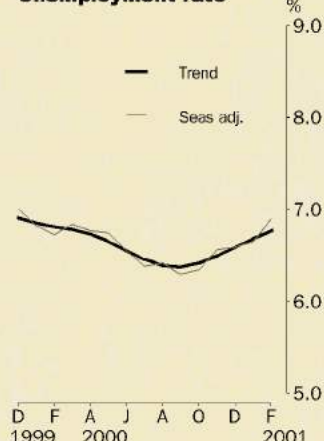
PARTICIPATION RATE

- increased by 0.1 percentage points to 63.7%.

Employed persons



Unemployment rate



INQUIRIES

- For further information about these and related statistics, contact Kate Nielsen on 6252 6525, or the National Information Service on 1300 135 070.

LABOUR FORCE

AUSTRALIA
PRELIMINARY

EMBARGO: 11:30AM (CANBERRA TIME) THURS 12 APR 2001

MARCH KEY FIGURES

TREND

	Feb 2001	Mar 2001	monthly change
Employed persons ('000)	9 087.4	9 090.9	0.0 %
Unemployed persons ('000)	659.5	667.2	1.2 %
Unemployment rate (%)	6.8	6.8	0.1 pts
Participation rate (%)	63.5	63.6	0.0 pts

SEASONALLY ADJUSTED

	Feb 2001	Mar 2001	monthly change
Employed persons ('000)	9 098.6	9 090.1	-8.5
Unemployed persons ('000)	673.8	662.4	-11.3
Unemployment rate (%)	6.9	6.8	-0.1 pts
Participation rate (%)	63.7	63.5	-0.2 pts

MARCH KEY POINTS

TREND ESTIMATES

EMPLOYMENT

- increased to 9,090,900

UNEMPLOYMENT

- increased to 667,200

UNEMPLOYMENT RATE

- increased slightly, but the rounded estimate remained at 6.8%

PARTICIPATION RATE

- increased marginally to 63.6%

SEASONALLY ADJUSTED ESTIMATES

EMPLOYMENT

- decreased by 8,500 to 9,090,100. Full-time employment rose by 7,200 to 6,698,100 while part-time employment fell by 15,700 to 2,392,000.

UNEMPLOYMENT

- decreased by 11,300 to 662,400. The number of persons looking for full-time work fell by 20,000 to 478,100 and the number of persons looking for part-time work increased by 8,600 to 184,300.

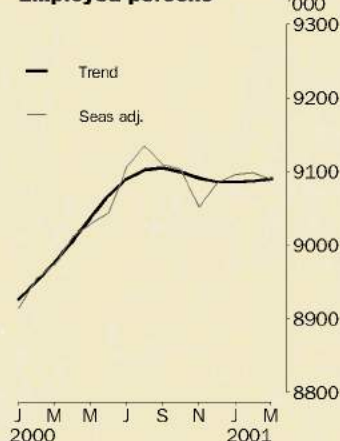
UNEMPLOYMENT RATE

- decreased by 0.1 percentage point to 6.8%. The male rate decreased by 0.1 percentage point to 7.1% and the female rate remained at 6.5%.
- NSW 5.7% (6.2% last month); Vic 6.7% (6.3%); Qld 8.9% (8.8%); SA 7.2% (7.3%); WA 7.2% (6.8%); Tas 8.6% (9.0%).

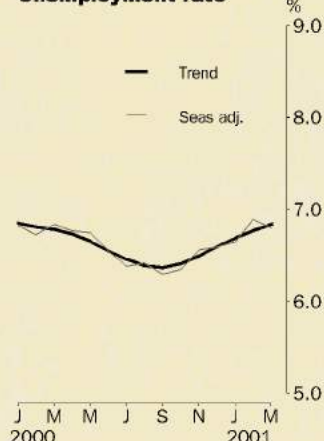
PARTICIPATION RATE

- decreased by 0.2 percentage points to 63.5%.

Employed persons



Unemployment rate



INQUIRIES

- For further information about these and related statistics, contact Kate Nielsen on 02 6252 6525, or the National Information Service on 1300 135 070.

LABOUR FORCE

AUSTRALIA
PRELIMINARY

EMBARGO: 11:30AM (CANBERRA TIME) THURS 10 MAY 2001

APRIL KEY FIGURES

TREND

	Mar 2001	Apr 2001	monthly change
Employed persons ('000)	9 127.5	9 135.3	0.1 %
Unemployed persons ('000)	646.3	655.5	1.4 %
Unemployment rate (%)	6.6	6.7	0.1 pts
Participation rate (%)	63.6	63.7	0.1 pts

SEASONALLY ADJUSTED

	Mar 2001	Apr 2001	monthly change
Employed persons ('000)	9 115.5	9 155.6	40.1
Unemployed persons ('000)	632.6	670.8	38.2
Unemployment rate (%)	6.5	6.8	0.3 pts
Participation rate (%)	63.5	63.9	0.4 pts

APRIL KEY POINTS

TREND ESTIMATES

EMPLOYMENT

- increased to 9,135,300.

UNEMPLOYMENT

- increased to 655,500.

UNEMPLOYMENT RATE

- increased to 6.7%.

PARTICIPATION RATE

- increased to 63.7%.

NOTE!
Estimates for prior
periods have been
revised. See 'Changes
this month' on page 2.

SEASONALLY ADJUSTED ESTIMATES

EMPLOYMENT

- increased by 40,100 to 9,155,600. Full-time employment fell by 40,400 to 6,662,700 while part-time employment rose by 80,500 to 2,492,900.

UNEMPLOYMENT

- increased by 38,200 to 670,800. The number of persons looking for full-time work rose by 28,000 to 498,600 and the number of persons looking for part-time work increased by 10,200 to 172,200.

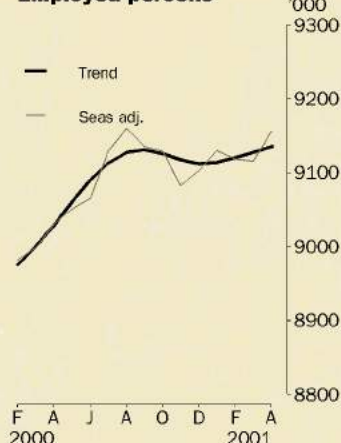
UNEMPLOYMENT RATE

- increased by 0.3 percentage points to 6.8%. The male rate increased by 0.4 percentage points to 7.1% and the female rate increased by 0.3 points to 6.4%.
- NSW 5.7% (5.4% last month); Vic 6.3% (6.2%); Qld 9.0% (8.5%); SA 7.5% (6.9%); WA 7.0% (7.0%); Tas 9.2% (8.2%).

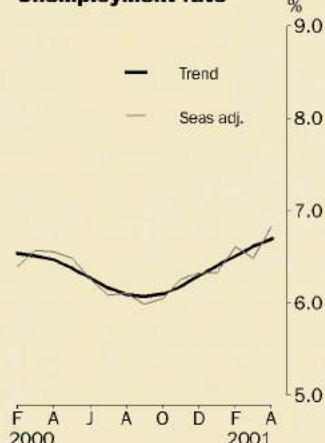
PARTICIPATION RATE

- increased by 0.4 percentage points to 63.9%.

Employed persons



Unemployment rate



INQUIRIES

- For further information about these and related statistics, contact Kate Nielsen on 6252 6525, or the National Information Service on 1300 135 070.

LABOUR FORCE

AUSTRALIA
PRELIMINARY

EMBARGO: 11:30AM (CANBERRA TIME) THURS 7 JUNE 2001

MAY KEY FIGURES

TREND

	Apr 2001	May 2001	monthly change
Employed persons ('000)	9 139.6	9 149.0	0.1 %
Unemployed persons ('000)	659.7	669.1	1.4 %
Unemployment rate (%)	6.7	6.8	0.1 pts
Participation rate (%)	63.7	63.8	0.1 pts

SEASONALLY ADJUSTED

	Apr 2001	May 2001	monthly change
Employed persons ('000)	9 155.6	9 151.5	-4.1
Unemployed persons ('000)	670.8	675.7	4.9
Unemployment rate (%)	6.8	6.9	0.0 pts
Participation rate (%)	63.9	63.9	-0.1 pts

MAY KEY POINTS

TREND ESTIMATES

EMPLOYMENT

- increased to 9,149,000.

UNEMPLOYMENT

- increased to 669,100.

UNEMPLOYMENT RATE

- increased to 6.8%.

PARTICIPATION RATE

- increased to 63.8%.

SEASONALLY ADJUSTED ESTIMATES

EMPLOYMENT

- decreased by 4,100 to 9,151,500. Full-time employment rose by 9,900 to 6,672,700 while part-time employment fell by 14,000 to 2,478,800.

UNEMPLOYMENT

- increased by 4,900 to 675,700. The number of persons looking for full-time work rose by 7,100 to 505,700 and the number of persons looking for part-time work fell by 2,200 to 170,000.

UNEMPLOYMENT RATE

- increased marginally to 6.9%. The male rate decreased by 0.1 percentage point to 7.0% and the female rate increased by 0.2 percentage points to 6.7%.
- NSW 5.8% (5.7% last month); Vic 6.4% (6.3%); Qld 9.0% (9.0%); SA 7.5% (7.5%); WA 7.3% (7.0%); Tas 8.2% (9.2%).

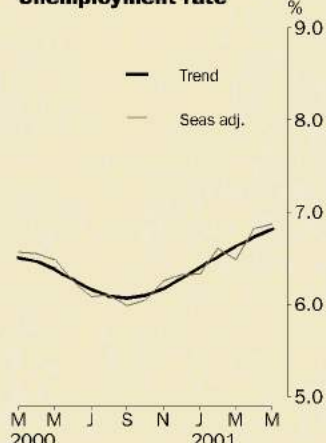
PARTICIPATION RATE

- decreased slightly, but the rounded estimate remained at 63.9%.

Employed persons



Unemployment rate



INQUIRIES

- For further information about these and related statistics, contact Mark Webb on 02 6252 6525, or the National Information Service on 1300 135 070.

LABOUR FORCE

AUSTRALIA
PRELIMINARY

EMBARGO: 11:30AM (CANBERRA TIME) THURS 12 JULY 2001

JUNE KEY FIGURES

TREND

	May 2001	Jun 2001	monthly change
Employed persons ('000)	9 147.5	9 152.2	0.1 %
Unemployed persons ('000)	671.1	680.0	1.3 %
Unemployment rate (%)	6.8	6.9	0.1 pts
Participation rate (%)	63.8	63.9	0.0 pts

SEASONALLY ADJUSTED

	May 2001	Jun 2001	monthly change
Employed persons ('000)	9 151.5	9 148.5	-3.0
Unemployed persons ('000)	675.7	680.5	4.8
Unemployment rate (%)	6.9	6.9	0.0 pts
Participation rate (%)	63.9	63.8	-0.1 pts

JUNE KEY POINTS

TREND ESTIMATES

EMPLOYMENT

- increased to 9,152,200.

UNEMPLOYMENT

- increased to 680,000.

UNEMPLOYMENT RATE

- increased to 6.9%.

PARTICIPATION RATE

- increased marginally to 63.9%.

SEASONALLY ADJUSTED ESTIMATES

EMPLOYMENT

- decreased by 3,000 to 9,148,500. Full-time employment fell by 39,400 to 6,633,200 while part-time employment rose by 36,400 to 2,515,300.

UNEMPLOYMENT

- increased by 4,800 to 680,500. The number of persons looking for full-time work rose by 7,800 to 513,500 and the number of persons looking for part-time work fell by 3,000 to 167,000.

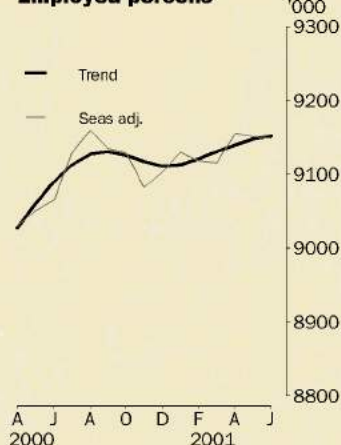
UNEMPLOYMENT RATE

- remained at 6.9%. The male rate increased by 0.1 percentage point to 7.2% and the female rate decreased by 0.1 percentage point to 6.6%.
- NSW 6.2% (5.8% last month); Vic 6.2% (6.4%); Qld 8.6% (9.0%); SA 7.4% (7.5%); WA 8.1% (7.3%); Tas 8.4% (8.2%).

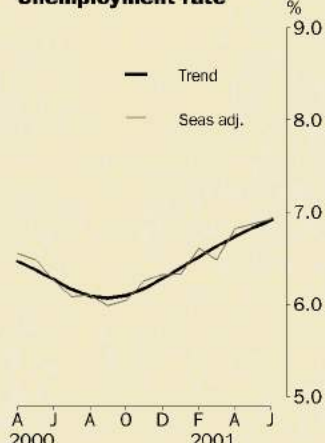
PARTICIPATION RATE

- decreased by 0.1 percentage point to 63.8%.

Employed persons



Unemployment rate



INQUIRIES

- For further information about these and related statistics, contact Mark Webb on 02 6252 6525, or the National Information and Referral Service on 1300 135 070.

LABOUR FORCE

AUSTRALIA
PRELIMINARY

EMBARGO: 11:30AM (CANBERRA TIME) THURS 9 AUG 2001

JULY KEY FIGURES

TREND

	Jun 2001	Jul 2001	monthly change
Employed persons ('000)	9 146.9	9 147.8	0.0 %
Unemployed persons ('000)	677.2	682.7	0.8 %
Unemployment rate (%)	6.9	6.9	0.1 pts
Participation rate (%)	63.8	63.8	0.0 pts

SEASONALLY ADJUSTED

	Jun 2001	Jul 2001	monthly change
Employed persons ('000)	9 148.5	9 135.9	-12.6
Unemployed persons ('000)	680.5	674.0	-6.5
Unemployment rate (%)	6.9	6.9	-0.1 pts
Participation rate (%)	63.8	63.6	-0.2 pts

JULY KEY POINTS

TREND ESTIMATES

EMPLOYMENT

- increased slightly to 9,147,800.

UNEMPLOYMENT

- increased to 682,700.

UNEMPLOYMENT RATE

- increased slightly but the rounded estimate remained at 6.9%.

PARTICIPATION RATE

- remained at 63.8%.

SEASONALLY ADJUSTED ESTIMATES

EMPLOYMENT

- decreased by 12,600 to 9,135,900. Full-time employment fell by 79,200 to 6,554,000 while part-time employment rose by 66,600 to 2,581,900.

UNEMPLOYMENT

- decreased by 6,500 to 674,000. The number of persons looking for full-time work fell by 4,600 to 508,800 and the number of persons looking for part-time work fell by 1,900 to 165,200.

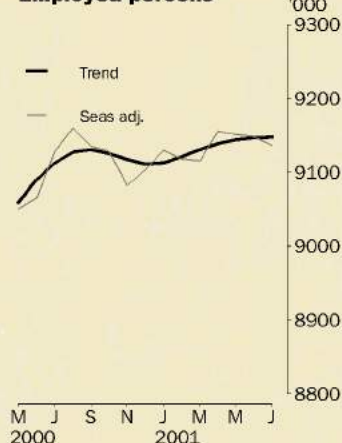
UNEMPLOYMENT RATE

- decreased slightly to 6.9%. The male rate decreased marginally to 7.1% and the female rate decreased by 0.1 percentage point to 6.5%.
- NSW 5.9% (6.2% last month); Vic 6.4% (6.2%); Qld 8.1% (8.6%); SA 7.9% (7.4%); WA 7.2% (8.1%); Tas 9.3% (8.4%).

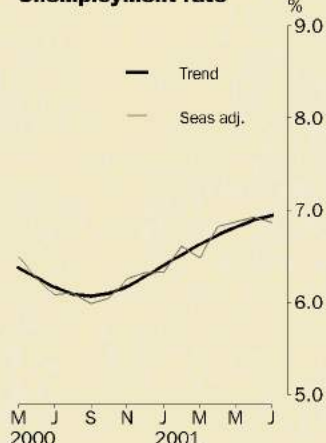
PARTICIPATION RATE

- decreased by 0.2 percentage points to 63.6%.

Employed persons



Unemployment rate



INQUIRIES

- For further information about these and related statistics, contact Mark Webb on 02 6252 6525, or the National Information and Referral Service on 1300 135 070.

LABOUR FORCE

**AUSTRALIA
PRELIMINARY**

EMBARGO: 11:30AM (CANBERRA TIME) THURS 13 SEP 2001

AUGUST KEY FIGURES

TREND

	<i>Jul 2001</i>	<i>Aug 2001</i>	<i>monthly change</i>
Employed persons ('000)	9 165.8	9 176.4	0.1 %
Unemployed persons ('000)	677.7	678.6	0.1 %
Unemployment rate (%)	6.9	6.9	0.0 pts
Participation rate (%)	63.8	63.9	0.0 pts

SEASONALLY ADJUSTED

	<i>Jul 2001</i>	<i>Aug 2001</i>	<i>monthly change</i>
Employed persons ('000)	9 135.9	9 213.2	77.3
Unemployed persons ('000)	674.0	668.9	-5.1
Unemployment rate (%)	6.9	6.8	-0.1 pts
Participation rate (%)	63.6	64.0	0.4 pts

AUGUST KEY POINTS

TREND ESTIMATES

EMPLOYMENT

- increased to 9,176,400.

UNEMPLOYMENT

- increased slightly to 678,600.

UNEMPLOYMENT RATE

- remained at 6.9%.

PARTICIPATION RATE

- increased marginally to 63.9%.

SEASONALLY ADJUSTED ESTIMATES

EMPLOYMENT

- increased by 77,300 to 9,213,200. Full-time employment rose by 72,600 to 6,626,700 while part-time employment rose by 4,600 to 2,586,500.

UNEMPLOYMENT

- decreased by 5,100 to 668,900. The number of persons looking for full-time work increased by 2,900 to 511,700 and the number of persons looking for part-time work fell by 8,000 to 157,200.

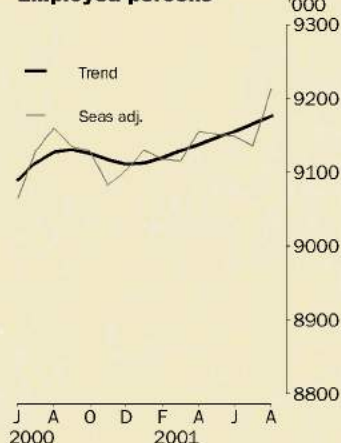
UNEMPLOYMENT RATE

- decreased by 0.1 percentage point to 6.8%. The male rate decreased by 0.2 percentage points to 7.0% and the female rate remained at 6.5%.
- NSW 6.0% (5.9% last month); Vic 6.3% (6.4%); Qld 8.2% (8.1%); SA 7.3% (7.9%); WA 6.9% (7.2%); Tas 9.7% (9.3%).

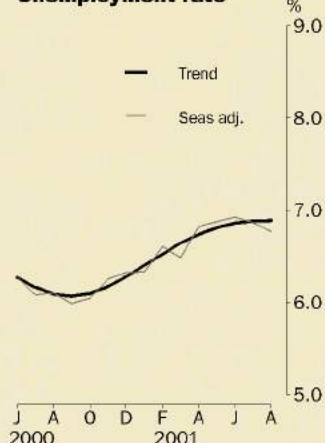
PARTICIPATION RATE

- increased by 0.4 percentage points to 64.0%.

Employed persons



Unemployment rate



INQUIRIES

- For further information about these and related statistics, contact Mark Webb on 02 6252 6525, or the National Information and Referral Service on 1300 135 070.

LABOUR FORCE

AUSTRALIA
PRELIMINARY

EMBARGO: 11:30AM (CANBERRA TIME) THURS 11 OCT 2001

SEPTEMBER KEY FIGURES

TREND

	Aug 2001	Sep 2001	monthly change
Employed persons ('000)	9 171.5	9 177.7	0.1 %
Unemployed persons ('000)	672.0	670.1	-0.3 %
Unemployment rate (%)	6.8	6.8	0.0 pts
Participation rate (%)	63.8	63.7	0.0 pts

SEASONALLY ADJUSTED

	Aug 2001	Sep 2001	monthly change
Employed persons ('000)	9 213.2	9 164.6	-48.5
Unemployed persons ('000)	668.9	657.5	-11.4
Unemployment rate (%)	6.8	6.7	-0.1 pts
Participation rate (%)	64.0	63.5	-0.5 pts

SEPTEMBER KEY POINTS

TREND ESTIMATES

EMPLOYMENT

- increased to 9,177,700.

UNEMPLOYMENT

- decreased to 670,100.

UNEMPLOYMENT RATE

- remained at 6.8%.

PARTICIPATION RATE

- decreased marginally to 63.7%.

SEASONALLY ADJUSTED ESTIMATES

EMPLOYMENT

- decreased by 48,500 to 9,164,600. Full-time employment rose by 53,800 to 6,680,500 while part-time employment fell by 102,300 to 2,484,100.

UNEMPLOYMENT

- decreased by 11,400 to 657,500. The number of persons looking for full-time work decreased by 5,300 to 506,500 and the number of persons looking for part-time work fell by 6,100 to 151,000.

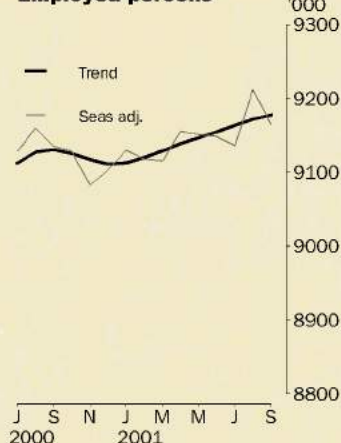
UNEMPLOYMENT RATE

- decreased by 0.1 percentage point to 6.7%.
- NSW 6.2% (6.0% last month); Vic 6.1% (6.3%); Qld 8.1% (8.2%); SA 7.2% (7.3%); WA 7.0% (6.9%); Tas 9.6% (9.7%).

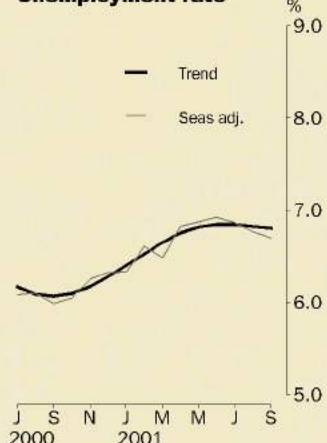
PARTICIPATION RATE

- decreased by 0.5 percentage points to 63.5%, mainly due to a 0.9 percentage point decrease in the female rate to 54.9%.

Employed persons



Unemployment rate



INQUIRIES

- For further information about these and related statistics, contact Mark Webb on 02 6252 6525, or the National Information and Referral Service on 1300 135 070.

LABOUR FORCE

**AUSTRALIA
PRELIMINARY**

EMBARGO: 11:30AM (CANBERRA TIME) THURS 8 NOV 2001

OCTOBER KEY FIGURES

TREND

	Sep 2001	Oct 2001	monthly change
Employed persons ('000)	9 178.1	9 182.0	0.0 %
Unemployed persons ('000)	676.7	676.9	0.0 %
Unemployment rate (%)	6.9	6.9	0.0 pts
Participation rate (%)	63.8	63.7	0.0 pts

SEASONALLY ADJUSTED

	Sep 2001	Oct 2001	monthly change
Employed persons ('000)	9 164.6	9 182.5	17.9
Unemployed persons ('000)	657.5	696.9	39.4
Unemployment rate (%)	6.7	7.1	0.4 pts
Participation rate (%)	63.5	63.8	0.3 pts

OCTOBER KEY POINTS

TREND ESTIMATES

EMPLOYMENT

- increased to 9,182,000.

UNEMPLOYMENT

- increased slightly to 676,900.

UNEMPLOYMENT RATE

- remained steady at 6.9%.

PARTICIPATION RATE

- decreased marginally to 63.7%.

SEASONALLY ADJUSTED ESTIMATES

EMPLOYMENT

- increased by 17,900 to 9,182,500. Full-time employment fell by 56,800 to 6,623,700 while part-time employment rose by 74,700 to 2,558,800.

UNEMPLOYMENT

- increased by 39,400 to 696,900. The number of persons looking for full-time work increased by 26,000 to 532,500 and the number of persons looking for part-time work increased by 13,400 to 164,400.

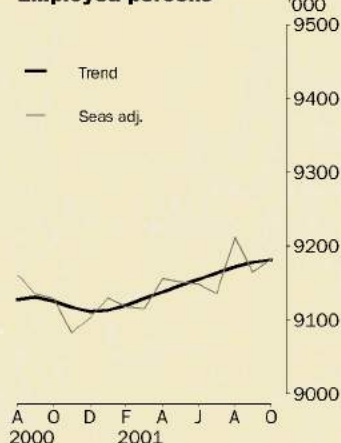
UNEMPLOYMENT RATE

- increased by 0.4 percentage points to 7.1%. The male rate rose by 0.3 percentage points to 7.3% and the female rate rose by 0.4 percentage points to 6.7%.
- NSW 6.6% (6.2% last month); Vic 7.0% (6.1%); Qld 8.0% (8.1%); SA 7.2% (7.2%); WA 6.8% (7.0%); Tas 8.5% (9.6%).

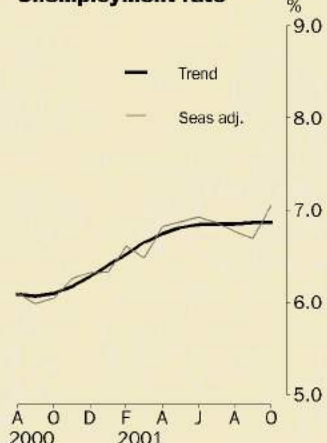
PARTICIPATION RATE

- increased by 0.3 percentage points to 63.8%.

Employed persons



Unemployment rate



INQUIRIES

- For further information about these and related statistics, contact Mark Webb on 02 6252 6525, or the National Information and Referral Service on 1300 135 070.

LABOUR FORCE

AUSTRALIA
PRELIMINARY

EMBARGO: 11:30AM (CANBERRA TIME) THURS 13 DEC 2001

NOVEMBER KEY FIGURES

TREND

	Oct 2001	Nov 2001	monthly change
Employed persons ('000)	9 183.0	9 187.8	0.1 %
Unemployed persons ('000)	672.0	671.4	-0.1 %
Unemployment rate (%)	6.8	6.8	0.0 pts
Participation rate (%)	63.7	63.7	0.0 pts

SEASONALLY ADJUSTED

	Oct 2001	Nov 2001	monthly change
Employed persons ('000)	9 182.5	9 186.6	4.1
Unemployed persons ('000)	696.9	660.8	-36.1
Unemployment rate (%)	7.1	6.7	-0.3 pts
Participation rate (%)	63.8	63.5	-0.3 pts

NOVEMBER KEY POINTS

TREND ESTIMATES

EMPLOYMENT

- increased to 9,187,800.

UNEMPLOYMENT

- decreased slightly to 671,400.

UNEMPLOYMENT RATE

- remained steady at 6.8%.

PARTICIPATION RATE

- remained steady at 63.7%.

SEASONALLY ADJUSTED ESTIMATES

EMPLOYMENT

- increased by 4,100 to 9,186,600. Full-time employment rose by 16,200 to 6,639,800 while part-time employment fell by 12,000 to 2,546,800.

UNEMPLOYMENT

- decreased by 36,100 to 660,800. The number of persons looking for full-time work decreased by 28,200 to 504,200 and the number of persons looking for part-time work decreased by 7,800 to 156,600.

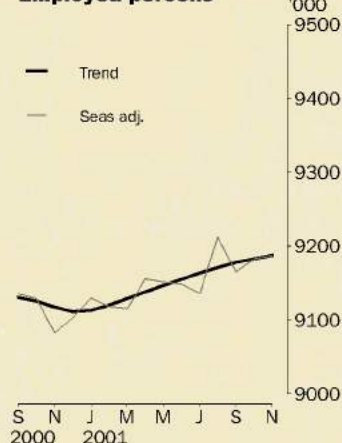
UNEMPLOYMENT RATE

- decreased by 0.3 percentage points to 6.7%. The male rate fell by 0.3 percentage points to 7.0% while the female rate fell by 0.4 percentage points to 6.4%.
- NSW 6.4% (6.6% last month), Vic 6.3% (7.0%), Qld 7.9% (8.0%), SA 6.8% (7.2%), WA 6.2% (6.8%), Tas 8.8% (8.5%).

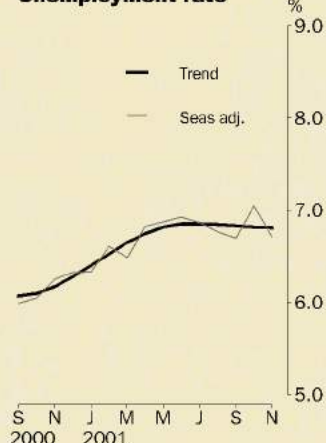
PARTICIPATION RATE

- decreased by 0.3 percentage points to 63.5%.

Employed persons



Unemployment rate



INQUIRIES

- For further information about these and related statistics, contact Mark Webb on 02 6252 6525, or the National Information and Referral Service on 1300 135 070.

LABOUR FORCE

AUSTRALIA
PRELIMINARY

EMBARGO: 11:30AM (CANBERRA TIME) THURS 17 JAN 2002

DECEMBER KEY FIGURES

TREND

	Nov 2001	Dec 2001	monthly change
Employed persons ('000)	9 184.4	9 186.2	0.0 %
Unemployed persons ('000)	668.3	666.2	-0.3 %
Unemployment rate (%)	6.8	6.8	0.0 pts
Participation rate (%)	63.6	63.5	-0.1 pts

SEASONALLY ADJUSTED

	Nov 2001	Dec 2001	monthly change
Employed persons ('000)	9 186.6	9 178.2	-8.5
Unemployed persons ('000)	660.8	659.6	-1.2
Unemployment rate (%)	6.7	6.7	0.0 pts
Participation rate (%)	63.5	63.4	-0.1 pts

DECEMBER KEY POINTS

TREND ESTIMATES

EMPLOYMENT

- increased slightly to 9,186,200.

UNEMPLOYMENT

- decreased slightly to 666,200.

UNEMPLOYMENT RATE

- remained steady at 6.8%.

PARTICIPATION RATE

- decreased to 63.5%.

SEASONALLY ADJUSTED ESTIMATES

EMPLOYMENT

- decreased by 8,500 to 9,178,200. Full-time employment fell by 16,500 to 6,623,300 while part-time employment rose by 8,100 to 2,554,900.

UNEMPLOYMENT

- decreased by 1,200 to 659,600. The number of persons looking for full-time work fell by 9,400 to 494,800 and the number of persons looking for part-time work increased by 8,200 to 164,800.

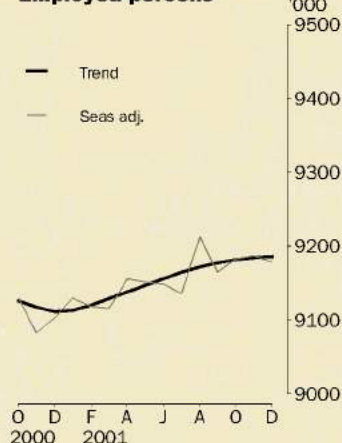
UNEMPLOYMENT RATE

- remained steady at 6.7%. The male rate fell by 0.2 percentage points to 6.7% while the female rate rose by 0.3 percentage points to 6.7%.
- NSW 6.1% (6.4% last month), Vic 6.5% (6.3%), Qld 8.0% (7.9%), SA 7.1% (6.8%), WA 6.1% (6.2%), Tas 8.4% (8.8%).

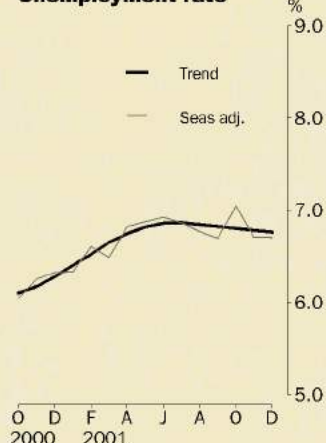
PARTICIPATION RATE

- decreased by 0.1 percentage point to 63.4%.

Employed persons



Unemployment rate



INQUIRIES

- For further information about these and related statistics, contact Mark Webb on 02 6252 6525, or the National Information and Referral Service on 1300 135 070.

LABOUR FORCE

AUSTRALIA
PRELIMINARY

EMBARGO: 11:30AM (CANBERRA TIME) THURS 14 FEB 2002

JANUARY KEY FIGURES

TREND

	Dec 2001	Jan 2002	monthly change
Employed persons ('000)	9 211.4	9 225.3	0.2 %
Unemployed persons ('000)	674.5	677.0	0.4 %
Unemployment rate (%)	6.8	6.8	0.0 pts
Participation rate (%)	63.7	63.8	0.1 pts

SEASONALLY ADJUSTED

	Dec 2001	Jan 2002	monthly change
Employed persons ('000)	9 178.2	9 280.0	101.8
Unemployed persons ('000)	659.6	694.1	34.5
Unemployment rate (%)	6.7	7.0	0.3 pts
Participation rate (%)	63.4	64.2	0.8 pts

JANUARY KEY POINTS

TREND ESTIMATES

EMPLOYMENT

- increased to 9,225,300.

UNEMPLOYMENT

- increased to 677,000.

UNEMPLOYMENT RATE

- remained steady at 6.8%.

PARTICIPATION RATE

- increased to 63.8%.

See page 2 for more
information about this
month's estimates.

SEASONALLY ADJUSTED ESTIMATES

EMPLOYMENT

- increased by 101,800 to 9,280,000. Full-time employment increased by 70,500 to 6,693,800 while part-time employment increased by 31,300 to 2,586,200.

UNEMPLOYMENT

- increased by 34,500 to 694,100. The number of persons looking for full-time work rose by 26,000 to 520,900 and the number of persons looking for part-time work rose by 8,500 to 173,300.

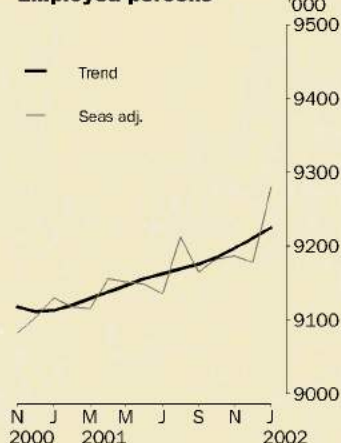
UNEMPLOYMENT RATE

- increased by 0.3 percentage points to 7.0%. The male rate increased by 0.4 percentage points to 7.1% while the female rate rose by 0.1 percentage point to 6.8%.
- NSW 6.4% (6.1% last month), Vic 6.6% (6.5%), Qld 8.2% (8.0%), SA 7.1% (7.1%), WA 7.0% (6.1%), Tas 9.1% (8.4%).

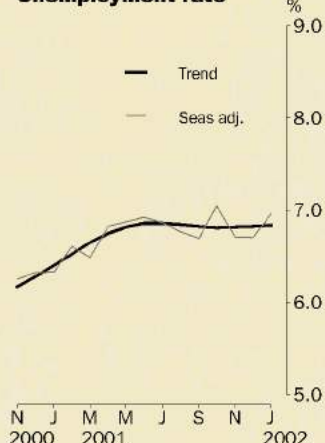
PARTICIPATION RATE

- increased by 0.8 percentage points to 64.2%.

Employed persons



Unemployment rate



INQUIRIES

- For further information about these and related statistics, contact Mark Webb on 02 6252 6525, or the National Information and Referral Service on 1300 135 070.

LABOUR FORCE

**AUSTRALIA
PRELIMINARY**

EMBARGO: 11:30AM (CANBERRA TIME) THURS 14 MAR 2002

FEBRUARY KEY FIGURES

TREND

	Jan 2002	Feb 2002	monthly change
Employed persons ('000)	9 241.2	9 258.6	0.2 %
Unemployed persons ('000)	672.3	670.2	-0.3 %
Unemployment rate (%)	6.8	6.7	0.0 pts
Participation rate (%)	63.8	63.9	0.0 pts

SEASONALLY ADJUSTED

	Jan 2002	Feb 2002	monthly change
Employed persons ('000)	9 262.7	9 283.1	20.4
Unemployed persons ('000)	692.5	652.5	-40.0
Unemployment rate (%)	7.0	6.6	-0.4 pts
Participation rate (%)	64.1	63.9	-0.2 pts

FEBRUARY KEY POINTS

TREND ESTIMATES

EMPLOYMENT

- increased to 9,258,600.

UNEMPLOYMENT

- decreased to 670,200.

UNEMPLOYMENT RATE

- decreased marginally to 6.7%.

PARTICIPATION RATE

- increased slightly to 63.9%.

SEASONALLY ADJUSTED ESTIMATES

EMPLOYMENT

- increased by 20,400 to 9,283,100. Full-time employment decreased by 22,800 to 6,664,100 while part-time employment increased by 43,300 to 2,619,000.

UNEMPLOYMENT

- decreased by 40,000 to 652,500. The number of persons looking for full-time work fell by 16,900 to 501,600 and the number of persons looking for part-time work fell by 23,000 to 150,900.

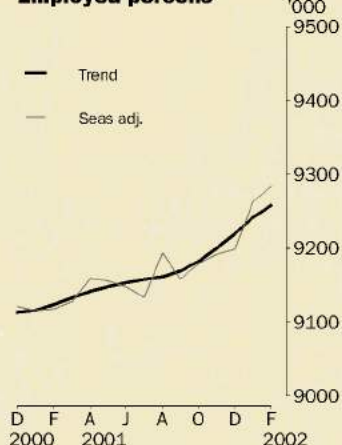
UNEMPLOYMENT RATE

- decreased by 0.4 percentage points to 6.6%. The male rate fell by 0.2 percentage points to 6.9%, while the female rate fell by 0.7 percentage points to 6.2%.
- NSW 5.8% (6.4% last month), Vic 6.3% (6.6%), Qld 8.0% (8.1%), SA 7.2% (7.1%), WA 6.3% (7.0%), Tas 8.6% (9.0%).

PARTICIPATION RATE

- decreased by 0.2 percentage points to 63.9%.

Employed persons



Unemployment rate



INQUIRIES

- For further information about these and related statistics, contact Mark Webb on 02 6252 6525, or the National Information and Referral Service on 1300 135 070.

LABOUR FORCE

**AUSTRALIA
PRELIMINARY**

EMBARGO: 11:30AM (CANBERRA TIME) THURS 11 APR 2002

MARCH KEY FIGURES

TREND

	Feb 2002	Mar 2002	monthly change
Employed persons ('000)	9 270.3	9 293.3	0.2 %
Unemployed persons ('000)	656.8	648.0	-1.3 %
Unemployment rate (%)	6.6	6.5	-0.1 pts
Participation rate (%)	63.9	63.9	0.0 pts

SEASONALLY ADJUSTED

	Feb 2002	Mar 2002	monthly change
Employed persons ('000)	9 283.1	9 304.3	21.2
Unemployed persons ('000)	652.5	622.3	-30.3
Unemployment rate (%)	6.6	6.3	-0.3 pts
Participation rate (%)	63.9	63.8	-0.1 pts

MARCH KEY POINTS

TREND ESTIMATES

EMPLOYMENT

- increased to 9,293,300.

UNEMPLOYMENT

- decreased to 648,000.

UNEMPLOYMENT RATE

- decreased to 6.5%.

PARTICIPATION RATE

- remained at 63.9%.

SEASONALLY ADJUSTED ESTIMATES

EMPLOYMENT

- increased by 21,200 to 9,304,300. Full-time employment increased by 36,500 to 6,700,600 while part-time employment decreased by 15,300 to 2,603,700.

UNEMPLOYMENT

- decreased by 30,300 to 622,300. The number of persons looking for full-time work fell by 27,600 to 474,100 and the number of persons looking for part-time work fell by 2,700 to 148,200.

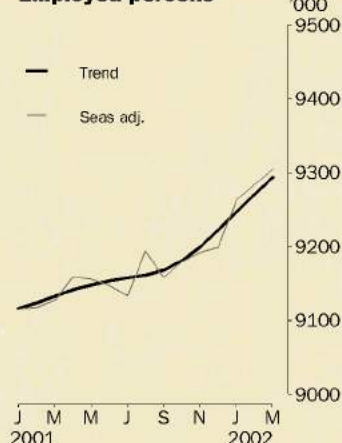
UNEMPLOYMENT RATE

- decreased by 0.3 percentage points to 6.3%. The male rate fell by 0.2 percentage points to 6.6%, while the female rate fell by 0.4 percentage points to 5.8%.
- NSW 6.0% (5.8% last month), Vic 5.8% (6.3%), Qld 7.6% (8.0%), SA 6.6% (7.2%), WA 5.6% (6.3%) Tas 8.1% (8.6%).

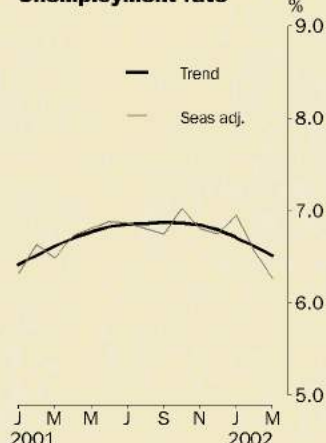
PARTICIPATION RATE

- decreased by 0.1 percentage point to 63.8%.

Employed persons



Unemployment rate



INQUIRIES

- For further information about these and related statistics, contact Mark Webb on 02 6252 6525, or the National Information and Referral Service on 1300 135 070.

LABOUR FORCE

AUSTRALIA
PRELIMINARY

EMBARGO: 11:30AM (CANBERRA TIME) THURS 9 MAY 2002

APRIL KEY FIGURES

TREND

	Mar 2002	Apr 2002	monthly change
Employed persons ('000)	9 281.9	9 292.6	0.1 %
Unemployed persons ('000)	641.1	628.9	-1.9 %
Unemployment rate (%)	6.5	6.3	-0.1 pts
Participation rate (%)	63.8	63.7	-0.1 pts

SEASONALLY ADJUSTED

	Mar 2002	Apr 2002	monthly change
Employed persons ('000)	9 304.3	9 260.8	-43.5
Unemployed persons ('000)	622.3	621.6	-0.7
Unemployment rate (%)	6.3	6.3	0.0 pts
Participation rate (%)	63.8	63.4	-0.4 pts

APRIL KEY POINTS

TREND ESTIMATES

EMPLOYMENT

- increased to 9,292,600.

UNEMPLOYMENT

- decreased to 628,900.

UNEMPLOYMENT RATE

- decreased to 6.3%.

PARTICIPATION RATE

- decreased to 63.7%.

SEASONALLY ADJUSTED ESTIMATES

EMPLOYMENT

- decreased by 43,500 to 9,260,800. Full-time employment decreased by 55,100 to 6,645,500 while part-time employment increased by 11,600 to 2,615,300.

UNEMPLOYMENT

- decreased slightly to 621,600. The number of persons looking for full-time work fell slightly to 473,400 and the number of persons looking for part-time work remained at 148,200.

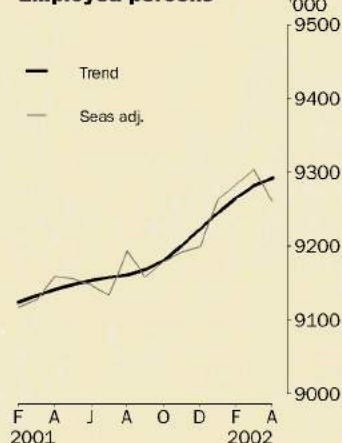
UNEMPLOYMENT RATE

- remained steady at 6.3%. The male rate increased to 6.7% and the female rate remained steady at 5.8%.
- NSW 6.0% (6.0% last month), Vic 5.7% (5.8%), Qld 7.6% (7.6%), SA 6.6% (6.6%), WA 6.3% (5.6%), Tas 8.0% (8.1%).

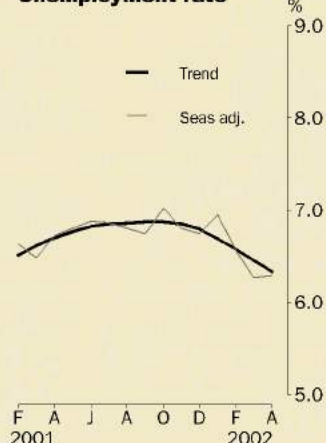
PARTICIPATION RATE

- decreased by 0.4 percentage points to 63.4%.

Employed persons



Unemployment rate



INQUIRIES

- For further information about these and related statistics, contact Narrisa Gilbert on 02 6252 5283, or the National Information and Referral Service on 1300 135 070.

LABOUR FORCE

AUSTRALIA
PRELIMINARY

EMBARGO: 11:30AM (CANBERRA TIME) THURS 6 JUNE 2002

MAY KEY FIGURES

TREND

	Apr 2002	May 2002	monthly change
Employed persons ('000)	9 294.3	9 302.7	0.1 %
Unemployed persons ('000)	628.2	619.6	-1.4 %
Unemployment rate (%)	6.3	6.2	-0.1 pts
Participation rate (%)	63.7	63.6	-0.1 pts

SEASONALLY ADJUSTED

	Apr 2002	May 2002	monthly change
Employed persons ('000)	9 260.8	9 305.2	44.4
Unemployed persons ('000)	621.6	622.5	0.9
Unemployment rate (%)	6.3	6.3	0.0 pts
Participation rate (%)	63.4	63.6	0.2 pts

MAY KEY POINTS

TREND ESTIMATES

EMPLOYMENT

- increased to 9,302,700.

UNEMPLOYMENT

- decreased to 619,600.

UNEMPLOYMENT RATE

- decreased to 6.2%.

PARTICIPATION RATE

- decreased to 63.6%.

SEASONALLY ADJUSTED ESTIMATES

EMPLOYMENT

- increased by 44,400 to 9,305,200. Full-time employment increased by 75,300 to 6,720,700 while part-time employment decreased by 30,900 to 2,584,400.

UNEMPLOYMENT

- increased slightly to 622,500. The number of persons looking for full-time work decreased by 8,900 to 464,500 and the number of persons looking for part-time work increased by 9,800 to 158,000.

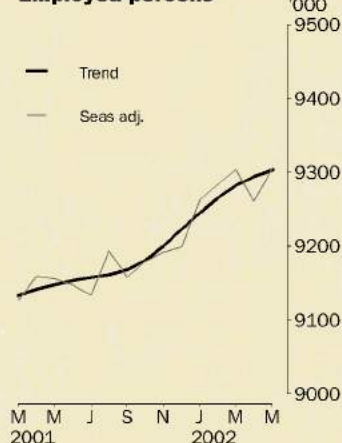
UNEMPLOYMENT RATE

- remained steady at 6.3%. The male rate decreased to 6.6% and the female rate increased to 5.9%.
- NSW 6.1% (6.0% last month), Vic 5.7% (5.7%), Qld 7.5% (7.6%), SA 6.6% (6.6%), WA 6.5% (6.3%), Tas 8.5% (8.0%).

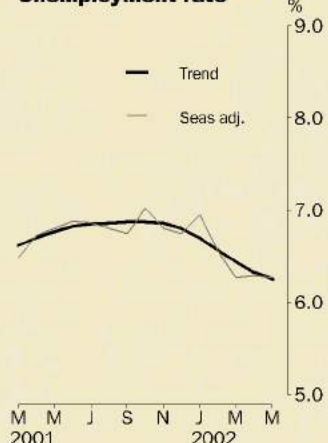
PARTICIPATION RATE

- increased by 0.2 percentage points to 63.6%.

Employed persons



Unemployment rate



INQUIRIES

- For further information about these and related statistics, contact Narrisa Gilbert on 02 6252 5283, or the National Information and Referral Service on 1300 135 070.

LABOUR FORCE

AUSTRALIA
PRELIMINARY

EMBARGO: 11:30AM (CANBERRA TIME) THURS 11 JUL 2002

JUNE KEY FIGURES

TREND

	May 2002	Jun 2002	monthly change
Employed persons ('000)	9 304.4	9 311.5	0.1 %
Unemployed persons ('000)	627.0	623.6	-0.5 %
Unemployment rate (%)	6.3	6.3	0.0 pts
Participation rate (%)	63.7	63.6	0.0 pts

SEASONALLY ADJUSTED

	May 2002	Jun 2002	monthly change
Employed persons ('000)	9 305.2	9 317.8	12.6
Unemployed persons ('000)	622.5	643.9	21.4
Unemployment rate (%)	6.3	6.5	0.2 pts
Participation rate (%)	63.6	63.7	0.1 pts

JUNE KEY POINTS

TREND ESTIMATES

EMPLOYMENT

- increased to 9,311,500.

UNEMPLOYMENT

- decreased to 623,600.

UNEMPLOYMENT RATE

- decreased slightly, but the rounded estimate remained at 6.3%.

PARTICIPATION RATE

- decreased slightly to 63.6%.

SEASONALLY ADJUSTED ESTIMATES

EMPLOYMENT

- increased by 12,600 to 9,317,800. Full-time employment decreased by 67,800 to 6,652,900 while part-time employment increased by 80,500 to 2,664,900.

UNEMPLOYMENT

- increased by 21,400 to 643,900. The number of persons looking for full-time work increased by 27,800 to 492,300 and the number of persons looking for part-time work decreased by 6,400 to 151,600.

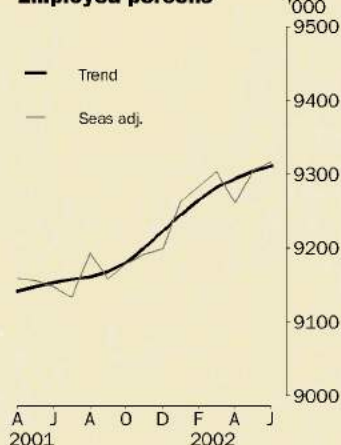
UNEMPLOYMENT RATE

- increased by 0.2 percentage points to 6.5%. The female rate increased by 0.5 percentage points to 6.4% and the male rate decreased to 6.5%.
- NSW 6.3% (6.1% last month), Vic 6.3% (5.7%), Qld 7.5% (7.5%), SA 6.9% (6.6%), WA 5.7% (6.5%), Tas 8.6% (8.5%).

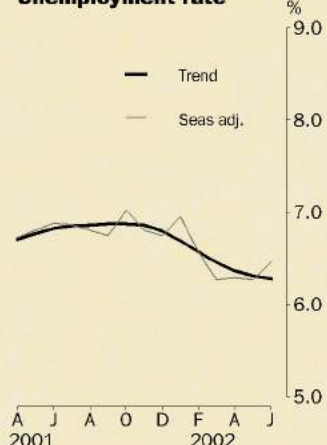
PARTICIPATION RATE

- increased by 0.1 percentage point to 63.7%.

Employed persons



Unemployment rate



INQUIRIES

- For further information about these and related statistics, contact Mark Webb on 02 6252 6525, or the National Information and Referral Service on 1300 135 070.

LABOUR FORCE

AUSTRALIA
PRELIMINARY

EMBARGO: 11:30AM (CANBERRA TIME) THURS 8 AUG 2002

JULY KEY FIGURES

TREND

	Jun 2002	Jul 2002	monthly change
Employed persons ('000)	9 302.8	9 302.9	0.0 %
Unemployed persons ('000)	620.4	616.2	-0.7 %
Unemployment rate (%)	6.3	6.2	0.0 pts
Participation rate (%)	63.5	63.4	-0.1 pts

SEASONALLY ADJUSTED

	Jun 2002	Jul 2002	monthly change
Employed persons ('000)	9 317.8	9 289.5	-28.3
Unemployed persons ('000)	643.9	609.4	-34.5
Unemployment rate (%)	6.5	6.2	-0.3 pts
Participation rate (%)	63.7	63.3	-0.5 pts

JULY KEY POINTS

TREND ESTIMATES

EMPLOYMENT

- increased marginally to 9,302,900.

UNEMPLOYMENT

- decreased to 616,200.

UNEMPLOYMENT RATE

- decreased marginally to 6.2%.

PARTICIPATION RATE

- decreased to 63.4%.

SEASONALLY ADJUSTED ESTIMATES

EMPLOYMENT

- decreased by 28,300 to 9,289,500. Full-time employment decreased by 17,900 to 6,635,000 and part-time employment decreased by 10,500 to 2,654,400.

UNEMPLOYMENT

- decreased by 34,500 to 609,400. The number of persons looking for full-time work decreased by 35,000 to 457,300 and the number of persons looking for part-time work increased slightly to 152,000.

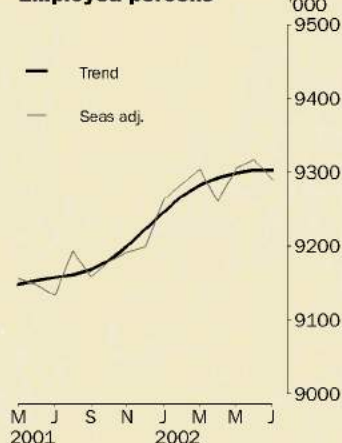
UNEMPLOYMENT RATE

- decreased by 0.3 percentage points to 6.2%. The male and female rates decreased by 0.3 percentage points to 6.2% and 6.1% respectively.
- NSW 6.2% (6.3% last month), Vic 5.3% (6.3%), Qld 7.2% (7.5%), SA 6.5% (6.9%), WA 6.0% (5.7%), Tas 9.5% (8.6%).

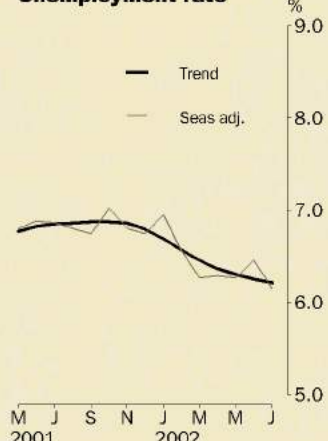
PARTICIPATION RATE

- decreased by 0.5 percentage points to 63.3%.

Employed persons



Unemployment rate



INQUIRIES

- For further information about these and related statistics, contact Mark Webb on 02 6252 6525, or the National Information and Referral Service on 1300 135 070.

LABOUR FORCE

**AUSTRALIA
PRELIMINARY**

EMBARGO: 11:30AM (CANBERRA TIME) THURS 12 SEP 2002

AUGUST KEY FIGURES

TREND

	Jul 2002	Aug 2002	monthly change
Employed persons ('000)	9 323.2	9 334.9	0.1 %
Unemployed persons ('000)	619.9	620.4	0.1 %
Unemployment rate (%)	6.2	6.2	0.0 pts
Participation rate (%)	63.6	63.6	0.0 pts

SEASONALLY ADJUSTED

	Jul 2002	Aug 2002	monthly change
Employed persons ('000)	9 289.5	9 378.0	88.5
Unemployed persons ('000)	609.4	622.7	13.4
Unemployment rate (%)	6.2	6.2	0.1 pts
Participation rate (%)	63.3	63.8	0.6 pts

AUGUST KEY POINTS

TREND ESTIMATES

EMPLOYMENT

- increased to 9,334,900.

UNEMPLOYMENT

- increased slightly to 620,400.

UNEMPLOYMENT RATE

- remained steady at 6.2%.

PARTICIPATION RATE

- remained steady at 63.6%.

SEASONALLY ADJUSTED ESTIMATES

EMPLOYMENT

- increased by 88,500 to 9,378,000. Full-time employment increased by 87,700 to 6,722,700 and part-time employment increased marginally to 2,655,300.

UNEMPLOYMENT

- increased by 13,400 to 622,700. The number of persons looking for full-time work increased marginally to 457,700 and the number of persons looking for part-time work increased by 12,900 to 165,000.

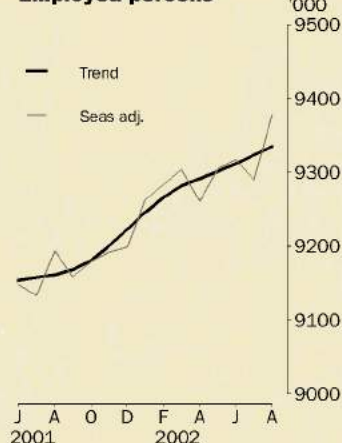
UNEMPLOYMENT RATE

- increased by 0.1 percentage point to 6.2%. The male rate rose by 0.1 percentage point to 6.4% and the female rate remained at 6.1%.
- NSW 5.3% (6.2% last month), Vic 6.0% (5.3%), Qld 7.2% (7.2%), SA 6.7% (6.5%), WA 6.6% (6.0%), Tas 8.2% (9.5%).

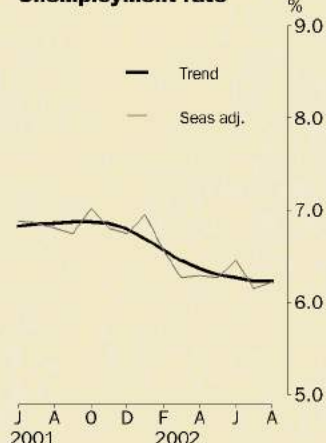
PARTICIPATION RATE

- increased by 0.6 percentage points to 63.8%.

Employed persons



Unemployment rate



INQUIRIES

- For further information about these and related statistics, contact Mark Webb on 02 6252 6525, or the National Information and Referral Service on 1300 135 070.

LABOUR FORCE

**AUSTRALIA
PRELIMINARY**

EMBARGO: 11:30AM (CANBERRA TIME) THURS 10 OCT 2002

SEPTEMBER KEY FIGURES

TREND

	Aug 2002	Sep 2002	monthly change
Employed persons ('000)	9 337.3	9 349.0	0.1 %
Unemployed persons ('000)	620.2	619.7	-0.1 %
Unemployment rate (%)	6.2	6.2	0.0 pts
Participation rate (%)	63.6	63.6	0.0 pts

SEASONALLY ADJUSTED

	Aug 2002	Sep 2002	monthly change
Employed persons ('000)	9 378.0	9 347.3	-30.7
Unemployed persons ('000)	622.7	617.1	-5.6
Unemployment rate (%)	6.2	6.2	0.0 pts
Participation rate (%)	63.8	63.5	-0.3 pts

SEPTEMBER KEY POINTS

TREND ESTIMATES

EMPLOYMENT

- increased to 9,349,000.

UNEMPLOYMENT

- decreased slightly to 619,700.

UNEMPLOYMENT RATE

- remained steady at 6.2%.

PARTICIPATION RATE

- remained steady at 63.6%.

SEASONALLY ADJUSTED ESTIMATES

EMPLOYMENT

- decreased by 30,700 to 9,347,300. Full-time employment increased by 11,700 to 6,734,400 and part-time employment decreased by 42,400 to 2,612,900.

UNEMPLOYMENT

- decreased by 5,600 to 617,100. The number of persons looking for full-time work decreased by 4,500 to 453,200 and the number of persons looking for part-time work decreased by 1,100 to 163,900.

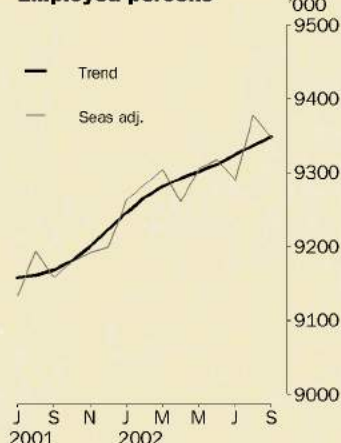
UNEMPLOYMENT RATE

- remained steady at 6.2%. The male rate fell by 0.1 percentage point to 6.2% and the female rate increased slightly, but the rounded estimate remained at 6.1%.
- NSW 6.0% (5.3% last month), Vic 5.8% (6.0%), Qld 7.0% (7.2%), SA 6.4% (6.7%), WA 6.2% (6.6%), Tas 9.0% (8.2%).

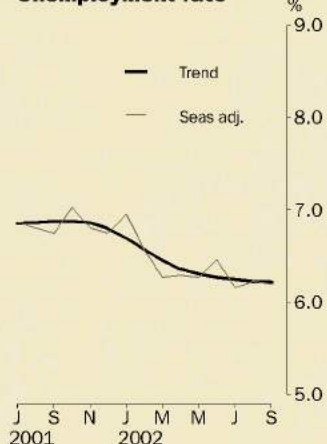
PARTICIPATION RATE

- decreased by 0.3 percentage points to 63.5%.

Employed persons



Unemployment rate



INQUIRIES

- For further information about these and related statistics, contact Mark Webb on 02 6252 6525, or the National Information and Referral Service on 1300 135 070.

LABOUR FORCE

AUSTRALIA
PRELIMINARY

EMBARGO: 11:30AM (CANBERRA TIME) THURS 7 NOV 2002

OCTOBER KEY FIGURES

TREND

	Sep 2002	Oct 2002	monthly change
Employed persons ('000)	9 352.2	9 364.6	0.1 %
Unemployed persons ('000)	613.8	609.4	-0.7 %
Unemployment rate (%)	6.2	6.1	0.0 pts
Participation rate (%)	63.5	63.5	0.0 pts

SEASONALLY ADJUSTED

	Sep 2002	Oct 2002	monthly change
Employed persons ('000)	9 347.3	9 363.1	15.8
Unemployed persons ('000)	617.1	598.6	-18.5
Unemployment rate (%)	6.2	6.0	-0.2 pts
Participation rate (%)	63.5	63.4	-0.1 pts

OCTOBER KEY POINTS

TREND ESTIMATES

EMPLOYMENT

- increased to 9,364,600.

UNEMPLOYMENT

- decreased to 609,400.

UNEMPLOYMENT RATE

- decreased marginally to 6.1%.

PARTICIPATION RATE

- remained steady at 63.5%.

SEASONALLY ADJUSTED ESTIMATES

EMPLOYMENT

- increased by 15,800 to 9,363,100. Full-time employment decreased by 59,900 to 6,674,500 and part-time employment increased by 75,700 to 2,688,600.

UNEMPLOYMENT

- decreased by 18,500 to 598,600. The number of persons looking for full-time work decreased by 17,200 to 436,000 and the number of persons looking for part-time work decreased by 1,300 to 162,700.

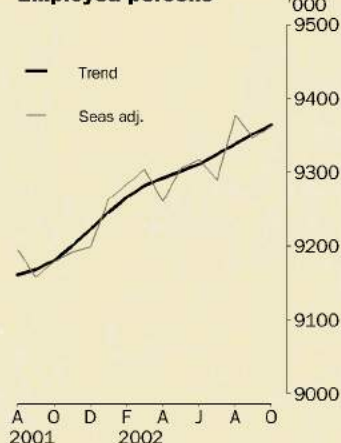
UNEMPLOYMENT RATE

- decreased by 0.2 percentage points to 6.0%. The male rate fell by 0.1 percentage point to 6.1% and the female rate fell by 0.2 percentage points to 5.9%.
- NSW 5.6% (6.0% last month), Vic 5.9% (5.8%), Qld 7.0% (7.0%), SA 6.3% (6.4%), WA 6.0% (6.2%), Tas 8.2% (9.0%).

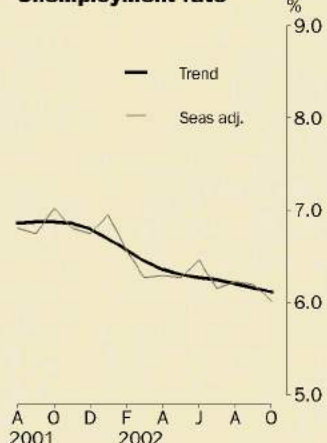
PARTICIPATION RATE

- decreased by 0.1 percentage point to 63.4%.

Employed persons



Unemployment rate



INQUIRIES

- For further information about these and related statistics, contact Narrisa Gilbert on 02 6252 5283, or the National Information and Referral Service on 1300 135 070.

LABOUR FORCE

AUSTRALIA
PRELIMINARY

EMBARGO: 11:30AM (CANBERRA TIME) THURS 12 DEC 2002

NOVEMBER KEY FIGURES

TREND

	Oct 2002	Nov 2002	monthly change
Employed persons ('000)	9 379.2	9 393.6	0.2 %
Unemployed persons ('000)	611.6	609.0	-0.4 %
Unemployment rate (%)	6.1	6.1	0.0 pts
Participation rate (%)	63.6	63.6	0.0 pts

SEASONALLY ADJUSTED

	Oct 2002	Nov 2002	monthly change
Employed persons ('000)	9 363.1	9 423.6	60.4
Unemployed persons ('000)	598.6	616.8	18.2
Unemployment rate (%)	6.0	6.1	0.1 pts
Participation rate (%)	63.4	63.8	0.4 pts

NOVEMBER KEY POINTS

TREND ESTIMATES

EMPLOYMENT

- increased to 9,393,600.

UNEMPLOYMENT

- decreased to 609,000.

UNEMPLOYMENT RATE

- remained at 6.1%.

PARTICIPATION RATE

- remained steady at 63.6%.

SEASONALLY ADJUSTED ESTIMATES

EMPLOYMENT

- increased by 60,400 to 9,423,600. Full-time employment increased by 57,300 to 6,731,800 and part-time employment increased by 3,100 to 2,691,800.

UNEMPLOYMENT

- increased by 18,200 to 616,800. The number of persons looking for full-time work increased by 22,300 to 458,200 and the number of persons looking for part-time work decreased by 4,100 to 158,600.

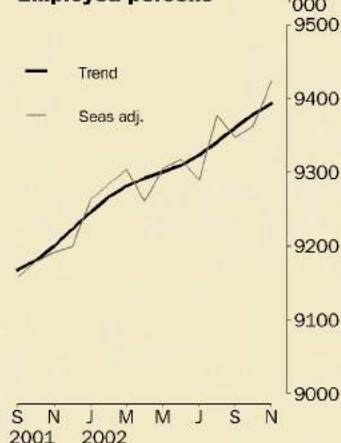
UNEMPLOYMENT RATE

- increased by 0.1 percentage point to 6.1%. The male rate remained steady at 6.1% and the female rate rose by 0.3 percentage points to 6.2%.
- NSW 6.0% (5.6% last month), Vic 5.7% (5.9%), Qld 6.9% (7.0%), SA 6.1% (6.3%), WA 5.9% (6.0%), Tas 7.9% (8.2%).

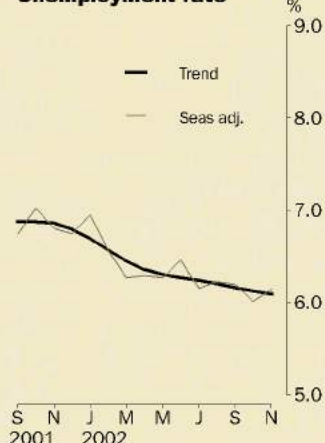
PARTICIPATION RATE

- increased by 0.4 percentage points to 63.8%.

Employed persons



Unemployment rate



INQUIRIES

- For further information about these and related statistics, contact Michael Johnson on 02 6252 6525, or the National Information and Referral Service on 1300 135 070.

LABOUR FORCE

AUSTRALIA
PRELIMINARY

EMBARGO: 11:30AM (CANBERRA TIME) THURS 16 JAN 2003

DECEMBER KEY FIGURES

TREND

	Nov 2002	Dec 2002	monthly change
Employed persons ('000)	9 414.7	9 438.6	0.3 %
Unemployed persons ('000)	614.7	615.3	0.1 %
Unemployment rate (%)	6.1	6.1	0.0 pts
Participation rate (%)	63.8	63.9	0.1 pts

SEASONALLY ADJUSTED

	Nov 2002	Dec 2002	monthly change
Employed persons ('000)	9 423.6	9 475.6	52.1
Unemployed persons ('000)	616.8	628.4	11.7
Unemployment rate (%)	6.1	6.2	0.1 pts
Participation rate (%)	63.8	64.2	0.3 pts

DECEMBER KEY POINTS

TREND ESTIMATES

EMPLOYMENT

- increased to 9,438,600.

UNEMPLOYMENT

- increased to 615,300.

UNEMPLOYMENT RATE

- remained at 6.1%.

PARTICIPATION RATE

- increased to 63.9%.

SEASONALLY ADJUSTED ESTIMATES

EMPLOYMENT

- increased by 52,100 to 9,475,600. Full-time employment increased by 49,500 to 6,781,300 and part-time employment increased by 2,500 to 2,694,300.

UNEMPLOYMENT

- increased by 11,700 to 628,400. The number of persons looking for full-time work increased by 3,100 to 461,300 and the number of persons looking for part-time work increased by 8,500 to 167,100.

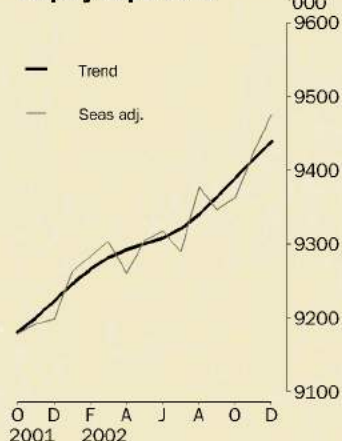
UNEMPLOYMENT RATE

- increased by 0.1 percentage point to 6.2%. The male rate increased by 0.2 percentage points to 6.3% and the female rate fell by 0.1 percentage point to 6.1%.
- NSW 6.1% (6.0% last month), Vic 5.8% (5.7%), Qld 7.1% (6.9%), SA 5.6% (6.1%), WA 6.4% (5.9%), Tas 9.5% (7.9%).

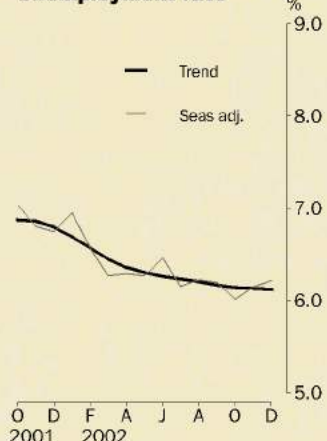
PARTICIPATION RATE

- increased by 0.3 percentage points to 64.2%.

Employed persons



Unemployment rate



INQUIRIES

- For further information about these and related statistics, contact Marjory Smith on 02 6252 6525, or the National Information and Referral Service on 1300 135 070.

LABOUR FORCE

AUSTRALIA
PRELIMINARY

EMBARGO: 11:30AM (CANBERRA TIME) THURS 13 FEB 2003

JANUARY KEY FIGURES

TREND

	Dec 2002	Jan 2003	monthly change
Employed persons ('000)	9 477.3	9 517.4	0.4 %
Unemployed persons ('000)	617.1	620.4	0.5 %
Unemployment rate (%)	6.1	6.1	0.0 pts
Participation rate (%)	64.1	64.3	0.2 pts

SEASONALLY ADJUSTED

	Dec 2002	Jan 2003	monthly change
Employed persons ('000)	9 475.6	9 586.6	111.0
Unemployed persons ('000)	628.4	619.9	-8.5
Unemployment rate (%)	6.2	6.1	-0.1 pts
Participation rate (%)	64.2	64.7	0.6 pts

JANUARY KEY POINTS

TREND ESTIMATES

EMPLOYMENT

- increased to 9,517,400.

UNEMPLOYMENT

- increased to 620,400.

UNEMPLOYMENT RATE

- remained at 6.1%.

PARTICIPATION RATE

- increased to 64.3%.

NOTE!

See page 2 for more information about this month's estimates.

SEASONALLY ADJUSTED ESTIMATES

EMPLOYMENT

- increased by 111,000 to 9,586,600. Full-time employment increased by 72,400 to 6,853,700 and part-time employment increased by 38,600 to 2,732,900.

UNEMPLOYMENT

- decreased by 8,500 to 619,900. The number of persons looking for full-time work increased by 6,500 to 467,800 and the number of persons looking for part-time work decreased by 15,100 to 152,100.

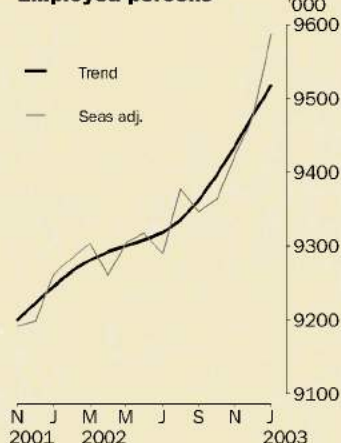
UNEMPLOYMENT RATE

- decreased by 0.1 percentage point to 6.1%. The male rate decreased slightly to 6.2% and the female rate fell by 0.3 percentage points to 5.9%.
- NSW 5.9% (6.1% last month), Vic 5.6% (5.8%), Qld 6.9% (7.1%), SA 6.1% (5.6%), WA 6.0% (6.4%), Tas 8.6% (9.5%).

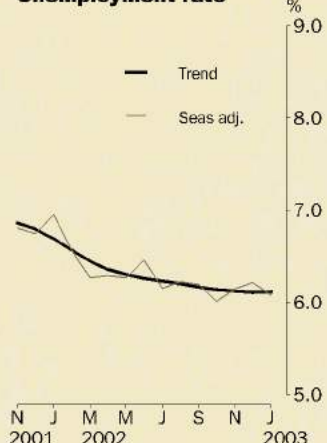
PARTICIPATION RATE

- increased by 0.6 percentage points to 64.7%.

Employed persons



Unemployment rate



INQUIRIES

- For further information about these and related statistics, contact Peter Bradbury on 02 6252 6525, or the National Information and Referral Service on 1300 135 070.

LABOUR FORCE

AUSTRALIA
PRELIMINARY

EMBARGO: 11:30AM (CANBERRA TIME) THURS 13 MAR 2003

FEBRUARY KEY FIGURES

TREND

	Jan 2003	Feb 2003	monthly change
Employed persons ('000)	9 526.1	9 559.6	0.4 %
Unemployed persons ('000)	614.2	614.4	0.0 %
Unemployment rate (%)	6.1	6.0	0.0 pts
Participation rate (%)	64.3	64.5	0.2 pts

SEASONALLY ADJUSTED

	Jan 2003	Feb 2003	monthly change
Employed persons ('000)	9 575.8	9 563.5	-12.3
Unemployed persons ('000)	619.7	609.7	-10.0
Unemployment rate (%)	6.1	6.0	-0.1 pts
Participation rate (%)	64.7	64.4	-0.2 pts

FEBRUARY KEY POINTS

TREND ESTIMATES

EMPLOYMENT

- increased to 9,559,600.

UNEMPLOYMENT

- increased marginally to 614,400.

UNEMPLOYMENT RATE

- decreased marginally to 6.0%.

PARTICIPATION RATE

- increased to 64.5%.

NOTE! Seasonally adjusted estimates incorporate results of annual reanalysis - see explanatory note 17.

SEASONALLY ADJUSTED ESTIMATES

EMPLOYMENT

- decreased by 12,300 to 9,563,500. Full-time employment increased by 10,000 to 6,852,100 and part-time employment decreased by 22,300 to 2,711,400.

UNEMPLOYMENT

- decreased by 10,000 to 609,700. The number of persons looking for full-time work decreased by 8,600 to 458,200 and the number of persons looking for part-time work decreased by 1,400 to 151,600.

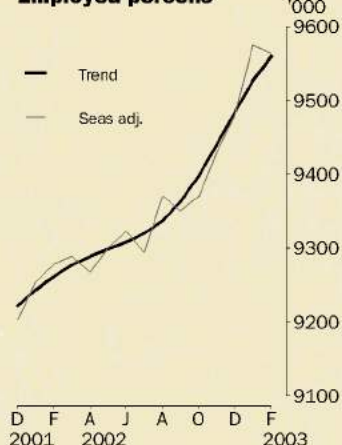
UNEMPLOYMENT RATE

- decreased by 0.1 percentage point to 6.0%. The male and female rates both decreased by 0.1 percentage point to 6.1% and 5.8% respectively.
- NSW 5.9% (6.0% last month), Vic 5.2% (5.5%), Qld 6.9% (6.8%), SA 6.3% (6.1%), WA 5.6% (6.0%), Tas 9.7% (8.6%).

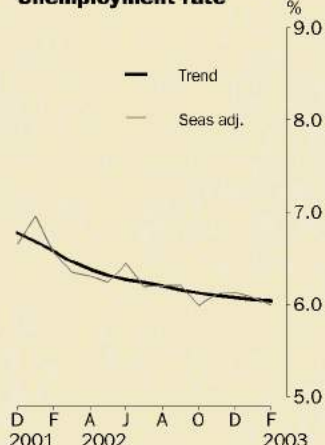
PARTICIPATION RATE

- decreased by 0.2 percentage points to 64.4%.

Employed persons



Unemployment rate



INQUIRIES

- For further information about these and related statistics, contact Peter Bradbury on 02 6252 6525, or the National Information and Referral Service on 1300 135 070.

LABOUR FORCE

AUSTRALIA
PRELIMINARY

EMBARGO: 11:30AM (CANBERRA TIME) THURS 10 APR 2003

MARCH KEY FIGURES

TREND

	Feb 2003	Mar 2003	monthly change
Employed persons ('000)	9 545.9	9 567.9	0.2 %
Unemployed persons ('000)	617.9	619.9	0.3 %
Unemployment rate (%)	6.1	6.1	0.0 pts
Participation rate (%)	64.4	64.5	0.1 pts

SEASONALLY ADJUSTED

	Feb 2003	Mar 2003	monthly change
Employed persons ('000)	9 563.5	9 520.7	-42.8
Unemployed persons ('000)	609.7	625.6	15.9
Unemployment rate (%)	6.0	6.2	0.2 pts
Participation rate (%)	64.4	64.1	-0.3 pts

MARCH KEY POINTS

TREND ESTIMATES

EMPLOYMENT

- increased to 9,567,900.

UNEMPLOYMENT

- increased to 619,900.

UNEMPLOYMENT RATE

- remained at 6.1%.

PARTICIPATION RATE

- increased to 64.5%.

SEASONALLY ADJUSTED ESTIMATES

EMPLOYMENT

- decreased by 42,800 to 9,520,700. Full-time employment decreased by 64,800 to 6,787,400 and part-time employment increased by 21,900 to 2,733,300.

UNEMPLOYMENT

- increased by 15,900. The number of persons looking for full-time work increased by 23,300 to 481,500 and the number of persons looking for part-time work decreased by 7,400 to 144,200.

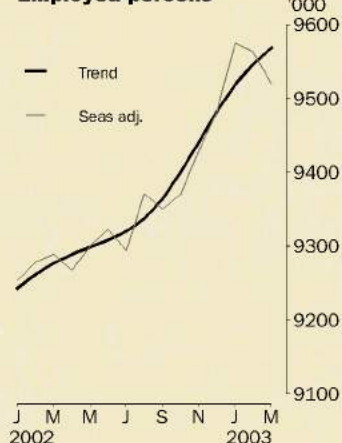
UNEMPLOYMENT RATE

- increased by 0.2 percentage points to 6.2%.
- NSW 5.8% (5.9% last month), Vic 5.5% (5.2%), Qld 7.6% (6.9%), SA 6.0% (6.3%), WA 5.4% (5.6%), Tas 9.0% (9.7%).

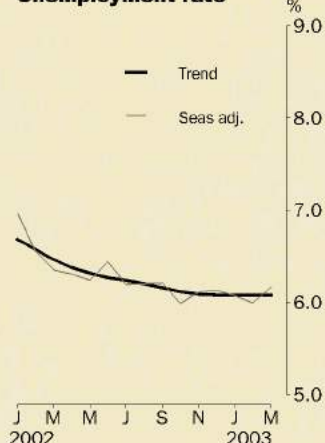
PARTICIPATION RATE

- decreased by 0.3 percentage points to 64.1%.

Employed persons



Unemployment rate



INQUIRIES

- For further information about these and related statistics, contact Michael Johnson on 02 6252 6525, or the National Information and Referral Service on 1300 135 070.

LABOUR FORCE AUSTRALIA

EMBARGO: 11:30AM (CANBERRA TIME) THURS 8 MAY 2003

APRIL KEY FIGURES

TREND

	Mar 2003	Apr 2003	monthly change
Employed persons ('000)	9 547.0	9 550.4	0.0 %
Unemployed persons ('000)	620.6	623.1	0.4 %
Unemployment rate (%)	6.1	6.1	0.0 pts
Participation rate (%)	64.3	64.3	0.0 pts

SEASONALLY ADJUSTED

	Mar 2003	Apr 2003	monthly change
Employed persons ('000)	9 520.7	9 506.4	-14.3
Unemployed persons ('000)	625.6	622.7	-2.9
Unemployment rate (%)	6.2	6.1	0.0 pts
Participation rate (%)	64.1	64.0	-0.2 pts

APRIL KEY POINTS

TREND ESTIMATES

EMPLOYMENT

- increased to 9,550,400.

UNEMPLOYMENT

- increased to 623,100.

UNEMPLOYMENT RATE

- remained at 6.1%.

PARTICIPATION RATE

- remained at 64.3%.

SEASONALLY ADJUSTED ESTIMATES

EMPLOYMENT

- decreased by 14,300 to 9,506,400. Full-time employment decreased by 12,000 to 6,775,400 and part-time employment decreased by 2,300 to 2,731,000.

UNEMPLOYMENT

- decreased by 2,900 to 622,700. The number of persons looking for full-time work decreased by 13,500 to 468,000 and the number of persons looking for part-time work increased by 10,600 to 154,700.

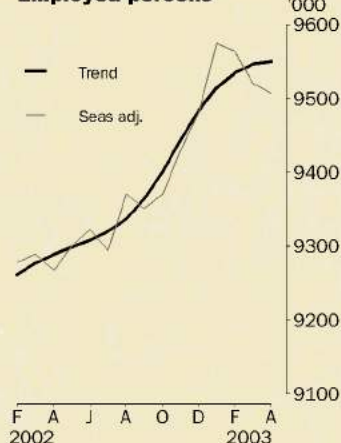
UNEMPLOYMENT RATE

- decreased marginally to 6.1%. The male rate increased by 0.3 percentage points to 6.4% and the female rate decreased by 0.4 percentage points to 5.9%.
- NSW 6.0% (5.8% last month), Vic 5.9% (5.5%), Qld 7.0% (7.6%), SA 6.2% (6.0%), WA 5.9% (5.4%), Tas 7.7% (9.0%).

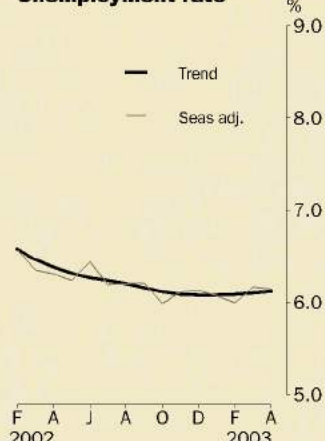
PARTICIPATION RATE

- decreased by 0.2 percentage points to 64.0%.

Employed persons



Unemployment rate



INQUIRIES

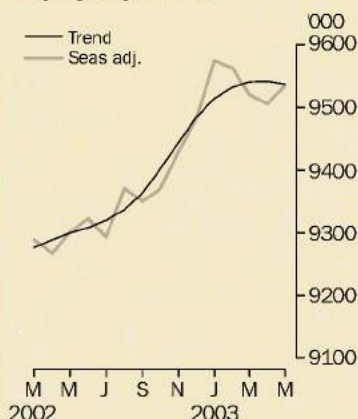
- For further information about these and related statistics, contact Craig Blair on 02 6252 6525, or the National Information and Referral Service on 1300 135 070.

LABOUR FORCE

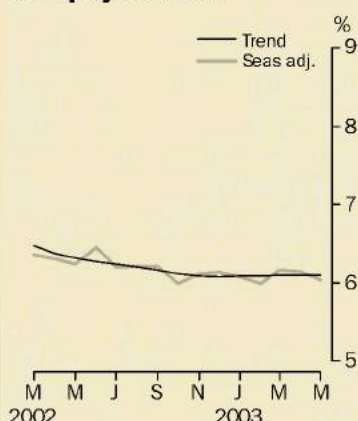
AUSTRALIA

EMBARGO: 11.30AM (CANBERRA TIME) THURS 12 JUN 2003

Employed persons



Unemployment rate



KEY FIGURES

	Apr 2003	May 2003	Apr 03 to May 03
Trend			
Employed persons ('000)	9 542.4	9 538.2	0.0 %
Unemployed persons ('000)	619.5	618.6	-0.2 %
Unemployment rate (%)	6.1	6.1	0.0 pts
Participation rate (%)	64.2	64.1	-0.1 pts

Seasonally Adjusted

Employed persons ('000)	9 506.4	9 535.4	29.0
Unemployed persons ('000)	622.7	612.5	-10.2
Unemployment rate (%)	6.1	6.0	-0.1 pts
Participation rate (%)	64.0	64.0	0.0 pts

KEY POINTS

TREND ESTIMATES

- EMPLOYMENT decreased to 9,538,200.
- UNEMPLOYMENT decreased to 618,600.
- UNEMPLOYMENT RATE remained at 6.1%.
- PARTICIPATION RATE decreased to 64.1%.

SEASONALLY ADJUSTED ESTIMATES

- EMPLOYMENT increased by 29,000 to 9,535,400. Full-time employment increased by 37,200 to 6,812,600 and part-time employment decreased by 8,200 to 2,722,800.
- UNEMPLOYMENT decreased by 10,200 to 612,500. The number of persons looking for full-time work decreased by 5,000 to 463,000 and the number of persons looking for part-time work decreased by 5,100 to 149,600.
- UNEMPLOYMENT RATE decreased by 0.1 percentage point to 6.0%. The male rate decreased by 0.2 percentage points to 6.2% and the female rate remained at 5.9%. NSW 6.1% (6.0% last month), Vic 5.9% (5.9%), Qld 6.5% (7.0%), SA 6.0% (6.2%), WA 5.7% (5.9%), Tas 8.0% (7.7%).
- PARTICIPATION RATE remained at 64.0%.

INQUIRIES

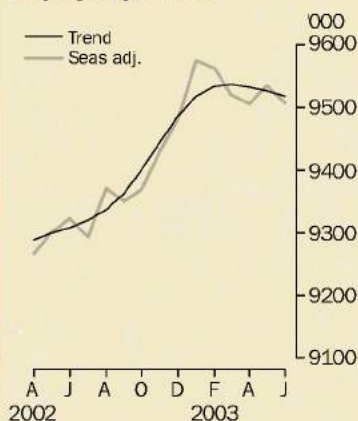
- For further information about these and related statistics, contact the National Information and Referral Service on 1300 135 070 or Michael Johnson on Canberra 02 6252 6525.

LABOUR FORCE

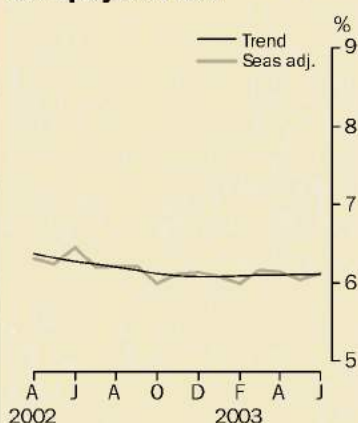
AUSTRALIA

EMBARGO: 11.30AM (CANBERRA TIME) THURS 10 JUL 2003

Employed persons



Unemployment rate



KEY FIGURES

	May 2003	Jun 2003	May 03 to Jun 03
Trend			
Employed persons ('000)	9 526.6	9 517.7	-0.1 %
Unemployed persons ('000)	619.0	618.7	0.0 %
Unemployment rate (%)	6.1	6.1	0.0 pts
Participation rate (%)	64.0	63.9	-0.1 pts

Seasonally Adjusted

Employed persons ('000)	9 535.4	9 507.5	-27.9
Unemployed persons ('000)	612.5	620.0	7.5
Unemployment rate (%)	6.0	6.1	0.1 pts
Participation rate (%)	64.0	63.8	-0.2 pts

KEY POINTS

TREND ESTIMATES

- EMPLOYMENT decreased to 9,517,700.
- UNEMPLOYMENT decreased to 618,700.
- UNEMPLOYMENT RATE remained at 6.1%.
- PARTICIPATION RATE decreased to 63.9%.

SEASONALLY ADJUSTED ESTIMATES

- EMPLOYMENT decreased by 27,900 to 9,507,500. Full-time employment decreased by 54,000 to 6,758,600 and part-time employment increased by 26,100 to 2,748,900.
- UNEMPLOYMENT increased by 7,500 to 620,000. The number of persons looking for full-time work increased by 10,000 to 473,000 and the number of persons looking for part-time work decreased by 2,600 to 147,000.
- UNEMPLOYMENT RATE increased by 0.1 percentage point to 6.1%. The male rate increased by 0.1 percentage point to 6.2% and the female rate increased by 0.1 percentage point to 6.0%. NSW 6.0% (6.1% last month), Vic 5.9% (5.9%), Qld 6.8% (6.5%), SA 6.3% (6.0%), WA 5.5% (5.7%), Tas 8.4% (8.0%).
- PARTICIPATION RATE decreased by 0.2 percentage points to 63.8%.

INQUIRIES

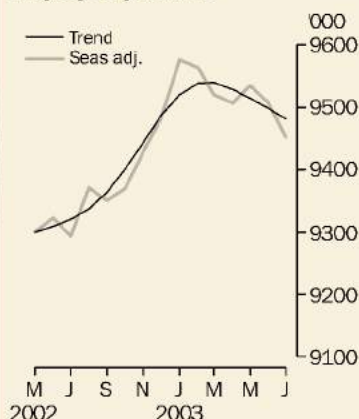
- For further information about these and related statistics, contact the National Information and Referral Service on 1300 135 070 or Craig Blair on Canberra (02) 6252 6525.

LABOUR FORCE

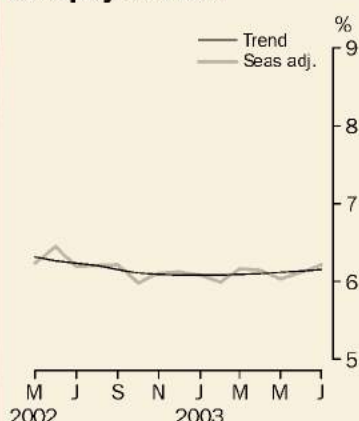
AUSTRALIA

EMBARGO: 11.30AM (CANBERRA TIME) THURS 7 AUG 2003

Employed persons



Unemployment rate



INQUIRIES

- For further information about these and related statistics, contact the National Information and Referral Service on 1300 135 070 or Michael Johnson on (02) 6252 6525.

KEY FIGURES

	Jun 2003	Jul 2003	Jun 03 to Jul 03
Trend			
Employed persons ('000)	9 498.6	9 481.6	-0.2 %
Unemployed persons ('000)	621.0	622.1	0.2 %
Unemployment rate (%)	6.1	6.2	0.0 pts
Participation rate (%)	63.7	63.6	-0.2 pts

Seasonally Adjusted

Employed persons ('000)	9 507.5	9 452.3	-55.2
Unemployed persons ('000)	620.0	626.9	6.9
Unemployment rate (%)	6.1	6.2	0.1 pts
Participation rate (%)	63.8	63.4	-0.4 pts

KEY POINTS

TREND ESTIMATES

- EMPLOYMENT decreased to 9,481,600.
- UNEMPLOYMENT increased to 622,100.
- UNEMPLOYMENT RATE increased marginally to 6.2%.
- PARTICIPATION RATE decreased to 63.6%.

SEASONALLY ADJUSTED ESTIMATES

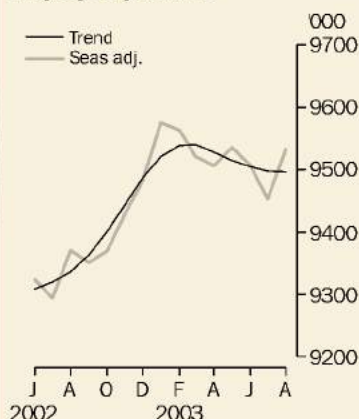
- EMPLOYMENT decreased by 55,200 to 9,452,300. Full-time employment decreased by 700 to 6,757,900 and part-time employment decreased by 54,500 to 2,694,400.
- UNEMPLOYMENT increased by 6,900 to 626,900. The number of persons looking for full-time work decreased by 7,100 to 465,900 and the number of persons looking for part-time work increased by 14,000 to 161,000.
- UNEMPLOYMENT RATE increased by 0.1 percentage point to 6.2%. The male rate decreased by 0.2 percentage points to 6.1% and the female rate increased by 0.4 percentage points to 6.4%. NSW 6.4% (6.0% last month), Vic 5.7% (5.9%), Qld 6.8% (6.8%), SA 6.0% (6.3%), WA 6.2% (5.5%), Tas 6.7% (8.4%).
- PARTICIPATION RATE decreased by 0.4 percentage points to 63.4%

LABOUR FORCE

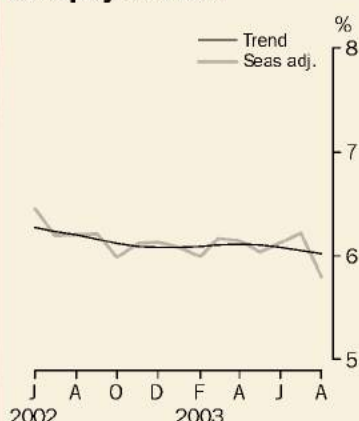
AUSTRALIA

EMBARGO: 11.30AM (CANBERRA TIME) THURS 11 SEP 2003

Employed persons



Unemployment rate



INQUIRIES

- For further information about these and related statistics, contact the National Information and Referral Service on 1300 135 070 or Craig Blair on (02) 6252 6525.

KEY FIGURES

	Jul 2003	Aug 2003	Jul 03 to Aug 03
Trend			
Employed persons ('000)	9 498.2	9 496.1	0.0 %
Unemployed persons ('000)	612.1	608.3	-0.6 %
Unemployment rate (%)	6.1	6.0	0.0 pts
Participation rate (%)	63.6	63.5	-0.1 pts
Seasonally Adjusted			
Employed persons ('000)	9 452.3	9 532.9	80.6
Unemployed persons ('000)	626.9	586.9	-40.1
Unemployment rate (%)	6.2	5.8	-0.4 pts
Participation rate (%)	63.4	63.5	0.2 pts

KEY POINTS

TREND ESTIMATES

- EMPLOYMENT decreased to 9,496,100.
- UNEMPLOYMENT decreased to 608,300.
- UNEMPLOYMENT RATE decreased marginally to 6.0%.
- PARTICIPATION RATE decreased to 63.5%.

SEASONALLY ADJUSTED ESTIMATES

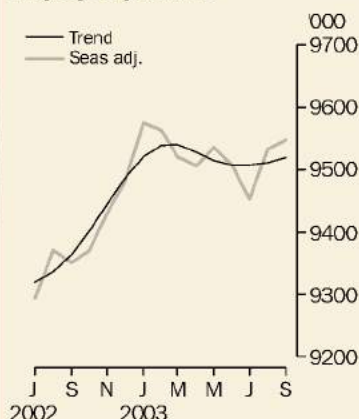
- EMPLOYMENT increased by 80,600 to 9,532,900. Full-time employment increased by 63,500 to 6,821,400 and part-time employment increased by 17,100 to 2,711,500.
- UNEMPLOYMENT decreased by 40,100 to 586,900. The number of persons looking for full-time work decreased by 26,500 to 439,400 and the number of persons looking for part-time work decreased by 13,600 to 147,400.
- UNEMPLOYMENT RATE decreased by 0.4 percentage points to 5.8%. Both the male and female rates also decreased by 0.4 percentage points to 5.7% and 6.0% respectively. NSW 5.4% (6.4% last month), Vic 5.5% (5.7%), Qld 6.6% (6.8%), SA 5.8% (6.0%), WA 6.0% (6.2%), Tas 6.9% (6.7%).
- PARTICIPATION RATE increased by 0.2 percentage points to 63.5%.

LABOUR FORCE

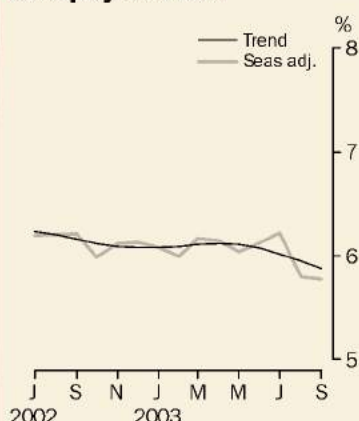
AUSTRALIA

EMBARGO: 11.30AM (CANBERRA TIME) THURS 9 OCT 2003

Employed persons



Unemployment rate



INQUIRIES

- For further information about these and related statistics, contact the National Information and Referral Service on 1300 135 070 or Marjory Smith on 6252 6525.

KEY FIGURES

	Aug 2003	Sep 2003	Aug 03 to Sep 03	
Trend				
Employed persons ('000)	9 511.4	9 519.1	0.1	%
Unemployed persons ('000)	602.0	594.6	-1.2	%
Unemployment rate (%)	6.0	5.9	-0.1	pts
Participation rate (%)	63.5	63.4	-0.1	pts
Seasonally Adjusted				
Employed persons ('000)	9 532.9	9 547.7	14.7	
Unemployed persons ('000)	586.9	585.4	-1.5	
Unemployment rate (%)	5.8	5.8	0.0	pts
Participation rate (%)	63.5	63.5	0.0	pts

KEY POINTS

TREND ESTIMATES

- EMPLOYMENT increased to 9,519,100.
- UNEMPLOYMENT decreased to 594,600.
- UNEMPLOYMENT RATE decreased to 5.9%.
- PARTICIPATION RATE decreased to 63.4%.

SEASONALLY ADJUSTED ESTIMATES

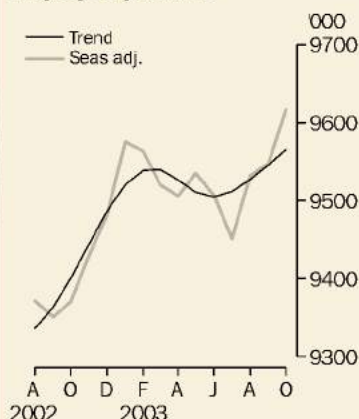
- EMPLOYMENT increased by 14,700 to 9,547,700. Full-time employment increased by 43,300 to 6,864,800 and part-time employment decreased by 28,600 to 2,682,900.
- UNEMPLOYMENT decreased by 1,500 to 585,400. The number of persons looking for full-time work increased by 6,100 to 445,500 and the number of persons looking for part-time work decreased by 7,600 to 139,800.
- UNEMPLOYMENT RATE remained at 5.8%. The male unemployment rate decreased by 0.1 percentage point to 5.6% and the female rate remained unchanged at 6.0%. NSW 5.6% (5.4% last month), Vic 5.2% (5.5%), Qld 6.3% (6.6%), SA 6.1% (5.8%), WA 6.1% (6.0%), Tas 6.7% (6.9%).
- PARTICIPATION RATE remained at 63.5%.

LABOUR FORCE

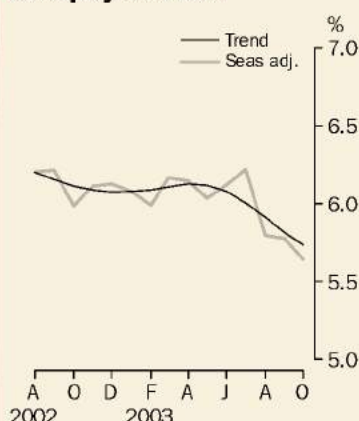
AUSTRALIA

EMBARGO: 11.30AM (CANBERRA TIME) THURS 6 NOV 2003

Employed persons



Unemployment rate



INQUIRIES

- For further information about these and related statistics, contact the National Information and Referral Service on 1300 135 070 or Craig Blair on (02) 6252 6525.

KEY FIGURES

	Sep 2003	Oct 2003	Sep 03 to Oct 03
Trend			
Employed persons ('000)	9 546.1	9 565.8	0.2 %
Unemployed persons ('000)	589.8	581.8	-1.4 %
Unemployment rate (%)	5.8	5.7	-0.1 pts
Participation rate (%)	63.5	63.5	0.0 pts
Seasonally Adjusted			
Employed persons ('000)	9 547.7	9 616.8	69.2
Unemployed persons ('000)	585.4	575.1	-10.3
Unemployment rate (%)	5.8	5.6	-0.1 pts
Participation rate (%)	63.5	63.8	0.2 pts

KEY POINTS

TREND ESTIMATES

- EMPLOYMENT increased to 9,565,800.
- UNEMPLOYMENT decreased to 581,800.
- UNEMPLOYMENT RATE decreased to 5.7%.
- PARTICIPATION RATE remained at 63.5%.

SEASONALLY ADJUSTED ESTIMATES

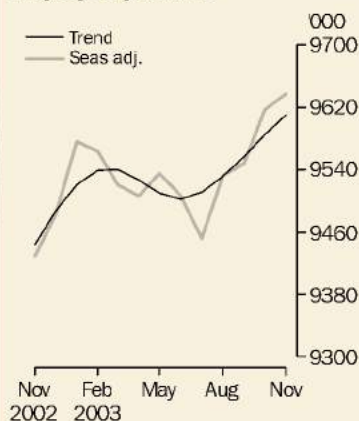
- EMPLOYMENT increased by 69,200 to 9,616,800. Full-time employment increased by 19,900 to 6,884,700 and part-time employment increased by 49,300 to 2,732,200.
- UNEMPLOYMENT decreased by 10,300 to 575,100. The number of persons looking for full-time work decreased by 15,200 to 430,400 and the number of persons looking for part-time work increased by 4,900 to 144,700.
- UNEMPLOYMENT RATE decreased by 0.1 percentage points to 5.6%. The male unemployment rate remained at 5.6% and the female rate decreased by 0.3 percentage points to 5.7%. NSW 5.6% (5.6% last month), Vic 5.4% (5.2%), Qld 6.1% (6.3%), SA 6.1% (6.1%), WA 6.2% (6.1%), Tas 6.9% (6.7%).
- PARTICIPATION RATE increased by 0.2 percentage points to 63.8%.

LABOUR FORCE

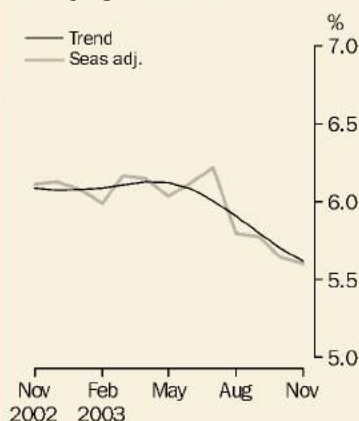
AUSTRALIA

EMBARGO: 11.30AM (CANBERRA TIME) THURS 11 DEC 2003

Employed persons



Unemployment rate



INQUIRIES

- For further information about these and related statistics, contact the National Information and Referral Service on 1300 135 070 or Craig Blair on (02) 6252 6525.

KEY FIGURES

	Oct 2003	Nov 2003	Oct 03 to Nov 03	Nov 02 to Nov 03
Trend				
Employed persons ('000)	9 584.9	9 610.5	25.6	1.8 %
Unemployed persons ('000)	579.7	572.4	-7.3	-6.5 %
Unemployment rate (%)	5.7	5.6	-0.1 pts	-0.5 pts
Participation rate (%)	63.6	63.6	0.0 pts	-0.3 pts
Seasonally Adjusted				
Employed persons ('000)	9 616.8	9 637.5	20.7	2.2 %
Unemployed persons ('000)	575.1	572.2	-2.9	-6.8 %
Unemployment rate (%)	5.6	5.6	0.0 pts	-0.5 pts
Participation rate (%)	63.8	63.7	0.0 pts	-0.1 pts

KEY POINTS

TREND ESTIMATES (MONTHLY CHANGE)

- EMPLOYMENT increased to 9,610,500.
- UNEMPLOYMENT decreased to 572,400.
- UNEMPLOYMENT RATE decreased to 5.6%.
- PARTICIPATION RATE remained at 63.6%.

SEASONALLY ADJUSTED ESTIMATES (MONTHLY CHANGE)

EMPLOYMENT

- increased by 20,700 to 9,637,500. Full-time employment increased by 27,900 to 6,912,600 and part-time employment decreased by 7,200 to 2,724,900.

UNEMPLOYMENT

- decreased by 2,900 to 572,200. The number of persons looking for full-time work decreased by 11,800 to 418,600 and the number of persons looking for part-time work increased by 8,900 to 153,600.

UNEMPLOYMENT RATE

- remained at 5.6%. The male unemployment rate decreased by 0.4 percentage points to 5.2% and the female rate increased by 0.4 percentage points to 6.1%.

PARTICIPATION RATE

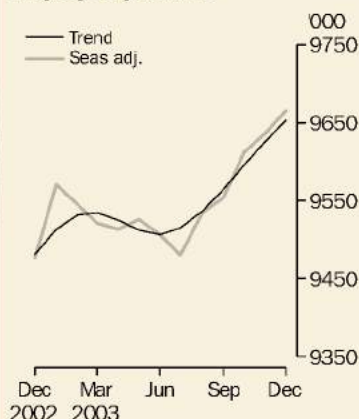
- decreased marginally to 63.7%.

LABOUR FORCE

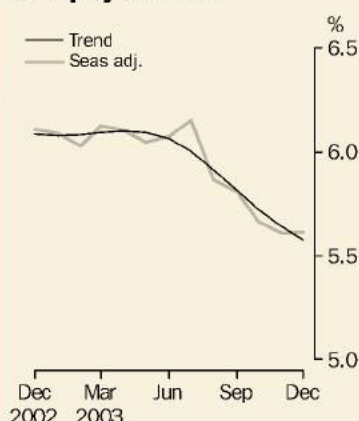
AUSTRALIA

EMBARGO: 11.30AM (CANBERRA TIME) THURS 15 JAN 2004

Employed persons



Unemployment rate



INQUIRIES

- For further information about these and related statistics, contact the National Information and Referral Service on 1300 135 070 or Craig Blair on Canberra (02) 6252 6525.

KEY FIGURES

	Nov 2003	Dec 2003	Nov 03 to Dec 03	Dec 02 to Dec 03
Trend				
Employed persons ('000)	9 625.8	9 653.0	27.3	1.8 %
Unemployed persons ('000)	575.8	570.3	-5.5	-7.2 %
Unemployment rate (%)	5.6	5.6	-0.1 pts	-0.5 pts
Participation rate (%)	63.7	63.8	0.1 pts	-0.3 pts
Seasonally Adjusted				
Employed persons ('000)	9 636.5	9 666.1	29.6	2.0 %
Unemployed persons ('000)	572.9	574.9	2.0	-6.8 %
Unemployment rate (%)	5.6	5.6	0.0 pts	-0.5 pts
Participation rate (%)	63.7	63.8	0.1 pts	-0.3 pts

KEY POINTS

TREND ESTIMATES (MONTHLY CHANGE)

- EMPLOYMENT increased to 9,653,000.
- UNEMPLOYMENT decreased to 570,300.
- UNEMPLOYMENT RATE remained at 5.6%.
- PARTICIPATION RATE increased to 63.8%.

NOTE:
Seasonal adjustment
method has changed.
See page 2

SEASONALLY ADJUSTED ESTIMATES (MONTHLY CHANGE)

EMPLOYMENT

- increased by 29,600 to 9,666,100. Full-time employment increased by 16,100 to 6,927,500 and part-time employment increased by 13,500 to 2,738,500.

UNEMPLOYMENT

- increased by 2,000 to 574,900. The number of persons looking for full-time work increased by 1,500 to 422,700 and the number of persons looking for part-time work increased slightly to 152,100.

UNEMPLOYMENT RATE

- remained at 5.6%. The male unemployment rate decreased slightly but the rounded estimates remained at 5.3% and the female rate remained at 6.0%.

PARTICIPATION RATE

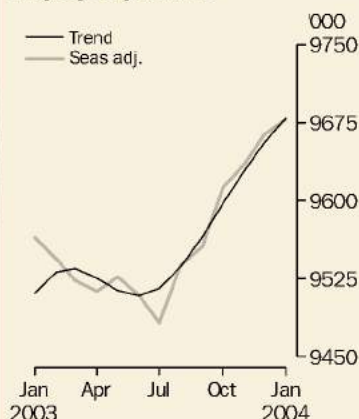
- increased marginally to 63.8%.

LABOUR FORCE

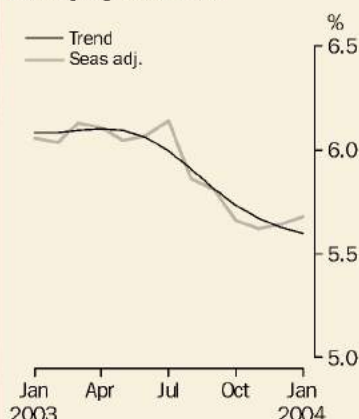
AUSTRALIA

EMBARGO: 11.30AM (CANBERRA TIME) THURS 12 FEB 2004

Employed persons



Unemployment rate



INQUIRIES

- For further information about these and related statistics, contact the National Information and Referral Service on 1300 135 070 or Craig Blair on Canberra (02) 6252 6525.

KEY FIGURES

	Dec 2003	Jan 2004	Dec 03 to Jan 04	Jan 03 to Jan 04
Trend				
Employed persons ('000)	9 656.6	9 679.7	23.1	1.8 %
Unemployed persons ('000)	575.8	574.1	-1.7	-6.8 %
Unemployment rate (%)	5.6	5.6	0.0 pts	-0.5 pts
Participation rate (%)	63.8	63.8	0.0 pts	-0.4 pts
Seasonally Adjusted				
Employed persons ('000)	9 664.4	9 678.3	13.9	1.2 %
Unemployed persons ('000)	577.9	582.7	4.8	-5.5 %
Unemployment rate (%)	5.6	5.7	0.0 pts	-0.4 pts
Participation rate (%)	63.8	63.8	0.0 pts	-0.7 pts

KEY POINTS

TREND ESTIMATES (MONTHLY CHANGE)

- EMPLOYMENT increased to 9,679,700.
- UNEMPLOYMENT decreased to 574,100.
- UNEMPLOYMENT RATE remained at 5.6%.
- PARTICIPATION RATE remained at 63.8%.

SEASONALLY ADJUSTED ESTIMATES (MONTHLY CHANGE)

EMPLOYMENT

- increased by 13,900 to 9,678,300. Full-time employment increased by 29,900 to 6,955,400 and part-time employment decreased by 16,000 to 2,722,900.

UNEMPLOYMENT

- increased by 4,800 to 582,700. The number of persons looking for full-time work increased slightly to 425,600 and the number of persons looking for part-time work increased by 4,400 to 157,100.

UNEMPLOYMENT RATE

- increased marginally to 5.7%. The male unemployment rate increased by 0.1 percentage point to 5.4% and the female rate remained at 6.1%.

PARTICIPATION RATE

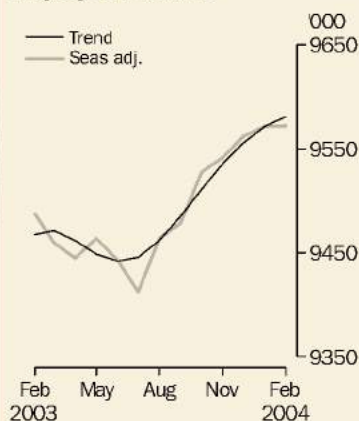
- remained at 63.8%.

LABOUR FORCE

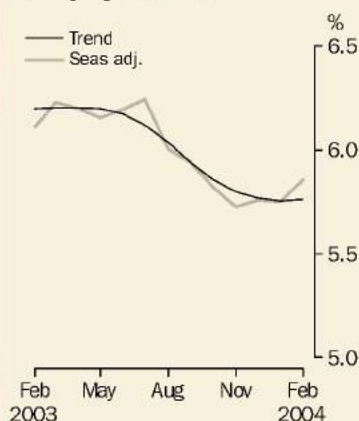
AUSTRALIA

EMBARGO: 11.30AM (CANBERRA TIME) THURS 11 MAR 2004

Employed Persons



Unemployment rate



INQUIRIES

- For further information about these and related statistics, contact the National Information and Referral Service on 1300 135 070 or Michael Johnson on Canberra (02) 6252 6525.

KEY FIGURES

	Jan 2004	Feb 2004	Jan 04 to Feb 04	Feb 03 to Feb 04
Trend				
Employed persons ('000)	9 571.6	9 580.9	9.3	1.2 %
Unemployed persons ('000)	584.4	585.8	1.4	-6.4 %
Unemployment rate (%)	5.8	5.8	0.0 pts	-0.4 pts
Participation rate (%)	63.5	63.5	0.0 pts	-0.5 pts
Seasonally Adjusted				
Employed persons ('000)	9 571.4	9 572.7	1.3	0.9 %
Unemployed persons ('000)	584.3	595.4	11.1	-3.6 %
Unemployment rate (%)	5.8	5.9	0.1 pts	-0.3 pts
Participation rate (%)	63.5	63.5	0.0 pts	-0.6 pts

KEY POINTS

TREND ESTIMATES (MONTHLY CHANGE)

- EMPLOYMENT increased to 9,580,900.
- UNEMPLOYMENT increased to 585,800.
- UNEMPLOYMENT RATE remained at 5.8%.
- PARTICIPATION RATE remained at 63.5%.

NOTE:
Previously published
estimates have been
revised. See page 3

SEASONALLY ADJUSTED ESTIMATES (MONTHLY CHANGE)

EMPLOYMENT

- increased by 1,300 to 9,572,700. Full-time employment decreased by 13,100 to 6,848,300 and part-time employment increased by 14,400 to 2,724,500.

UNEMPLOYMENT

- increased by 11,100 to 595,400. The number of persons looking for full-time work increased by 5,700 to 431,200 and the number of persons looking for part-time work increased by 5,400 to 164,200.

UNEMPLOYMENT RATE

- increased by 0.1 percentage point to 5.9%. The male unemployment rate increased by 0.1 percentage point to 5.6% and the female rate increased by 0.1 percentage point to 6.2%.

PARTICIPATION RATE

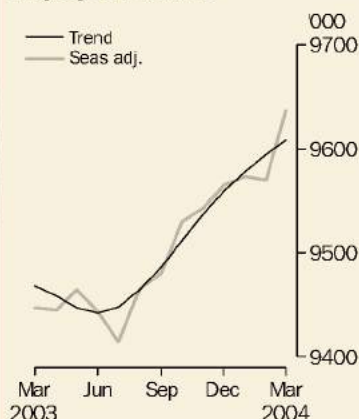
- remained at 63.5%.

LABOUR FORCE

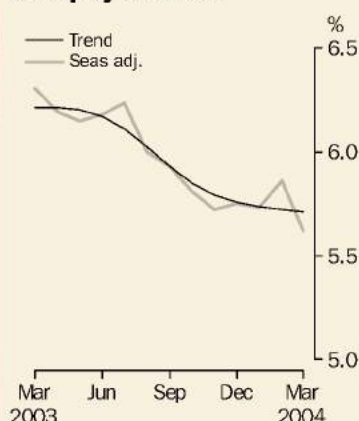
AUSTRALIA

EMBARGO: 11.30AM (CANBERRA TIME) THURS 8 APR 2004

Employed Persons



Unemployment rate



INQUIRIES

- For further information about these and related statistics, contact the National Information and Referral Service on 1300 135 070 or Michael Johnson on Canberra (02) 6252 6525.

KEY FIGURES

	Feb 2004	Mar 2004	Feb 04 to Mar 04	Mar 03 to Mar 04
Trend				
Employed persons ('000)	9 594.6	9 608.8	14.3	1.5 %
Unemployed persons ('000)	582.4	582.0	-0.5	-7.2 %
Unemployment rate (%)	5.7	5.7	0.0 pts	-0.5 pts
Participation rate (%)	63.5	63.6	0.0 pts	-0.4 pts
Seasonally Adjusted				
Employed persons ('000)	9 570.1	9 637.0	66.9	2.0 %
Unemployed persons ('000)	595.8	573.9	-21.9	-9.7 %
Unemployment rate (%)	5.9	5.6	-0.2 pts	-0.7 pts
Participation rate (%)	63.5	63.7	0.2 pts	-0.2 pts

KEY POINTS

TREND ESTIMATES (MONTHLY CHANGE)

- EMPLOYMENT increased to 9,608,800.
- UNEMPLOYMENT decreased to 582,000.
- UNEMPLOYMENT RATE remained at 5.7%.
- PARTICIPATION RATE increased marginally to 63.6%.

SEASONALLY ADJUSTED ESTIMATES (MONTHLY CHANGE)

EMPLOYMENT

- increased by 66,900 to 9,637,000. Full-time employment increased by 39,200 to 6,890,100 and part-time employment increased by 27,800 to 2,746,900.

UNEMPLOYMENT

- decreased by 21,900 to 573,900. The number of persons looking for full-time work decreased by 10,000 to 422,800 and the number of persons looking for part-time work decreased by 11,900 to 151,100.

UNEMPLOYMENT RATE

- decreased by 0.2 percentage points to 5.6%. The male unemployment rate decreased by 0.2 percentage points to 5.5% and the female rate decreased by 0.3 percentage points to 5.8%.

PARTICIPATION RATE

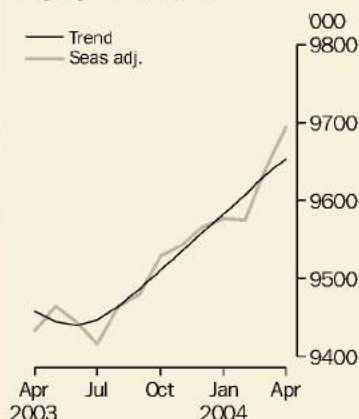
- increased by 0.2 percentage points to 63.7%.

LABOUR FORCE

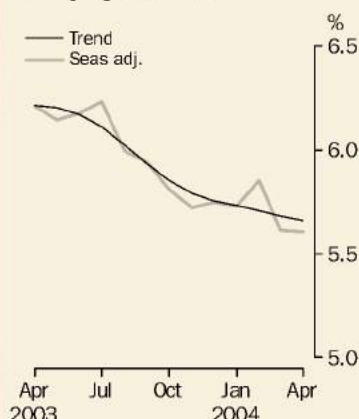
AUSTRALIA

EMBARGO: 11.30AM (CANBERRA TIME) THURS 13 MAY 2004

Employed Persons



Unemployment rate



INQUIRIES

- For further information about these and related statistics, contact the National Information and Referral Service on 1300 135 070 or Craig Blair on Canberra (02) 6252 6525.

KEY FIGURES

	Mar 2004	Apr 2004	Mar 04 to Apr 04	Apr 03 to Apr 04
Trend				
Employed persons ('000)	9 632.2	9 653.7	21.5	2.1 %
Unemployed persons ('000)	580.3	579.2	-1.1	-7.6 %
Unemployment rate (%)	5.7	5.7	0.0 pts	-0.6 pts
Participation rate (%)	63.7	63.7	0.1 pts	0.0 pts
Seasonally Adjusted				
Employed persons ('000)	9 638.0	9 694.2	56.2	2.8 %
Unemployed persons ('000)	573.1	575.9	2.8	-7.8 %
Unemployment rate (%)	5.6	5.6	0.0 pts	-0.6 pts
Participation rate (%)	63.7	63.9	0.3 pts	0.3 pts

KEY POINTS

TREND ESTIMATES (MONTHLY CHANGE)

- EMPLOYMENT increased to 9,653,700.
- UNEMPLOYMENT decreased to 579,200.
- UNEMPLOYMENT RATE remained at 5.7%.
- PARTICIPATION RATE increased slightly, but the rounded estimate remained at 63.7%.

SEASONALLY ADJUSTED ESTIMATES (MONTHLY CHANGE)

EMPLOYMENT

- increased by 56,200 to 9,694,200. Full-time employment increased by 43,400 to 6,936,800 and part-time employment increased by 12,800 to 2,757,300.

UNEMPLOYMENT

- increased by 2,800 to 575,900. The number of persons looking for full-time work increased by 2,900 to 425,500 and the number of persons looking for part-time work decreased marginally to 150,400.

UNEMPLOYMENT RATE

- remained at 5.6%. The male unemployment rate increased by 0.1 percentage point, but the rounded estimate remained at 5.5%. The female rate decreased by 0.1 percentage point to 5.7%.

PARTICIPATION RATE

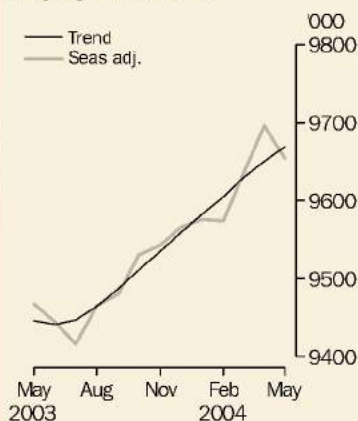
- increased by 0.3 percentage points to 63.9%.

LABOUR FORCE

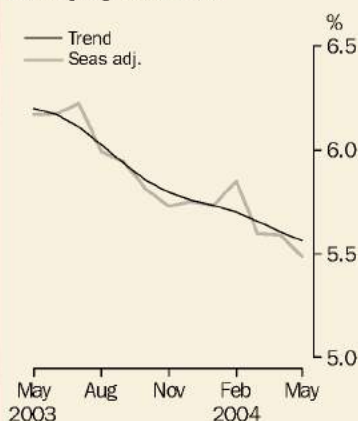
AUSTRALIA

EMBARGO: 11.30AM (CANBERRA TIME) THURS 10 JUN 2004

Employed Persons



Unemployment rate



INQUIRIES

- For further information about these and related statistics, contact the National Information and Referral Service on 1300 135 070 or Michael Johnson on Canberra (02) 6252 6525.

KEY FIGURES

	Apr 2004	May 2004	Apr 04 to May 04	May 03 to May 04
Trend				
Employed persons ('000)	9 651.1	9 669.5	18.4	2.4 %
Unemployed persons ('000)	573.2	569.3	-3.9	-8.8 %
Unemployment rate (%)	5.6	5.6	0.0 pts	-0.6 pts
Participation rate (%)	63.7	63.7	0.0 pts	0.1 pts
Seasonally Adjusted				
Employed persons ('000)	9 696.3	9 655.2	-41.1	2.0 %
Unemployed persons ('000)	574.3	560.5	-13.8	-10.0 %
Unemployment rate (%)	5.6	5.5	-0.1 pts	-0.7 pts
Participation rate (%)	63.9	63.5	-0.4 pts	-0.2 pts

KEY POINTS

TREND ESTIMATES (MONTHLY CHANGE)

- EMPLOYMENT increased to 9,669,500.
- UNEMPLOYMENT decreased to 569,300.
- UNEMPLOYMENT RATE remained at 5.6%.
- PARTICIPATION RATE remained at 63.7%.

SEASONALLY ADJUSTED ESTIMATES (MONTHLY CHANGE)

EMPLOYMENT

- decreased by 41,100 to 9,655,200. Full-time employment decreased by 42,600 to 6,895,700 while part-time employment increased by 1,500 to 2,759,500.

UNEMPLOYMENT

- decreased by 13,800 to 560,500. The number of persons looking for full-time work decreased by 8,900 to 415,000 and the number of persons looking for part-time work decreased by 4,900 to 145,500.

UNEMPLOYMENT RATE

- decreased by 0.1 percentage point to 5.5%. The male unemployment rate decreased by 0.1 percentage point, but the rounded estimate remained at 5.5%. The female rate decreased by 0.2 percentage points to 5.5%.

PARTICIPATION RATE

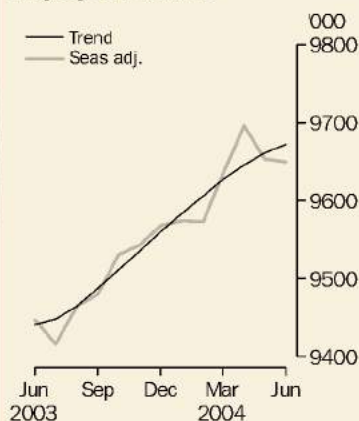
- decreased by 0.4 percentage points to 63.5%.

LABOUR FORCE

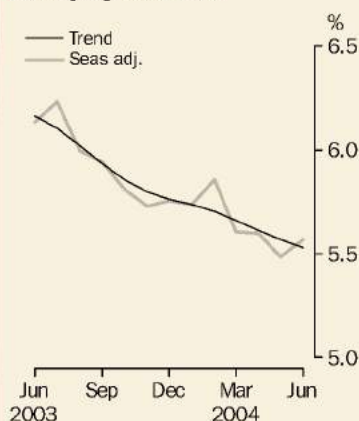
AUSTRALIA

EMBARGO: 11.30AM (CANBERRA TIME) THURS 8 JUL 2004

Employed Persons



Unemployment rate



INQUIRIES

- For further information about these and related statistics, contact the National Information and Referral Service on 1300 135 070 or Michael Johnson on Canberra (02) 6252 6525.

KEY FIGURES

	May 2004	Jun 2004	May 04 to Jun 04	Jun 03 to Jun 04
Trend				
Employed persons ('000)	9 661.7	9 672.0	10.3	2.4 %
Unemployed persons ('000)	569.7	566.1	-3.7	-8.7 %
Unemployment rate (%)	5.6	5.5	0.0 pts	-0.6 pts
Participation rate (%)	63.6	63.6	0.0 pts	0.1 pts
Seasonally Adjusted				
Employed persons ('000)	9 654.0	9 650.2	-3.8	2.2 %
Unemployed persons ('000)	560.5	569.3	8.9	-7.8 %
Unemployment rate (%)	5.5	5.6	0.1 pts	-0.6 pts
Participation rate (%)	63.5	63.5	0.0 pts	0.0 pts

KEY POINTS

TREND ESTIMATES (MONTHLY CHANGE)

- EMPLOYMENT increased to 9,672,000.
- UNEMPLOYMENT decreased to 566,100.
- UNEMPLOYMENT RATE decreased to 5.5%.
- PARTICIPATION RATE remained at 63.6%.

SEASONALLY ADJUSTED ESTIMATES (MONTHLY CHANGE)

EMPLOYMENT

- decreased by 3,800 to 9,650,200. Full-time employment increased by 39,300 to 6,935,600 while part-time employment decreased by 43,100 to 2,714,600.

UNEMPLOYMENT

- increased by 8,900 to 569,300. The number of persons looking for full-time work decreased slightly to 413,400 and the number of persons looking for part-time work increased by 9,700 to 155,900.

UNEMPLOYMENT RATE

- increased by 0.1 percentage point to 5.6%. Both the male and female unemployment rates also increased by 0.1 percentage point, to each be 5.6%.

PARTICIPATION RATE

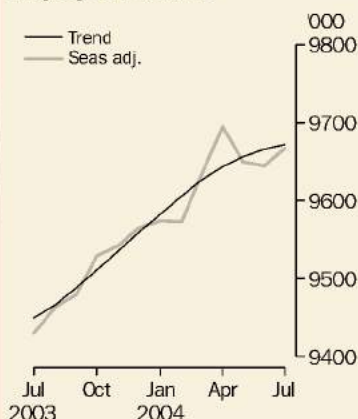
- remained at 63.5%.

LABOUR FORCE

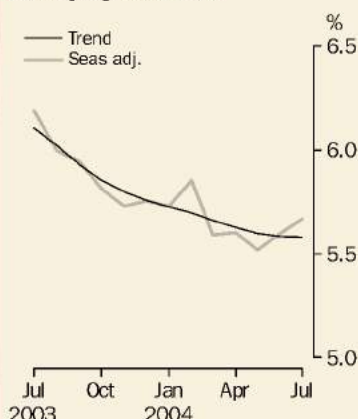
AUSTRALIA

EMBARGO: 11.30AM (CANBERRA TIME) THURS 12 AUG 2004

Employed Persons



Unemployment rate



INQUIRIES

- For further information about these and related statistics, contact the National Information and Referral Service on 1300 135 070 or Craig Blair on Canberra (02) 6252 6525.

KEY FIGURES

	Jun 2004	Jul 2004	Jun 04 to Jul 04	Jul 03 to Jul 04
Trend				
Employed persons ('000)	9 666.3	9 672.2	5.8	2.4 %
Unemployed persons ('000)	571.9	571.7	-0.2	-7.0 %
Unemployment rate (%)	5.6	5.6	0.0 pts	-0.5 pts
Participation rate (%)	63.6	63.6	0.0 pts	0.2 pts
Seasonally Adjusted				
Employed persons ('000)	9 645.4	9 666.9	21.6	2.5 %
Unemployed persons ('000)	572.0	580.8	8.8	-6.6 %
Unemployment rate (%)	5.6	5.7	0.1 pts	-0.5 pts
Participation rate (%)	63.5	63.6	0.1 pts	0.2 pts

KEY POINTS

TREND ESTIMATES (MONTHLY CHANGE)

- EMPLOYMENT increased to 9,672,200.
- UNEMPLOYMENT decreased to 571,700
- UNEMPLOYMENT RATE remained at 5.6%.
- PARTICIPATION RATE remained at 63.6%.

SEASONALLY ADJUSTED ESTIMATES (MONTHLY CHANGE)

EMPLOYMENT

- increased by 21,600 to 9,666,900. Full-time employment remained at 6,933,900 while part-time employment increased by 21,600 to 2,733,000.

UNEMPLOYMENT

- increased by 8,800 to 580,800. The number of persons looking for full-time work increased by 12,800 to 428,200 and the number of persons looking for part-time work decreased by 4,000 to 152,600.

UNEMPLOYMENT RATE

- increased by 0.1 percentage point to 5.7%. The male unemployment rate decreased by 0.1 percentage point to 5.5% and the female unemployment rate increased by 0.3 percentage points to 5.9%.

PARTICIPATION RATE

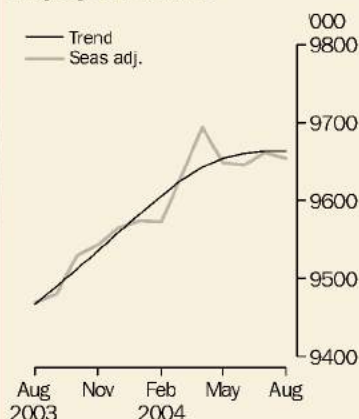
- increased by 0.1 percentage point to 63.6%.

LABOUR FORCE

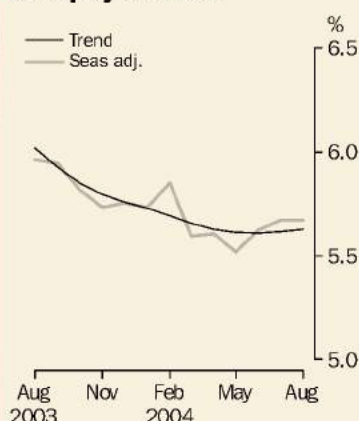
AUSTRALIA

EMBARGO: 11.30AM (CANBERRA TIME) THURS 9 SEPT 2004

Employed Persons



Unemployment rate



INQUIRIES

- For further information about these and related statistics, contact the National Information and Referral Service on 1300 135 070 or Michael Johnson on Canberra (02) 6252 6525.

KEY FIGURES

	Jul 2004	Aug 2004	Jul 04 to Aug 04	Aug 03 to Aug 04
Trend				
Employed persons ('000)	9 663.2	9 663.6	0.5	2.1 %
Unemployed persons ('000)	575.2	576.4	1.2	-4.9 %
Unemployment rate (%)	5.6	5.6	0.0 pts	-0.4 pts
Participation rate (%)	63.5	63.5	-0.1 pts	0.1 pts
Seasonally Adjusted				
Employed persons ('000)	9 661.4	9 654.7	-6.6	2.0 %
Unemployed persons ('000)	581.1	580.5	-0.6	-3.3 %
Unemployment rate (%)	5.7	5.7	0.0 pts	-0.3 pts
Participation rate (%)	63.5	63.4	-0.1 pts	0.0 pts

KEY POINTS

TREND ESTIMATES (MONTHLY CHANGE)

- EMPLOYMENT increased to 9,663,600
- UNEMPLOYMENT increased to 576,400
- UNEMPLOYMENT RATE remained at 5.6%
- PARTICIPATION RATE decreased marginally to 63.5%

SEASONALLY ADJUSTED ESTIMATES (MONTHLY CHANGE)

EMPLOYMENT

- decreased by 6,600 to 9,654,700. Full-time employment increased by 8,100 to 6,941,300 while part-time employment decreased by 14,800 to 2,713,400

UNEMPLOYMENT

- decreased slightly to 580,500. The number of persons looking for full-time work decreased by 19,000 to 407,500 and the number of persons looking for part-time work increased by 18,400 to 173,000.

UNEMPLOYMENT RATE

- remained at 5.7%. The male unemployment rate increased by 0.1 percentage point to 5.6% and the female unemployment rate decreased by 0.1 percentage point to 5.8%.

PARTICIPATION RATE

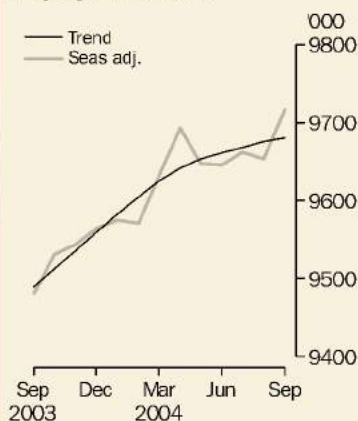
- decreased by 0.1 percentage point to 63.4%.

LABOUR FORCE

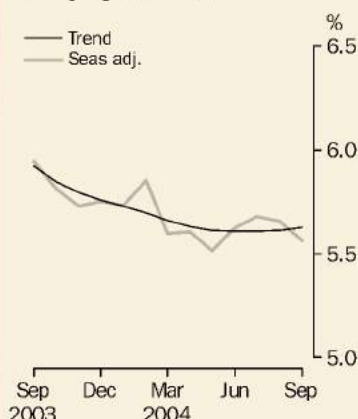
AUSTRALIA

EMBARGO: 11.30AM (CANBERRA TIME) THURS 7 OCT 2004

Employed Persons



Unemployment rate



KEY FIGURES

	Aug 2004	Sep 2004	Aug 04 to Sep 04	Sep 03 to Sep 04
Trend				
Employed persons ('000)	9 676.2	9 681.2	5.0	2.0 %
Unemployed persons ('000)	575.5	577.1	1.6	-3.4 %
Unemployment rate (%)	5.6	5.6	0.0 pts	-0.3 pts
Participation rate (%)	63.5	63.5	0.0 pts	0.1 pts
Seasonally Adjusted				
Employed persons ('000)	9 653.7	9 717.2	63.5	2.5 %
Unemployed persons ('000)	579.0	572.4	-6.5	-4.5 %
Unemployment rate (%)	5.7	5.6	-0.1 pts	-0.4 pts
Participation rate (%)	63.4	63.6	0.3 pts	0.3 pts

KEY POINTS

TREND ESTIMATES (MONTHLY CHANGE)

- EMPLOYMENT increased to 9,681,200
- UNEMPLOYMENT increased to 577,100
- UNEMPLOYMENT RATE remained at 5.6%
- PARTICIPATION RATE remained at 63.5%

SEASONALLY ADJUSTED ESTIMATES (MONTHLY CHANGE)

EMPLOYMENT

- increased by 63,500 to 9,717,200. Full-time employment increased by 19,100 to 6,960,700 and part-time employment increased by 44,400 to 2,756,500.

UNEMPLOYMENT

- decreased by 6,500 to 572,400. The number of persons looking for full-time work decreased by 4,400 to 402,400 and the number of persons looking for part-time work decreased by 2,100 to 170,000.

UNEMPLOYMENT RATE

- decreased by 0.1 percentage point to 5.6%. Both the male and female unemployment rates decreased by 0.1 percentage point, to 5.5% and 5.6% respectively.

PARTICIPATION RATE

- increased by 0.3 percentage points to 63.6%.

INQUIRIES

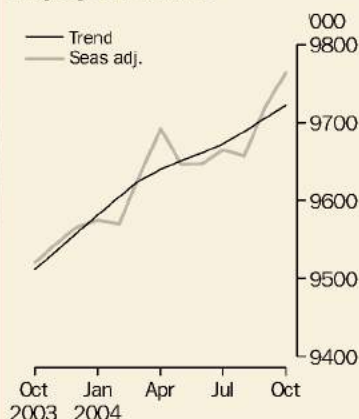
- For further information about these and related statistics, contact the National Information and Referral Service on 1300 135 070 or Michael Johnson on Canberra (02) 6252 6525.

LABOUR FORCE

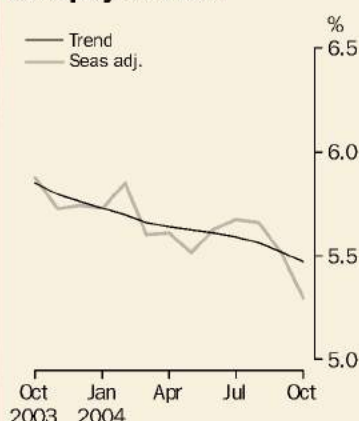
AUSTRALIA

EMBARGO: 11.30AM (CANBERRA TIME) THURS 11 NOV 2004

Employed Persons



Unemployment rate



INQUIRIES

- For further information about these and related statistics, contact the National Information and Referral Service on 1300 135 070 or Michael Johnson on Canberra (02) 6252 6525.

KEY FIGURES

	Sep 2004	Oct 2004	Sep 04 to Oct 04	Oct 03 to Oct 04
Trend				
Employed persons ('000)	9 706.1	9 723.0	16.9	2.2 %
Unemployed persons ('000)	567.1	562.6	-4.5	-4.8 %
Unemployment rate (%)	5.5	5.5	-0.1 pts	-0.4 pts
Participation rate (%)	63.5	63.6	0.0 pts	0.2 pts
Seasonally Adjusted				
Employed persons ('000)	9 720.7	9 764.4	43.7	2.6 %
Unemployed persons ('000)	567.5	545.9	-21.6	-8.2 %
Unemployment rate (%)	5.5	5.3	-0.2 pts	-0.6 pts
Participation rate (%)	63.6	63.7	0.1 pts	0.2 pts

KEY POINTS

TREND ESTIMATES (MONTHLY CHANGE)

- EMPLOYMENT increased to 9,723,000
- UNEMPLOYMENT decreased to 562,600
- UNEMPLOYMENT RATE decreased slightly, but the rounded estimate remained at 5.5%
- PARTICIPATION RATE increased to 63.6%

SEASONALLY ADJUSTED ESTIMATES (MONTHLY CHANGE)

EMPLOYMENT

- increased by 43,700 to 9,764,400. Full-time employment increased by 19,300 to 6,980,300 while part-time employment increased by 24,300 to 2,784,100

UNEMPLOYMENT

- decreased by 21,600 to 545,900. The number of persons looking for full-time work decreased by 14,000 to 385,900 and the number of persons looking for part-time work decreased by 7,600 to 160,000.

UNEMPLOYMENT RATE

- decreased by 0.2 percentage points to 5.3%. The male unemployment rate decreased by 0.2 percentage points to 5.3% and the female unemployment rate decreased by 0.3 percentage points to 5.3%.

PARTICIPATION RATE

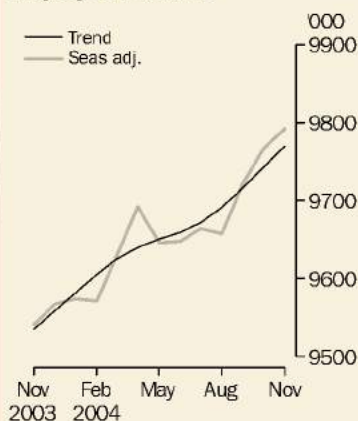
- increased by 0.1 percentage point to 63.7%.

LABOUR FORCE

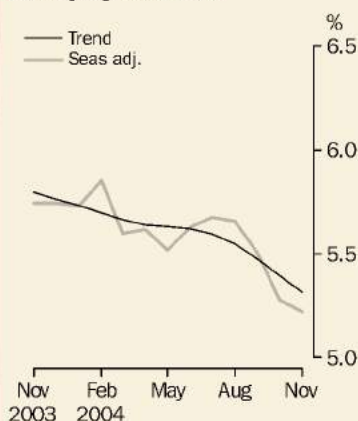
AUSTRALIA

EMBARGO: 11.30AM (CANBERRA TIME) THURS 9 DEC 2004

Employed Persons



Unemployment rate



INQUIRIES

- For further information about these and related statistics, contact the National Information and Referral Service on 1300 135 070 or Michael Johnson on Canberra (02) 6252 6525.

KEY FIGURES

	Oct 2004	Nov 2004	Oct 04 to Nov 04	Nov 03 to Nov 04
Trend				
Employed persons ('000)	9 743.3	9 770.7	27.4	2.5 %
Unemployed persons ('000)	555.4	548.6	-6.8	-6.5 %
Unemployment rate (%)	5.4	5.3	-0.1 pts	-0.5 pts
Participation rate (%)	63.6	63.7	0.1 pts	0.3 pts
Seasonally Adjusted				
Employed persons ('000)	9 767.7	9 792.2	24.5	2.6 %
Unemployed persons ('000)	544.3	539.4	-4.9	-7.3 %
Unemployment rate (%)	5.3	5.2	-0.1 pts	-0.5 pts
Participation rate (%)	63.7	63.7	0.1 pts	0.3 pts

KEY POINTS

TREND ESTIMATES (MONTHLY CHANGE)

- EMPLOYMENT increased to 9,770,700
- UNEMPLOYMENT decreased to 548,600
- UNEMPLOYMENT RATE decreased to 5.3%
- PARTICIPATION RATE increased to 63.7%

SEASONALLY ADJUSTED ESTIMATES (MONTHLY CHANGE)

EMPLOYMENT

- increased by 24,500 to 9,792,200. Full-time employment increased by 28,900 to 7,011,200 while part-time employment decreased by 4,400 to 2,781,000

UNEMPLOYMENT

- decreased by 4,900 to 539,400. The number of persons looking for full-time work decreased by 5,400 to 379,400 while the number of persons looking for part-time work increased by 500 to 159,900.

UNEMPLOYMENT RATE

- decreased by 0.1 percentage points to 5.2%. The male unemployment rate decreased by 0.1 percentage points to 5.2% and the female unemployment rate remained at 5.3%.

PARTICIPATION RATE

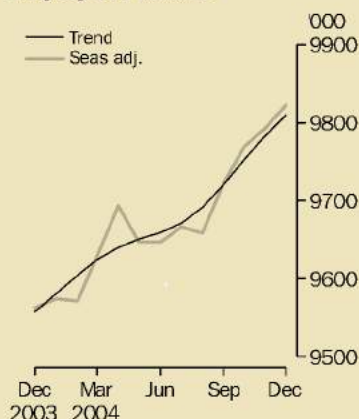
- increased slightly, but the rounded estimate remained at 63.7%.

LABOUR FORCE

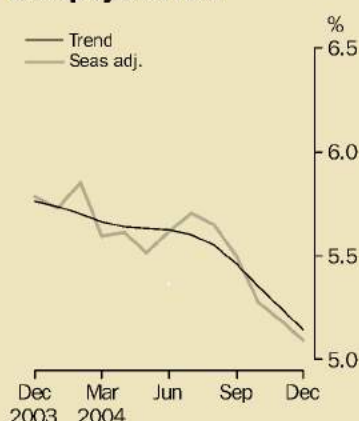
AUSTRALIA

EMBARGO: 11.30AM (CANBERRA TIME) THURS 13 JAN 2005

Employed Persons



Unemployment rate



INQUIRIES

- For further information about these and related statistics, contact the National Information and Referral Service on 1300 135 070 or Erika Maxim on Canberra (02) 6252 6525.

KEY FIGURES

	Nov 2004	Dec 2004	Nov 04 to Dec 04	Dec 03 to Dec 04
Trend				
Employed persons ('000)	9 784.0	9 810.5	26.5	2.6 %
Unemployed persons ('000)	541.5	531.8	-9.6	-9.0 %
Unemployment rate (%)	5.2	5.1	-0.1 pts	-0.6 pts
Participation rate (%)	63.7	63.8	0.0 pts	0.3 pts
Seasonally Adjusted				
Employed persons ('000)	9 793.4	9 822.4	29.0	2.7 %
Unemployed persons ('000)	535.9	526.9	-9.0	-10.2 %
Unemployment rate (%)	5.2	5.1	-0.1 pts	-0.7 pts
Participation rate (%)	63.7	63.8	0.1 pts	0.3 pts

KEY POINTS

TREND ESTIMATES (MONTHLY CHANGE)

- EMPLOYMENT increased to 9,810,500
- UNEMPLOYMENT decreased to 531,800
- UNEMPLOYMENT RATE decreased to 5.1%
- PARTICIPATION RATE increased to 63.8%

SEASONALLY ADJUSTED ESTIMATES (MONTHLY CHANGE)

EMPLOYMENT

- increased by 29,000 to 9,822,400. Full-time employment decreased by 5,800 to 7,004,100 while part-time employment increased by 34,800 to 2,818,300.

UNEMPLOYMENT

- decreased by 9,000 to 526,900. The number of persons looking for full-time work decreased slightly to 377,400 and the number of persons looking for part-time work decreased by 8,700 to 149,500.

UNEMPLOYMENT RATE

- decreased by 0.1 percentage point to 5.1%. Both the male and female unemployment rates decreased by 0.1 percentage point, to 5.0% and 5.2% respectively.

PARTICIPATION RATE

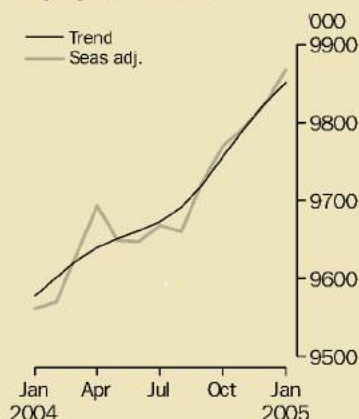
- increased by 0.1 percentage point to 63.8%.

LABOUR FORCE

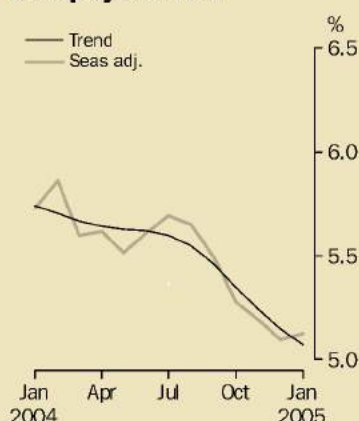
AUSTRALIA

EMBARGO: 11.30AM (CANBERRA TIME) THURS 10 FEB 2005

Employed Persons



Unemployment rate



INQUIRIES

- For further information about these and related statistics, contact the National Information and Referral Service on 1300 135 070 or Michael Johnson on Canberra (02) 6252 6525.

KEY FIGURES

	Dec 2004	Jan 2005	Dec 04 to Jan 05	Jan 04 to Jan 05
Trend				
Employed persons ('000)	9 824.8	9 851.6	26.8	2.9 %
Unemployed persons ('000)	533.2	526.4	-6.8	-9.7 %
Unemployment rate (%)	5.1	5.1	-0.1 pts	-0.7 pts
Participation rate (%)	63.8	63.9	0.1 pts	0.4 pts
Seasonally Adjusted				
Employed persons ('000)	9 823.8	9 868.2	44.5	3.2 %
Unemployed persons ('000)	527.4	533.3	5.9	-8.3 %
Unemployment rate (%)	5.1	5.1	0.0 pts	-0.6 pts
Participation rate (%)	63.8	64.1	0.3 pts	0.7 pts

KEY POINTS

TREND ESTIMATES (MONTHLY CHANGE)

- EMPLOYMENT increased to 9,851,600
- UNEMPLOYMENT decreased to 526,400
- UNEMPLOYMENT RATE decreased slightly, but the rounded estimate remained at 5.1%
- PARTICIPATION RATE increased to 63.9%

SEASONALLY ADJUSTED ESTIMATES (MONTHLY CHANGE)

EMPLOYMENT

- increased by 44,500 to 9,868,200. Full-time employment increased by 24,400 to 7,028,200 while part-time employment increased by 20,100 to 2,840,000.

UNEMPLOYMENT

- increased by 5,900 to 533,300. The number of persons looking for full-time work increased by 8,800 to 387,300 while the number of persons looking for part-time work decreased by 2,900 to 146,000.

UNEMPLOYMENT RATE

- remained at 5.1%. The male unemployment rate decreased by 0.1 percentage point to 5.0% while the female unemployment rate increased by 0.2 percentage points to 5.3%.

PARTICIPATION RATE

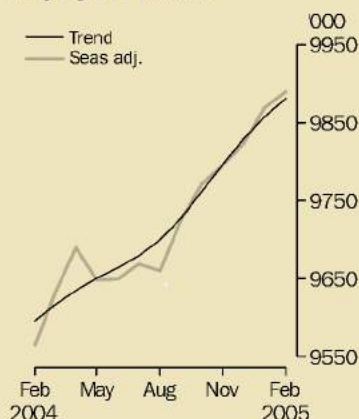
- increased by 0.3 percentage points to 64.1%.

LABOUR FORCE

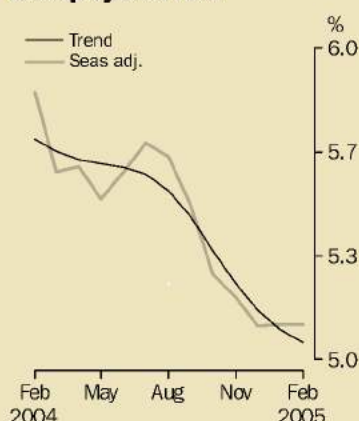
AUSTRALIA

EMBARGO: 11.30AM (CANBERRA TIME) THURS 10 MAR 2005

Employed Persons



Unemployment rate



INQUIRIES

For further information about these and related statistics, contact the National Information and Referral Service on 1300 135 070 or Erika Maxim on Canberra (02) 6252 6525.

KEY FIGURES

	Jan 2005	Feb 2005	Jan 05 to Feb 05	Feb 04 to Feb 05
Trend				
Employed persons ('000)	9 857.9	9 881.3	23.4	3.0 %
Unemployed persons ('000)	529.4	526.2	-3.2	-9.4 %
Unemployment rate (%)	5.1	5.1	0.0 pts	-0.7 pts
Participation rate (%)	64.0	64.1	0.1 pts	0.5 pts
Seasonally Adjusted				
Employed persons ('000)	9 869.7	9 889.7	20.0	3.4 %
Unemployed persons ('000)	531.9	533.0	1.1	-10.4 %
Unemployment rate (%)	5.1	5.1	0.0 pts	-0.7 pts
Participation rate (%)	64.1	64.1	0.1 pts	0.7 pts

KEY POINTS

TREND ESTIMATES (MONTHLY CHANGE)

- EMPLOYMENT increased to 9,881,300
- UNEMPLOYMENT decreased to 526,200
- UNEMPLOYMENT RATE remained at 5.1%
- PARTICIPATION RATE increased to 64.1%

SEASONALLY ADJUSTED ESTIMATES (MONTHLY CHANGE)

EMPLOYMENT

- increased by 20,000 to 9,889,700. Full-time employment increased by 37,900 to 7,079,600 while part-time employment decreased by 17,900 to 2,810,100.

UNEMPLOYMENT

- increased by 1,100 to 533,000. The number of persons looking for full-time work decreased by 4,500 to 381,200 while the number of persons looking for part-time work increased by 5,600 to 151,800.

UNEMPLOYMENT RATE

- remained at 5.1%. The male unemployment rate remained at 4.9% while the female unemployment rate increased marginally to 5.4%.

PARTICIPATION RATE

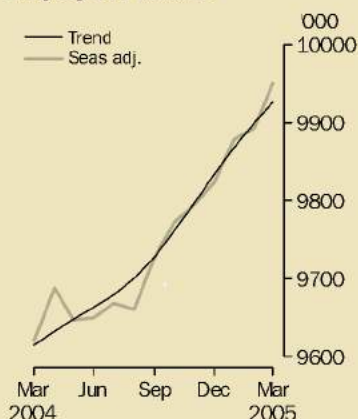
- increased slightly, but the rounded estimate remained at 64.1%.

LABOUR FORCE

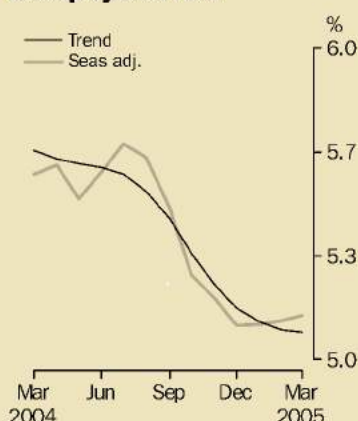
AUSTRALIA

EMBARGO: 11.30AM (CANBERRA TIME) THURS 7 APR 2005

Employed Persons



Unemployment rate



INQUIRIES

For further information about these and related statistics, contact the National Information and Referral Service on 1300 135 070 or Erika Maxim on Canberra (02) 6252 6525.

KEY FIGURES

	Feb 2005	Mar 2005	Feb 05 to Mar 05	Mar 04 to Mar 05
Trend				
Employed persons ('000)	9 900.6	9 927.0	26.4	3.2 %
Unemployed persons ('000)	531.6	532.2	0.6	-8.0 %
Unemployment rate (%)	5.1	5.1	0.0 pts	-0.6 pts
Participation rate (%)	64.2	64.3	0.1 pts	0.8 pts
Seasonally Adjusted				
Employed persons ('000)	9 893.4	9 951.2	57.8	3.4 %
Unemployed persons ('000)	534.5	539.5	5.0	-5.4 %
Unemployment rate (%)	5.1	5.1	0.0 pts	-0.5 pts
Participation rate (%)	64.2	64.5	0.3 pts	1.0 pts

KEY POINTS

TREND ESTIMATES (MONTHLY CHANGE)

- EMPLOYMENT increased to 9,927,000
- UNEMPLOYMENT increased to 532,200
- UNEMPLOYMENT RATE remained at 5.1%
- PARTICIPATION RATE increased to 64.3%

SEASONALLY ADJUSTED ESTIMATES (MONTHLY CHANGE)

EMPLOYMENT

- increased by 57,800 to 9,951,200. Full-time employment increased by 5,400 to 7,087,200 and part-time employment increased by 52,300 to 2,864,000.

UNEMPLOYMENT

- increased by 5,000 to 539,500. The number of persons looking for full-time work decreased by 1,700 to 379,900 while the number of persons looking for part-time work increased by 6,600 to 159,600.

UNEMPLOYMENT RATE

- remained at 5.1%. The male unemployment rate remained at 4.9% while the female unemployment rate increased by 0.1 percentage point to 5.5%.

PARTICIPATION RATE

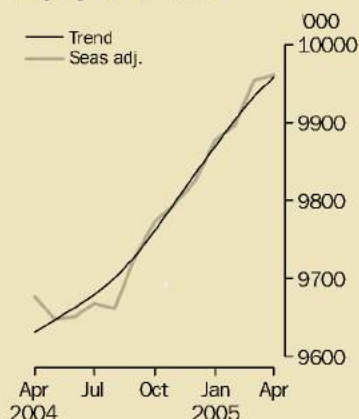
- increased by 0.3 percentage points to 64.5%.

LABOUR FORCE

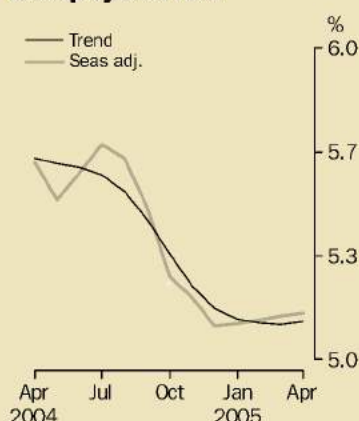
AUSTRALIA

EMBARGO: 11.30AM (CANBERRA TIME) THURS 12 MAY 2005

Employed Persons



Unemployment rate



INQUIRIES

For further information about these and related statistics, contact the National Information and Referral Service on 1300 135 070 or Michael Johnson on Canberra (02) 6252 6525.

KEY FIGURES

	Mar 2005	Apr 2005	Mar 05 to Apr 05	Apr 04 to Apr 05
Trend				
Employed persons ('000)	9 934.7	9 958.8	24.2	3.4 %
Unemployed persons ('000)	535.4	537.7	2.4	-6.7 %
Unemployment rate (%)	5.1	5.1	0.0 pts	-0.5 pts
Participation rate (%)	64.4	64.5	0.1 pts	0.9 pts
Seasonally Adjusted				
Employed persons ('000)	9 954.9	9 961.9	6.9	3.0 %
Unemployed persons ('000)	539.3	540.9	1.6	-6.3 %
Unemployment rate (%)	5.1	5.1	0.0 pts	-0.5 pts
Participation rate (%)	64.5	64.5	0.0 pts	0.7 pts

KEY POINTS

TREND ESTIMATES (MONTHLY CHANGE)

- EMPLOYMENT increased to 9,958,800
- UNEMPLOYMENT increased to 537,700
- UNEMPLOYMENT RATE remained at 5.1%
- PARTICIPATION RATE increased to 64.5%

SEASONALLY ADJUSTED ESTIMATES (MONTHLY CHANGE)

EMPLOYMENT

- increased by 6,900 to 9,961,900. Full-time employment increased by 39,100 to 7,129,600 while part-time employment decreased by 32,200 to 2,832,300.

UNEMPLOYMENT

- increased by 1,600 to 540,900. The number of persons looking for full-time work increased by 7,700 to 387,600 while the number of persons looking for part-time work decreased by 6,100 to 153,300.

UNEMPLOYMENT RATE

- remained at 5.1%. Both the male and female unemployment rates were unchanged, at 4.9% and 5.5% respectively.

PARTICIPATION RATE

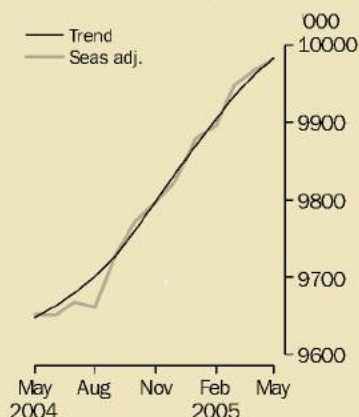
- remained at 64.5%.

LABOUR FORCE

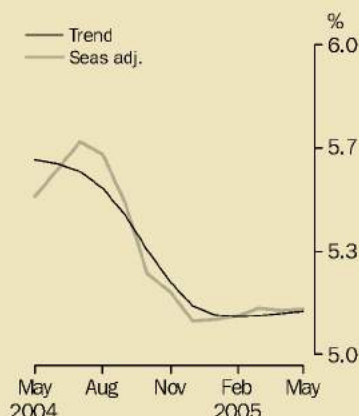
AUSTRALIA

EMBARGO: 11.30AM (CANBERRA TIME) THURS 9 JUN 2005

Employed Persons



Unemployment rate



INQUIRIES

For further information about these and related statistics, contact the National Information and Referral Service on 1300 135 070 or Michael Johnson on Canberra (02) 6252 6525.

KEY FIGURES

	Apr 2005	May 2005	Apr 05 to May 05	May 04 to May 05
Trend				
Employed persons ('000)	9 961.8	9 983.3	21.5	3.5 %
Unemployed persons ('000)	539.1	541.0	2.0	-6.0 %
Unemployment rate (%)	5.1	5.1	0.0 pts	-0.5 pts
Participation rate (%)	64.5	64.6	0.1 pts	1.0 pts
Seasonally Adjusted				
Employed persons ('000)	9 967.8	9 981.9	14.0	3.4 %
Unemployed persons ('000)	540.4	541.6	1.2	-3.8 %
Unemployment rate (%)	5.1	5.1	0.0 pts	-0.4 pts
Participation rate (%)	64.5	64.6	0.0 pts	1.0 pts

KEY POINTS

TREND ESTIMATES (MONTHLY CHANGE)

- EMPLOYMENT increased to 9,983,300
- UNEMPLOYMENT increased to 541,000
- UNEMPLOYMENT RATE remained at 5.1%
- PARTICIPATION RATE increased to 64.6%

SEASONALLY ADJUSTED ESTIMATES (MONTHLY CHANGE)

EMPLOYMENT

- increased by 14,000 to 9,981,900. Full-time employment decreased slightly to 7,128,000 while part-time employment increased by 14,600 to 2,853,900.

UNEMPLOYMENT

- increased by 1,200 to 541,600. The number of persons looking for full-time work decreased by 6,000 to 380,400 while the number of persons looking for part-time work increased by 7,200 to 161,200.

UNEMPLOYMENT RATE

- remained at 5.1%. The male unemployment rate remained at 4.9% while the female unemployment rate decreased by 0.1 percentage point to 5.4%.

PARTICIPATION RATE

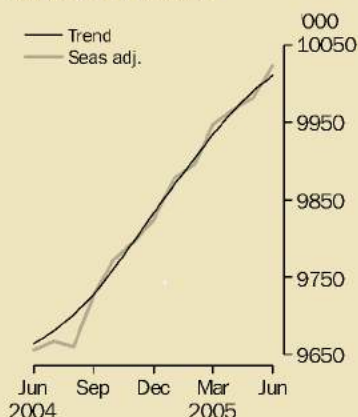
- increased slightly to 64.6%.

LABOUR FORCE

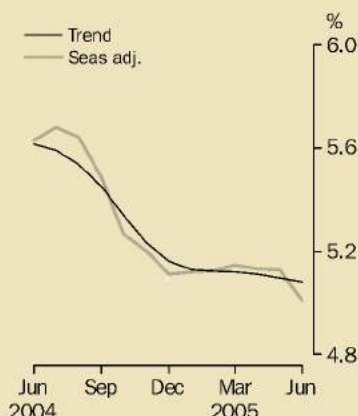
AUSTRALIA

EMBARGO: 11.30AM (CANBERRA TIME) THURS 7 JUL 2005

Employed Persons



Unemployment rate



INQUIRIES

For further information about these and related statistics, contact the National Information and Referral Service on 1300 135 070 or Michael Johnson on Canberra (02) 6252 6525.

KEY FIGURES

	May 2005	Jun 2005	May 05 to Jun 05	Jun 04 to Jun 05
Trend				
Employed persons ('000)	9 990.5	10 010.9	20.4	3.6 %
Unemployed persons ('000)	536.5	536.1	-0.4	-6.7 %
Unemployment rate (%)	5.1	5.1	0.0 pts	-0.5 pts
Participation rate (%)	64.6	64.7	0.1 pts	1.1 pts
Seasonally Adjusted				
Employed persons ('000)	9 981.4	10 023.1	41.7	3.8 %
Unemployed persons ('000)	539.7	528.5	-11.2	-8.3 %
Unemployment rate (%)	5.1	5.0	-0.1 pts	-0.6 pts
Participation rate (%)	64.5	64.7	0.1 pts	1.1 pts

KEY POINTS

TREND ESTIMATES (MONTHLY CHANGE)

- EMPLOYMENT increased to 10,010,900
- UNEMPLOYMENT decreased to 536,100
- UNEMPLOYMENT RATE remained at 5.1%
- PARTICIPATION RATE increased to 64.7%

SEASONALLY ADJUSTED ESTIMATES (MONTHLY CHANGE)

EMPLOYMENT

- increased by 41,700 to 10,023,100. Full-time employment increased by 60,200 to 7,190,400 while part-time employment decreased by 18,500 to 2,832,600.

UNEMPLOYMENT

- decreased by 11,200 to 528,500. The number of persons looking for full-time work decreased by 7,100 to 371,800 while the number of persons looking for part-time work decreased by 4,100 to 156,700.

UNEMPLOYMENT RATE

- decreased by 0.1 percentage point to 5.0%. The male unemployment rate decreased by 0.2 percentage points to 4.8% and the female unemployment rate decreased by 0.1 percentage point to 5.3%.

PARTICIPATION RATE

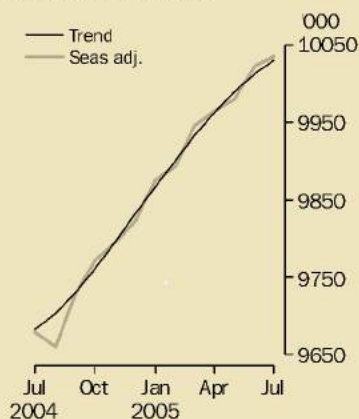
- increased by 0.1 percentage point to 64.7%.

LABOUR FORCE

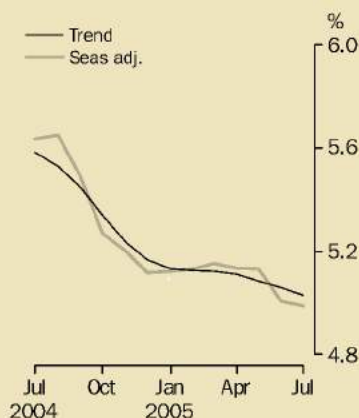
AUSTRALIA

EMBARGO: 11.30AM (CANBERRA TIME) THURS 11 AUG 2005

Employed Persons



Unemployment rate



INQUIRIES

For further information about these and related statistics, contact the National Information and Referral Service on 1300 135 070 or Michael Johnson on Canberra (02) 6252 6525.

KEY FIGURES

	Jun 2005	Jul 2005	Jun 05 to Jul 05	Jul 04 to Jul 05
Trend				
Employed persons ('000)	10 012.8	10 030.3	17.5	3.6 %
Unemployed persons ('000)	533.5	531.2	-2.3	-7.2 %
Unemployment rate (%)	5.1	5.0	0.0 pts	-0.6 pts
Participation rate (%)	64.6	64.7	0.0 pts	1.1 pts
Seasonally Adjusted				
Employed persons ('000)	10 022.2	10 034.9	12.7	3.7 %
Unemployed persons ('000)	528.2	527.0	-1.2	-8.8 %
Unemployment rate (%)	5.0	5.0	0.0 pts	-0.6 pts
Participation rate (%)	64.7	64.7	0.0 pts	1.0 pts

KEY POINTS

TREND ESTIMATES (MONTHLY CHANGE)

- EMPLOYMENT increased to 10,030,300
- UNEMPLOYMENT decreased to 531,200
- UNEMPLOYMENT RATE decreased to 5.0%
- PARTICIPATION RATE increased to 64.7%

SEASONALLY ADJUSTED ESTIMATES (MONTHLY CHANGE)

EMPLOYMENT

- increased by 12,700 to 10,034,900. Full-time employment decreased by 14,500 to 7,172,000 while part-time employment increased by 27,200 to 2,862,900.

UNEMPLOYMENT

- decreased by 1,200 to 527,000. The number of persons looking for full-time work decreased by 4,300 to 367,300 while the number of persons looking for part-time work increased by 3,100 to 159,700.

UNEMPLOYMENT RATE

- remained at 5.0%. The male unemployment rate decreased by 0.1 percentage point to 4.7% and the female unemployment rate remained at 5.3%.

PARTICIPATION RATE

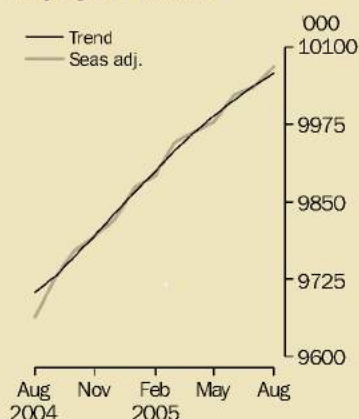
- remained at 64.7%.

LABOUR FORCE

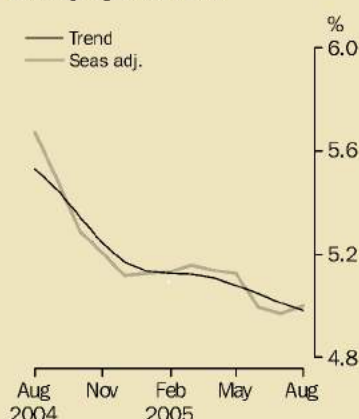
AUSTRALIA

EMBARGO: 11.30AM (CANBERRA TIME) THURS 8 SEP 2005

Employed Persons



Unemployment rate



INQUIRIES

For further information about these and related statistics, contact the National Information and Referral Service on 1300 135 070 or Michael Johnson on Canberra (02) 6252 6525.

KEY FIGURES

	Jul 2005	Aug 2005	Jul 05 to Aug 05	Aug 04 to Aug 05
Trend				
Employed persons ('000)	10 037.7	10 056.4	18.7	3.6 %
Unemployed persons ('000)	529.7	527.5	-2.2	-7.1 %
Unemployment rate (%)	5.0	5.0	0.0 pts	-0.5 pts
Participation rate (%)	64.7	64.7	0.0 pts	1.2 pts
Seasonally Adjusted				
Employed persons ('000)	10 034.9	10 067.5	32.6	4.2 %
Unemployed persons ('000)	524.8	529.9	5.1	-8.8 %
Unemployment rate (%)	5.0	5.0	0.0 pts	-0.7 pts
Participation rate (%)	64.6	64.8	0.2 pts	1.3 pts

KEY POINTS

TREND ESTIMATES (MONTHLY CHANGE)

- EMPLOYMENT increased to 10,056,400
- UNEMPLOYMENT decreased to 527,500
- UNEMPLOYMENT RATE remained at 5.0%
- PARTICIPATION RATE remained at 64.7%

SEASONALLY ADJUSTED ESTIMATES (MONTHLY CHANGE)

EMPLOYMENT

- increased by 32,600 to 10,067,500. Full-time employment increased by 16,100 to 7,186,300 and part-time employment increased by 16,500 to 2,881,100.

UNEMPLOYMENT

- increased by 5,100 to 529,900. The number of persons looking for full-time work increased by 7,200 to 372,800 while the number of persons looking for part-time work decreased by 2,100 to 157,000.

UNEMPLOYMENT RATE

- remained at 5.0%. The male unemployment rate increased by 0.2 percentage points to 4.9% while the female unemployment rate decreased by 0.2 percentage points to 5.1%.

PARTICIPATION RATE

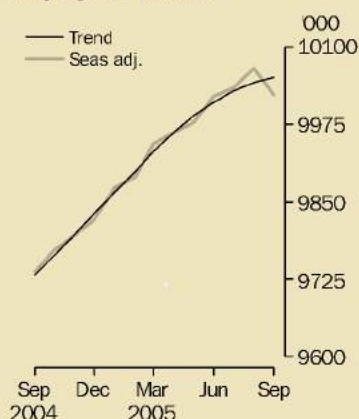
- increased by 0.2 percentage points to 64.8%.

LABOUR FORCE

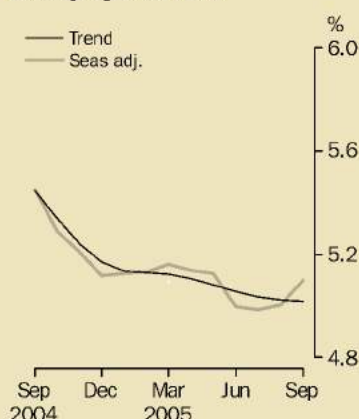
AUSTRALIA

EMBARGO: 11.30AM (CANBERRA TIME) THURS 13 OCT 2005

Employed Persons



Unemployment rate



INQUIRIES

For further information about these and related statistics, contact the National Information and Referral Service on 1300 135 070 or Rebecca Cash on Canberra (02) 6252 6525.

KEY FIGURES

	Aug 2005	Sep 2005	Aug 05 to Sep 05	Sep 04 to Sep 05
Trend				
Employed persons ('000)	10 042.6	10 050.4	7.8	3.3 %
Unemployed persons ('000)	531.2	531.1	-0.1	-5.3 %
Unemployment rate (%)	5.0	5.0	0.0 pts	-0.4 pts
Participation rate (%)	64.7	64.7	0.0 pts	1.0 pts
Seasonally Adjusted				
Employed persons ('000)	10 065.1	10 022.8	-42.3	2.9 %
Unemployed persons ('000)	530.2	538.7	8.5	-4.0 %
Unemployment rate (%)	5.0	5.1	0.1 pts	-0.4 pts
Participation rate (%)	64.8	64.5	-0.3 pts	0.8 pts

KEY POINTS

TREND ESTIMATES (MONTHLY CHANGE)

- EMPLOYMENT increased to 10,050,400
- UNEMPLOYMENT decreased to 531,100
- UNEMPLOYMENT RATE remained at 5.0%
- PARTICIPATION RATE remained at 64.7%

SEASONALLY ADJUSTED ESTIMATES (MONTHLY CHANGE)

EMPLOYMENT

- decreased by 42,300 to 10,022,800. Full-time employment decreased by 25,900 to 7,158,800 and part-time employment decreased by 16,500 to 2,864,000.

UNEMPLOYMENT

- increased by 8,500 to 538,700. The number of persons looking for full-time work increased by 9,100 to 382,900 while the number of persons looking for part-time work decreased slightly to 155,800.

UNEMPLOYMENT RATE

- increased by 0.1 percentage point to 5.1%. Both the male and female unemployment rates increased by 0.1 percentage point, to 5.0% and 5.2% respectively.

PARTICIPATION RATE

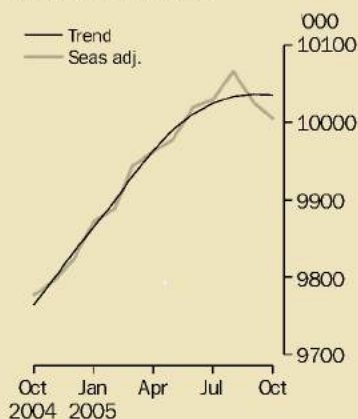
- decreased by 0.3 percentage points to 64.5%.

LABOUR FORCE

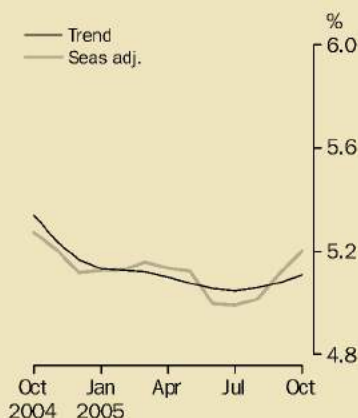
AUSTRALIA

EMBARGO: 11.30AM (CANBERRA TIME) THURS 10 NOV 2005

Employed Persons



Unemployment rate



INQUIRIES

For further information about these and related statistics, contact the National Information and Referral Service on 1300 135 070 or Rebecca Cash on Canberra (02) 6252 6525.

KEY FIGURES

	Sep 2005	Oct 2005	Sep 05 to Oct 05	Oct 04 to Oct 05
Trend				
Employed persons ('000)	10 036.1	10 035.8	-0.3	2.8 %
Unemployed persons ('000)	537.2	540.3	3.1	-1.9 %
Unemployment rate (%)	5.1	5.1	0.0 pts	-0.2 pts
Participation rate (%)	64.6	64.5	0.0 pts	0.9 pts
Seasonally Adjusted				
Employed persons ('000)	10 025.2	10 005.4	-19.8	2.3 %
Unemployed persons ('000)	540.7	549.0	8.3	0.9 %
Unemployment rate (%)	5.1	5.2	0.1 pts	-0.1 pts
Participation rate (%)	64.5	64.4	-0.1 pts	0.6 pts

KEY POINTS

TREND ESTIMATES (MONTHLY CHANGE)

- EMPLOYMENT decreased to 10,035,800
- UNEMPLOYMENT increased to 540,300
- UNEMPLOYMENT RATE remained at 5.1%
- PARTICIPATION RATE decreased to 64.5%

SEASONALLY ADJUSTED ESTIMATES (MONTHLY CHANGE)

EMPLOYMENT

- decreased by 19,800 to 10,005,400. Full-time employment decreased by 60,800 to 7,096,900 while part-time employment increased by 41,000 to 2,908,600.

UNEMPLOYMENT

- increased by 8,300 to 549,000. The number of persons looking for full-time work increased by 4,000 to 388,700 and the number of persons looking for part-time work increased by 4,300 to 160,200.

UNEMPLOYMENT RATE

- increased by 0.1 percentage point to 5.2%. The male unemployment rate increased by 0.1 percentage point to 5.1% and the female unemployment rate remained at 5.3%.

PARTICIPATION RATE

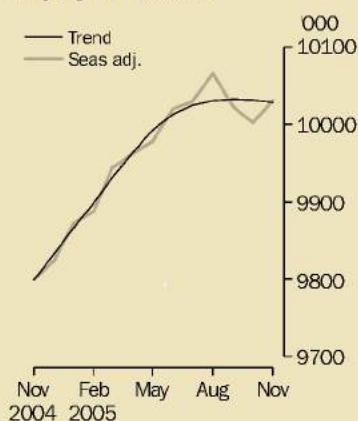
- decreased by 0.1 percentage point to 64.4%.

LABOUR FORCE

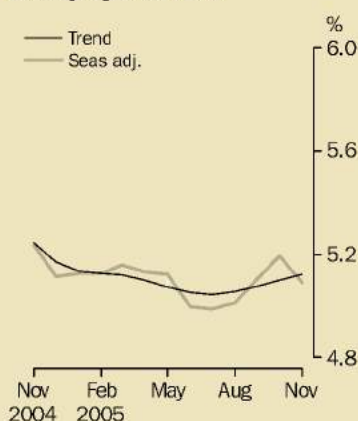
AUSTRALIA

EMBARGO: 11.30AM (CANBERRA TIME) THURS 8 DEC 2005

Employed Persons



Unemployment rate



INQUIRIES

For further information about these and related statistics, contact the National Information and Referral Service on 1300 135 070 or Rebecca Cash on Canberra (02) 6252 6525.

KEY FIGURES

	Oct 2005	Nov 2005	Oct 05 to Nov 05	Nov 04 to Nov 05
Trend				
Employed persons ('000)	10 031.4	10 028.4	-2.9	2.3 %
Unemployed persons ('000)	539.1	541.5	2.4	-0.1 %
Unemployment rate (%)	5.1	5.1	0.0 pts	-0.1 pts
Participation rate (%)	64.5	64.4	-0.1 pts	0.6 pts
Seasonally Adjusted				
Employed persons ('000)	10 002.4	10 030.4	28.0	2.3 %
Unemployed persons ('000)	548.1	538.1	-9.9	-0.6 %
Unemployment rate (%)	5.2	5.1	-0.1 pts	-0.1 pts
Participation rate (%)	64.4	64.4	0.0 pts	0.6 pts

KEY POINTS

TREND ESTIMATES (MONTHLY CHANGE)

- EMPLOYMENT decreased to 10,028,400
- UNEMPLOYMENT increased to 541,500
- UNEMPLOYMENT RATE remained at 5.1%
- PARTICIPATION RATE decreased to 64.4%

SEASONALLY ADJUSTED ESTIMATES (MONTHLY CHANGE)

EMPLOYMENT

- increased by 28,000 to 10,030,400. Full-time employment increased by 48,100 to 7,143,800 while part-time employment decreased by 20,100 to 2,886,700.

UNEMPLOYMENT

- decreased by 9,900 to 538,100. The number of persons looking for full-time work decreased by 2,400 to 385,700 and the number of persons looking for part-time work decreased by 7,500 to 152,400.

UNEMPLOYMENT RATE

- decreased by 0.1 percentage point to 5.1%. The male unemployment rate remained at 5.1% and the female unemployment rate decreased by 0.2 percentage points to 5.0%.

PARTICIPATION RATE

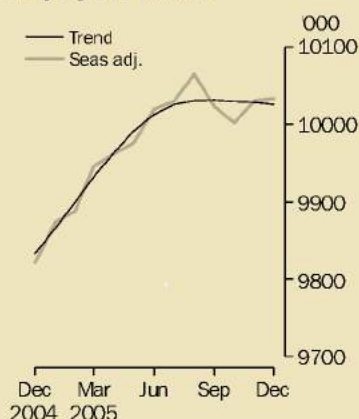
- remained at 64.4%.

LABOUR FORCE

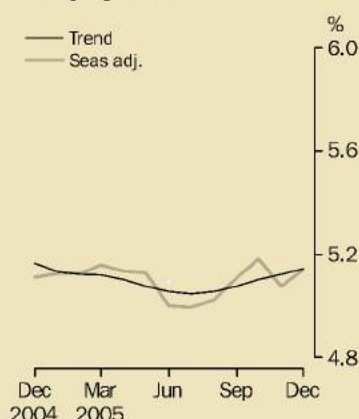
AUSTRALIA

EMBARGO: 11.30AM (CANBERRA TIME) THURS 12 JAN 2006

Employed Persons



Unemployment rate



INQUIRIES

For further information about these and related statistics, contact the National Information and Referral Service on 1300 135 070 or Michael Johnson on Canberra (02) 6252 6525.

KEY FIGURES

	Nov 2005	Dec 2005	Nov 05 to Dec 05	Dec 04 to Dec 05
Trend				
Employed persons ('000)	10 028.3	10 025.3	-3.0	2.0 %
Unemployed persons ('000)	541.5	543.7	2.2	1.5 %
Unemployment rate (%)	5.1	5.1	0.0 pts	0.0 pts
Participation rate (%)	64.4	64.3	-0.1 pts	0.4 pts
Seasonally Adjusted				
Employed persons ('000)	10 030.9	10 033.0	2.1	2.1 %
Unemployed persons ('000)	536.6	543.6	7.0	2.7 %
Unemployment rate (%)	5.1	5.1	0.1 pts	0.0 pts
Participation rate (%)	64.4	64.4	0.0 pts	0.6 pts

KEY POINTS

TREND ESTIMATES (MONTHLY CHANGE)

- EMPLOYMENT decreased to 10,025,300
- UNEMPLOYMENT increased to 543,700
- UNEMPLOYMENT RATE remained at 5.1%
- PARTICIPATION RATE decreased to 64.3%

SEASONALLY ADJUSTED ESTIMATES (MONTHLY CHANGE)

EMPLOYMENT

- increased by 2,100 to 10,033,000. Full-time employment decreased by 4,800 to 7,141,300 while part-time employment increased by 6,900 to 2,891,700.

UNEMPLOYMENT

- increased by 7,000 to 543,600. The number of persons looking for full-time work decreased by 2,300 to 381,200 and the number of persons looking for part-time work increased by 9,300 to 162,400.

UNEMPLOYMENT RATE

- increased slightly, but the rounded estimate remained at 5.1%. The male unemployment rate remained at 5.1% and the female unemployment rate increased by 0.1 percentage point to 5.2%.

PARTICIPATION RATE

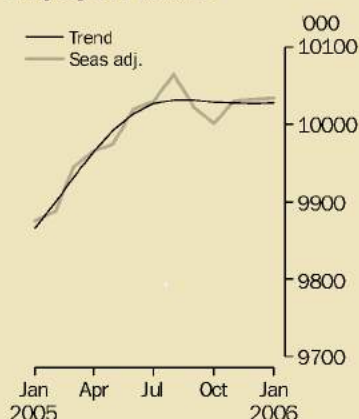
- remained at 64.4%.

LABOUR FORCE

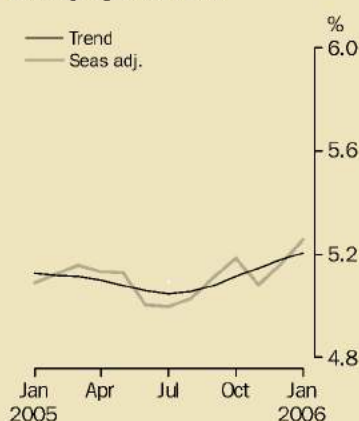
AUSTRALIA

EMBARGO: 11.30AM (CANBERRA TIME) THURS 9 FEB 2006

Employed Persons



Unemployment rate



INQUIRIES

For further information about these and related statistics, contact the National Information and Referral Service on 1300 135 070 or Rebecca Cash on Canberra (02) 6252 6525.

KEY FIGURES

	Dec 2005	Jan 2006	Dec 05 to Jan 06	Jan 05 to Jan 06
Trend				
Employed persons ('000)	10 027.0	10 027.4	0.4	1.6 %
Unemployed persons ('000)	547.8	550.8	3.0	3.3 %
Unemployment rate (%)	5.2	5.2	0.0 pts	0.1 pts
Participation rate (%)	64.4	64.3	0.0 pts	0.3 pts
Seasonally Adjusted				
Employed persons ('000)	10 032.7	10 034.5	1.8	1.6 %
Unemployed persons ('000)	545.9	556.8	10.9	5.1 %
Unemployment rate (%)	5.2	5.3	0.1 pts	0.2 pts
Participation rate (%)	64.4	64.4	0.0 pts	0.3 pts

KEY POINTS

TREND ESTIMATES (MONTHLY CHANGE)

- EMPLOYMENT increased to 10,027,400
- UNEMPLOYMENT increased to 550,800
- UNEMPLOYMENT RATE remained at 5.2%
- PARTICIPATION RATE decreased to 64.3%

SEASONALLY ADJUSTED ESTIMATES (MONTHLY CHANGE)

EMPLOYMENT

- increased by 1,800 to 10,034,500. Full-time employment increased by 30,500 to 7,177,300 while part-time employment decreased by 28,700 to 2,857,200.

UNEMPLOYMENT

- increased by 10,900 to 556,800. The number of persons looking for full-time work increased by 13,300 to 396,200 while the number of persons looking for part-time work decreased by 2,300 to 160,600.

UNEMPLOYMENT RATE

- increased by 0.1 percentage point to 5.3%. The male unemployment rate increased by 0.1 percentage point to 5.2% and the female unemployment rate increased by 0.1 percentage point to 5.4%.

PARTICIPATION RATE

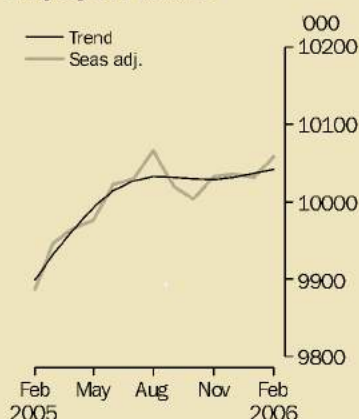
- remained at 64.4%.

LABOUR FORCE

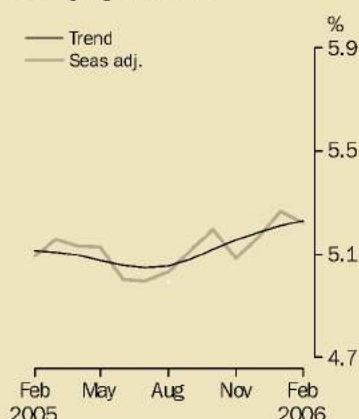
AUSTRALIA

EMBARGO: 11.30AM (CANBERRA TIME) THURS 9 MAR 2006

Employed Persons



Unemployment rate



INQUIRIES

For further information about these and related statistics, contact the National Information and Referral Service on 1300 135 070 or Michael Johnson on Canberra (02) 6252 6525.

KEY FIGURES

	Jan 2006	Feb 2006	Jan 06 to Feb 06	Feb 05 to Feb 06
Trend				
Employed persons ('000)	10 036.7	10 041.2	4.4	1.4 %
Unemployed persons ('000)	551.8	554.2	2.4	3.9 %
Unemployment rate (%)	5.2	5.2	0.0 pts	0.1 pts
Participation rate (%)	64.4	64.4	0.0 pts	0.2 pts
Seasonally Adjusted				
Employed persons ('000)	10 032.2	10 058.0	25.9	1.7 %
Unemployed persons ('000)	557.8	554.1	-3.7	4.4 %
Unemployment rate (%)	5.3	5.2	0.0 pts	0.1 pts
Participation rate (%)	64.4	64.4	0.1 pts	0.3 pts

KEY POINTS

TREND ESTIMATES (MONTHLY CHANGE)

- EMPLOYMENT increased to 10,041,200
- UNEMPLOYMENT increased to 554,200
- UNEMPLOYMENT RATE remained at 5.2%
- PARTICIPATION RATE remained at 64.4%

SEASONALLY ADJUSTED ESTIMATES (MONTHLY CHANGE)

EMPLOYMENT

- increased by 25,900 to 10,058,000. Full-time employment increased by 6,200 to 7,186,800 while part-time employment increased by 19,700 to 2,871,200.

UNEMPLOYMENT

- decreased by 3,700 to 554,100. The number of persons looking for full-time work decreased by 2,800 to 394,000 while the number of persons looking for part-time work decreased slightly to 160,100.

UNEMPLOYMENT RATE

- decreased slightly to 5.2%. The male unemployment rate remained at 5.2% and the female unemployment rate decreased by 0.1 percentage point to 5.2%.

PARTICIPATION RATE

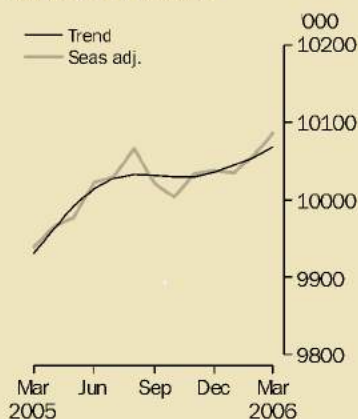
- remained at 64.4%.

LABOUR FORCE

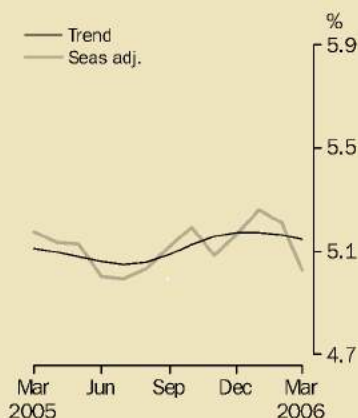
AUSTRALIA

EMBARGO: 11.30AM (CANBERRA TIME) THURS 6 APR 2006

Employed Persons



Unemployment rate



INQUIRIES

For further information about these and related statistics, contact the National Information and Referral Service on 1300 135 070 or Michael Johnson on Canberra (02) 6252 6525.

KEY FIGURES

	Feb 2006	Mar 2006	Feb 06 to Mar 06	Mar 05 to Mar 06
Trend				
Employed persons ('000)	10 055.2	10 067.7	12.4	1.4 %
Unemployed persons ('000)	547.7	546.4	-1.2	2.1 %
Unemployment rate (%)	5.2	5.1	0.0 pts	0.0 pts
Participation rate (%)	64.4	64.4	0.0 pts	0.1 pts
Seasonally Adjusted				
Employed persons ('000)	10 058.2	10 085.3	27.0	1.5 %
Unemployed persons ('000)	553.1	533.9	-19.2	-1.6 %
Unemployment rate (%)	5.2	5.0	-0.2 pts	-0.1 pts
Participation rate (%)	64.4	64.4	0.0 pts	0.0 pts

KEY POINTS

TREND ESTIMATES (MONTHLY CHANGE)

- EMPLOYMENT increased to 10,067,700
- UNEMPLOYMENT decreased to 546,400
- UNEMPLOYMENT RATE decreased to 5.1%
- PARTICIPATION RATE remained at 64.4%

SEASONALLY ADJUSTED ESTIMATES (MONTHLY CHANGE)

EMPLOYMENT

- increased by 27,000 to 10,085,300. Full-time employment decreased by 12,400 to 7,172,600 while part-time employment increased by 39,500 to 2,912,700.

UNEMPLOYMENT

- decreased by 19,200 to 533,900. The number of persons looking for full-time work decreased by 15,400 to 377,900 while the number of persons looking for part-time work decreased by 3,800 to 156,000.

UNEMPLOYMENT RATE

- decreased by 0.2 percentage points to 5.0%. The male unemployment rate decreased by 0.2 percentage points to 5.0% and the female unemployment rate decreased by 0.2 percentage points to 5.1%.

PARTICIPATION RATE

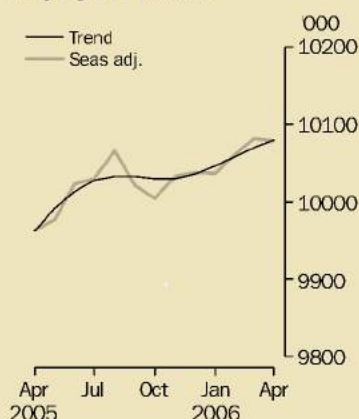
- remained at 64.4%.

LABOUR FORCE

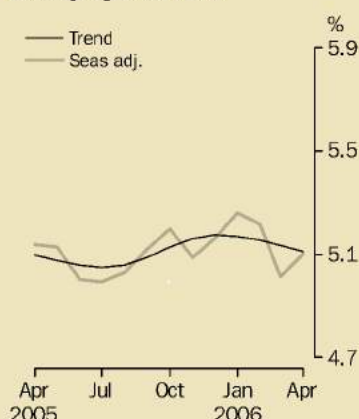
AUSTRALIA

EMBARGO: 11.30AM (CANBERRA TIME) THURS 11 MAY 2006

Employed Persons



Unemployment rate



INQUIRIES

For further information about these and related statistics, contact the National Information and Referral Service on 1300 135 070 or Rebecca Cash on Canberra (02) 6252 6525.

KEY FIGURES

	Mar 2006	Apr 2006	Mar 06 to Apr 06	Apr 05 to Apr 06
Trend				
Employed persons ('000)	10 070.1	10 079.8	9.7	1.2 %
Unemployed persons ('000)	545.1	543.1	-2.0	1.5 %
Unemployment rate (%)	5.1	5.1	0.0 pts	0.0 pts
Participation rate (%)	64.4	64.4	0.0 pts	-0.1 pts
Seasonally Adjusted				
Employed persons ('000)	10 082.1	10 078.9	-3.2	1.2 %
Unemployed persons ('000)	532.4	542.1	9.7	0.5 %
Unemployment rate (%)	5.0	5.1	0.1 pts	0.0 pts
Participation rate (%)	64.4	64.3	0.0 pts	-0.2 pts

KEY POINTS

TREND ESTIMATES (MONTHLY CHANGE)

- EMPLOYMENT increased to 10,079,800
- UNEMPLOYMENT decreased to 543,100
- UNEMPLOYMENT RATE remained at 5.1%
- PARTICIPATION RATE remained at 64.4%

SEASONALLY ADJUSTED ESTIMATES (MONTHLY CHANGE)

EMPLOYMENT

- decreased by 3,200 to 10,078,900. Full-time employment increased by 22,700 to 7,195,300 while part-time employment decreased by 25,900 to 2,883,600.

UNEMPLOYMENT

- increased by 9,700 to 542,100. The number of persons looking for full-time work decreased by 10,100 to 366,200 while the number of persons looking for part-time work increased by 19,900 to 175,900.

UNEMPLOYMENT RATE

- increased by 0.1 percentage point to 5.1%. The male unemployment rate decreased by 0.1 percentage point to 4.9% and the female unemployment rate increased by 0.3 percentage points to 5.4%.

PARTICIPATION RATE

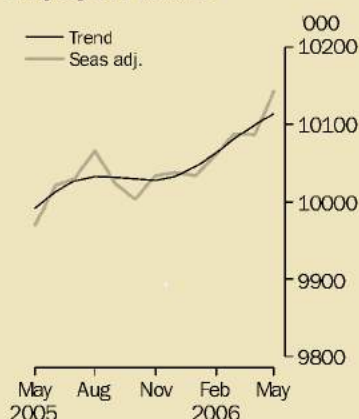
- decreased slightly to 64.3%.

LABOUR FORCE

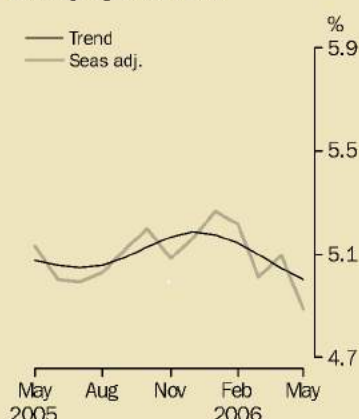
AUSTRALIA

EMBARGO: 11.30AM (CANBERRA TIME) THURS 8 JUN 2006

Employed Persons



Unemployment rate



INQUIRIES

For further information about these and related statistics, contact the National Information and Referral Service on 1300 135 070 or Michael Johnson on Canberra (02) 6252 6525.

KEY FIGURES

	Apr 2006	May 2006	Apr 06 to May 06	May 05 to May 06
Trend				
Employed persons ('000)	10 099.1	10 114.1	15.0	1.2 %
Unemployed persons ('000)	537.0	532.6	-4.3	-0.3 %
Unemployment rate (%)	5.0	5.0	0.0 pts	-0.1 pts
Participation rate (%)	64.4	64.5	0.0 pts	-0.1 pts
Seasonally Adjusted				
Employed persons ('000)	10 086.3	10 142.2	56.0	1.7 %
Unemployed persons ('000)	541.8	521.3	-20.5	-3.3 %
Unemployment rate (%)	5.1	4.9	-0.2 pts	-0.2 pts
Participation rate (%)	64.4	64.5	0.1 pts	0.1 pts

KEY POINTS

TREND ESTIMATES (MONTHLY CHANGE)

- EMPLOYMENT increased to 10,114,100
- UNEMPLOYMENT decreased to 532,600
- UNEMPLOYMENT RATE remained at 5.0%
- PARTICIPATION RATE increased to 64.5%

SEASONALLY ADJUSTED ESTIMATES (MONTHLY CHANGE)

EMPLOYMENT

- increased by 56,000 to 10,142,200. Full-time employment increased by 55,800 to 7,254,000 and part-time employment increased slightly to 2,888,200.

UNEMPLOYMENT

- decreased by 20,500 to 521,300. The number of persons looking for full-time work increased by 5,700 to 371,700 while the number of persons looking for part-time work decreased by 26,200 to 149,600.

UNEMPLOYMENT RATE

- decreased by 0.2 percentage points to 4.9%. The male unemployment rate decreased by 0.1 percentage point to 4.8% and the female unemployment rate decreased by 0.3 percentage points to 5.0%.

PARTICIPATION RATE

- increased by 0.1 percentage point to 64.5%.



Australian Bureau of Statistics

JUNE 2006

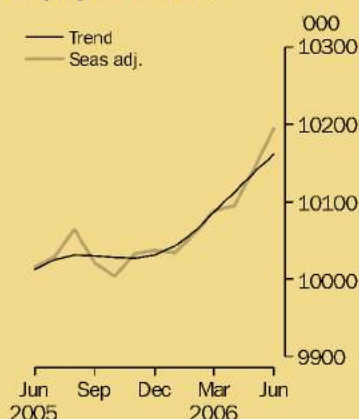
6202.0

LABOUR FORCE

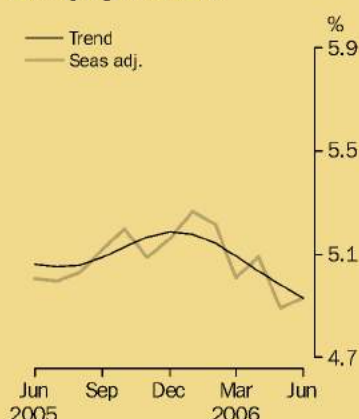
AUSTRALIA

EMBARGO: 11.30AM (CANBERRA TIME) THURS 13 JUL 2006

Employed Persons



Unemployment rate



INQUIRIES

For further information about these and related statistics, contact the National Information and Referral Service on 1300 135 070 or Rebecca Cash on Canberra (02) 6252 6525.

www.abs.gov.au

KEY FIGURES

	May 2006	Jun 2006	May 06 to Jun 06	Jun 05 to Jun 06
Trend				
Employed persons ('000)	10 137.4	10 161.0	23.7	1.5 %
Unemployed persons ('000)	531.6	526.9	-4.7	-1.3 %
Unemployment rate (%)	5.0	4.9	-0.1 pts	-0.1 pts
Participation rate (%)	64.6	64.6	0.1 pts	0.0 pts
Seasonally Adjusted				
Employed persons ('000)	10 142.2	10 194.2	52.0	1.8 %
Unemployed persons ('000)	521.7	529.1	7.4	0.2 %
Unemployment rate (%)	4.9	4.9	0.0 pts	-0.1 pts
Participation rate (%)	64.5	64.8	0.3 pts	0.2 pts

KEY POINTS

TREND ESTIMATES (MONTHLY CHANGE)

- EMPLOYMENT increased to 10,161,000
- UNEMPLOYMENT decreased to 526,900
- UNEMPLOYMENT RATE decreased to 4.9%
- PARTICIPATION RATE increased slightly, but the rounded estimate remained at 64.6%.

SEASONALLY ADJUSTED ESTIMATES (MONTHLY CHANGE)

EMPLOYMENT

- increased by 52,000 to 10,194,200. Full-time employment increased by 24,400 to 7,277,900 and part-time employment increased by 27,600 to 2,916,300.

UNEMPLOYMENT

- increased by 7,400 to 529,100. The number of persons looking for full-time work decreased by 1,400 to 370,200 while the number of persons looking for part-time work increased by 8,800 to 158,900.

UNEMPLOYMENT RATE

- remained at 4.9%. The male unemployment rate remained at 4.8% and the female unemployment rate increased slightly, but the rounded estimate remained at 5.1%.

PARTICIPATION RATE

- increased by 0.3 percentage points to 64.8%.



Australian Bureau of Statistics

JULY 2006

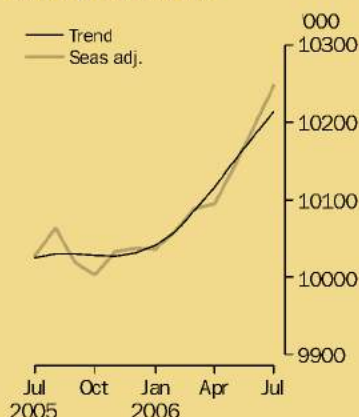
6202.0

LABOUR FORCE

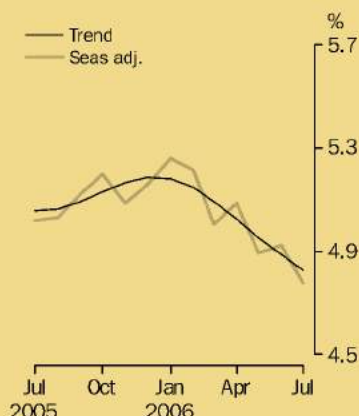
AUSTRALIA

EMBARGO: 11.30AM (CANBERRA TIME) THURS 10 AUG 2006

Employed Persons



Unemployment rate



INQUIRIES

For further information about these and related statistics, contact the National Information and Referral Service on 1300 135 070 or Rebecca Cash on Canberra (02) 6252 6525.

www.abs.gov.au

KEY FIGURES

	Jun 2006	Jul 2006	Jun 06 to Jul 06	Jul 05 to Jul 06
Trend				
Employed persons ('000)	10 183.6	10 214.2	30.6	1.9 %
Unemployed persons ('000)	523.2	518.0	-5.2	-3.0 %
Unemployment rate (%)	4.9	4.8	-0.1 pts	-0.2 pts
Participation rate (%)	64.7	64.8	0.1 pts	0.2 pts
Seasonally Adjusted				
Employed persons ('000)	10 196.9	10 247.5	50.7	2.2 %
Unemployed persons ('000)	528.0	513.9	-14.1	-3.0 %
Unemployment rate (%)	4.9	4.8	-0.1 pts	-0.2 pts
Participation rate (%)	64.8	65.0	0.1 pts	0.3 pts

KEY POINTS

TREND ESTIMATES (MONTHLY CHANGE)

- EMPLOYMENT increased to 10,214,200
- UNEMPLOYMENT decreased to 518,000
- UNEMPLOYMENT RATE decreased to 4.8%
- PARTICIPATION RATE increased to 64.8%.

SEASONALLY ADJUSTED ESTIMATES (MONTHLY CHANGE)

EMPLOYMENT

- increased by 50,700 to 10,247,500. Full-time employment increased by 27,100 to 7,305,300 and part-time employment increased by 23,600 to 2,942,300.

UNEMPLOYMENT

- decreased by 14,100 to 513,900. The number of persons looking for full-time work decreased by 8,200 to 362,200 and the number of persons looking for part-time work decreased by 5,900 to 151,700.

UNEMPLOYMENT RATE

- decreased by 0.1 percentage point to 4.8%. The male unemployment rate decreased marginally to 4.7% and the female unemployment rate decreased by 0.3 percentage points to 4.8%.

PARTICIPATION RATE

- increased by 0.1 percentage point to 65.0%.



Australian Bureau of Statistics

AUGUST 2006

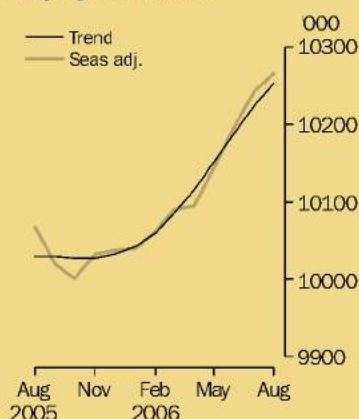
6202.0

LABOUR FORCE

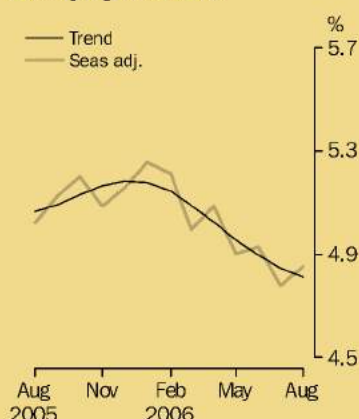
AUSTRALIA

EMBARGO: 11.30AM (CANBERRA TIME) THURS 7 SEP 2006

Employed Persons



Unemployment rate



INQUIRIES

For further information about these and related statistics, contact the National Information and Referral Service on 1300 135 070 or Michael Johnson on Canberra (02) 6252 6525.

www.abs.gov.au

KEY FIGURES

	Jul 2006	Aug 2006	Jul 06 to Aug 06	Aug 05 to Aug 06
Trend				
Employed persons ('000)	10 223.3	10 252.6	29.3	2.2 %
Unemployed persons ('000)	520.8	518.4	-2.3	-3.1 %
Unemployment rate (%)	4.8	4.8	0.0 pts	-0.3 pts
Participation rate (%)	64.9	65.0	0.1 pts	0.4 pts
Seasonally Adjusted				
Employed persons ('000)	10 242.1	10 265.5	23.4	2.0 %
Unemployed persons ('000)	514.0	523.6	9.5	-1.6 %
Unemployment rate (%)	4.8	4.9	0.1 pts	-0.2 pts
Participation rate (%)	64.9	65.1	0.1 pts	0.3 pts

KEY POINTS

TREND ESTIMATES (MONTHLY CHANGE)

- EMPLOYMENT increased to 10,252,600
- UNEMPLOYMENT decreased to 518,400
- UNEMPLOYMENT RATE remained at 4.8%
- PARTICIPATION RATE increased to 65.0%

SEASONALLY ADJUSTED ESTIMATES (MONTHLY CHANGE)

EMPLOYMENT

- increased by 23,400 to 10,265,500. Full-time employment increased by 22,600 to 7,324,200 and part-time employment increased marginally to 2,941,300.

UNEMPLOYMENT

- increased by 9,500 to 523,600. The number of persons looking for full-time work increased by 4,900 to 367,300 and the number of persons looking for part-time work increased by 4,700 to 156,300.

UNEMPLOYMENT RATE

- increased by 0.1 percentage point to 4.9%. The male unemployment rate remained at 4.7% and the female unemployment rate increased by 0.2 percentage points to 5.0%.

PARTICIPATION RATE

- increased by 0.1 percentage point to 65.1%.



Australian Bureau of Statistics

SEPTEMBER 2006

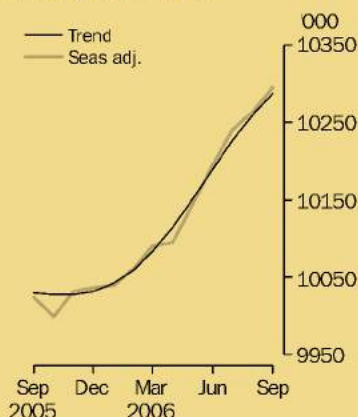
6202.0

LABOUR FORCE

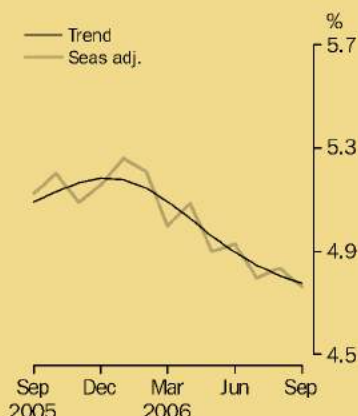
AUSTRALIA

EMBARGO: 11.30AM (CANBERRA TIME) THURS 12 OCT 2006

Employed Persons



Unemployment rate



INQUIRIES

For further information about these and related statistics, contact the National Information and Referral Service on 1300 135 070 or Bjorn Jarvis on Canberra (02) 6252 6525.

www.abs.gov.au

KEY FIGURES

	Aug 2006	Sep 2006	Aug 06 to Sep 06	Sep 05 to Sep 06
Trend				
Employed persons ('000)	10 260.2	10 287.5	27.3	2.6 %
Unemployed persons ('000)	517.9	516.1	-1.7	-4.1 %
Unemployment rate (%)	4.8	4.8	0.0 pts	-0.3 pts
Participation rate (%)	65.0	65.1	0.1 pts	0.6 pts
Seasonally Adjusted				
Employed persons ('000)	10 263.8	10 295.2	31.4	2.7 %
Unemployed persons ('000)	521.5	514.7	-6.8	-4.9 %
Unemployment rate (%)	4.8	4.8	-0.1 pts	-0.4 pts
Participation rate (%)	65.0	65.1	0.1 pts	0.6 pts

KEY POINTS

TREND ESTIMATES (MONTHLY CHANGE)

- EMPLOYMENT increased to 10,287,500
- UNEMPLOYMENT decreased to 516,100
- UNEMPLOYMENT RATE remained at 4.8%
- PARTICIPATION RATE increased to 65.1%

SEASONALLY ADJUSTED ESTIMATES (MONTHLY CHANGE)

EMPLOYMENT

- increased by 31,400 to 10,295,200. Full-time employment increased by 36,000 to 7,360,600 and part-time employment decreased by 4,600 to 2,934,500.

UNEMPLOYMENT

- decreased by 6,800 to 514,700. The number of persons looking for full-time work decreased by 5,600 to 360,100 and the number of persons looking for part-time work decreased by 1,200 to 154,600.

UNEMPLOYMENT RATE

- decreased slightly, but the rounded estimate remained at 4.8%. The male unemployment rate remained at 4.7% and the female unemployment rate decreased by 0.1 percentage point to 4.8%.

PARTICIPATION RATE

- increased by 0.1 percentage point to 65.1%.



Australian Bureau of Statistics

OCTOBER 2006

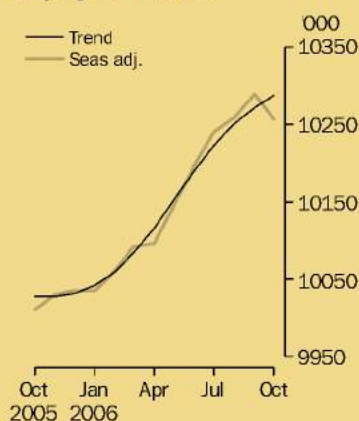
6202.0

LABOUR FORCE

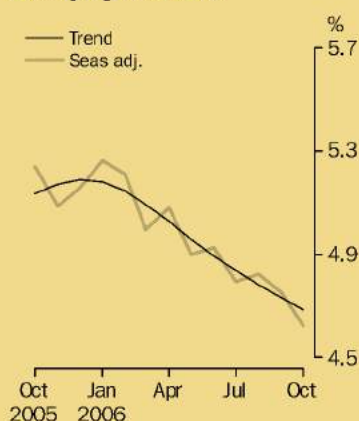
AUSTRALIA

EMBARGO: 11.30AM (CANBERRA TIME) THURS 9 NOV 2006

Employed Persons



Unemployment rate



INQUIRIES

For further information about these and related statistics, contact the National Information and Referral Service on 1300 135 070 or Bjorn Jarvis on Canberra (02) 6252 6525.

www.abs.gov.au

KEY FIGURES

	Sep 2006	Oct 2006	Sep 06 to Oct 06	Oct 05 to Oct 06
Trend				
Employed persons ('000)	10 272.1	10 287.4	15.2	2.6 %
Unemployed persons ('000)	510.4	505.6	-4.8	-6.9 %
Unemployment rate (%)	4.7	4.7	0.0 pts	-0.5 pts
Participation rate (%)	64.9	65.0	0.0 pts	0.5 pts
Seasonally Adjusted				
Employed persons ('000)	10 289.0	10 256.9	-32.1	2.5 %
Unemployed persons ('000)	513.4	497.2	-16.2	-10.2 %
Unemployment rate (%)	4.8	4.6	-0.1 pts	-0.6 pts
Participation rate (%)	65.1	64.7	-0.4 pts	0.2 pts

KEY POINTS

TREND ESTIMATES (MONTHLY CHANGE)

- EMPLOYMENT increased to 10,287,400
- UNEMPLOYMENT decreased to 505,600
- UNEMPLOYMENT RATE remained at 4.7%
- PARTICIPATION RATE increased to 65.0%

SEASONALLY ADJUSTED ESTIMATES (MONTHLY CHANGE)

EMPLOYMENT

- decreased by 32,100 to 10,256,900. Full-time employment decreased by 48,600 to 7,306,200 and part-time employment increased by 16,600 to 2,950,800.

UNEMPLOYMENT

- decreased by 16,200 to 497,200. The number of persons looking for full-time work decreased by 4,800 to 355,000 and the number of persons looking for part-time work decreased by 11,400 to 142,200.

UNEMPLOYMENT RATE

- decreased by 0.1 percentage point to 4.6%. The male unemployment rate decreased by 0.2 percentage points to 4.5% and the female unemployment rate remained at 4.8%.

PARTICIPATION RATE

- decreased by 0.4 percentage points to 64.7%.



Australian Bureau of Statistics

NOVEMBER 2006

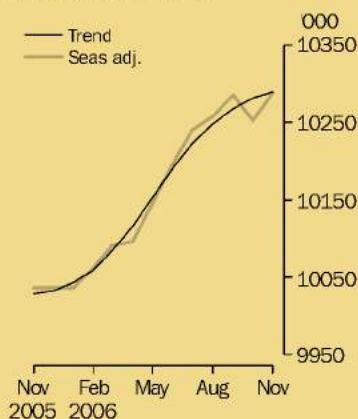
6202.0

LABOUR FORCE

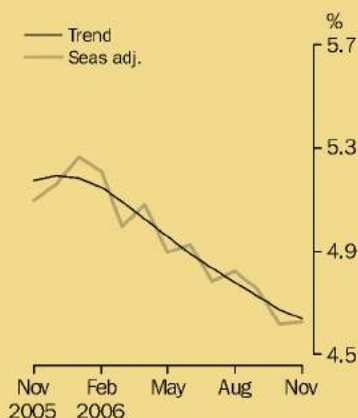
AUSTRALIA

EMBARGO: 11.30AM (CANBERRA TIME) THURS 7 DEC 2006

Employed Persons



Unemployment rate



INQUIRIES

For further information about these and related statistics, contact the National Information and Referral Service on 1300 135 070 or Rebecca Cash on Canberra (02) 6252 6525.

www.abs.gov.au

KEY FIGURES

	Oct 2006	Nov 2006	Oct 06 to Nov 06	Nov 05 to Nov 06
Trend				
Employed persons ('000)	10 281.7	10 289.4	7.7	2.6 %
Unemployed persons ('000)	504.2	500.5	-3.7	-8.5 %
Unemployment rate (%)	4.7	4.6	0.0 pts	-0.5 pts
Participation rate (%)	64.9	64.8	0.0 pts	0.4 pts
Seasonally Adjusted				
Employed persons ('000)	10 252.6	10 288.7	36.2	2.5 %
Unemployed persons ('000)	496.3	499.2	2.9	-7.4 %
Unemployment rate (%)	4.6	4.6	0.0 pts	-0.5 pts
Participation rate (%)	64.6	64.8	0.1 pts	0.3 pts

KEY POINTS

TREND ESTIMATES (MONTHLY CHANGE)

- EMPLOYMENT increased to 10,289,400
- UNEMPLOYMENT decreased to 500,500
- UNEMPLOYMENT RATE decreased to 4.6%
- PARTICIPATION RATE decreased to 64.8%

SEASONALLY ADJUSTED ESTIMATES (MONTHLY CHANGE)

EMPLOYMENT

- increased by 36,200 to 10,288,700. Full-time employment increased by 57,400 to 7,362,400 and part-time employment decreased by 21,200 to 2,926,400.

UNEMPLOYMENT

- increased by 2,900 to 499,200. The number of persons looking for full-time work increased by 3,500 to 357,900 and the number of persons looking for part-time work decreased marginally to 141,400.

UNEMPLOYMENT RATE

- remained at 4.6%. The male unemployment rate remained at 4.5% and the female unemployment rate decreased to 4.7%.

PARTICIPATION RATE

- increased to 64.8%.



Australian Bureau of Statistics

DECEMBER 2006

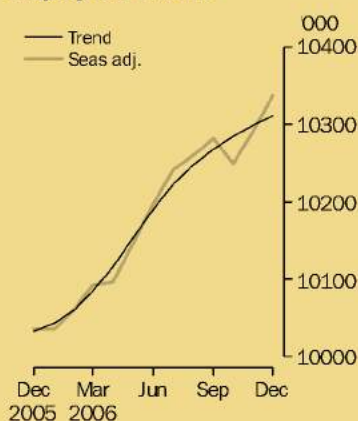
6202.0

LABOUR FORCE

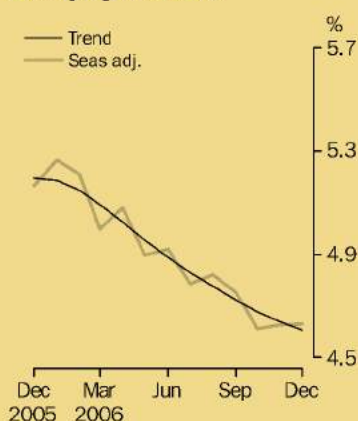
AUSTRALIA

EMBARGO: 11.30AM (CANBERRA TIME) THURS 11 JAN 2007

Employed Persons



Unemployment rate



INQUIRIES

For further information about these and related statistics, contact the National Information and Referral Service on 1300 135 070 or Bjorn Jarvis on Canberra (02) 6252 6525.

www.abs.gov.au

KEY FIGURES

	Nov 2006	Dec 2006	Nov 06 to Dec 06	Dec 05 to Dec 06
Trend				
Employed persons ('000)	10 299.6	10 311.1	11.5	2.8 %
Unemployed persons ('000)	501.2	498.0	-3.2	-9.4 %
Unemployment rate (%)	4.6	4.6	0.0 pts	-0.6 pts
Participation rate (%)	64.9	64.8	0.0 pts	0.4 pts
Seasonally Adjusted				
Employed persons ('000)	10 292.7	10 337.3	44.6	3.0 %
Unemployed persons ('000)	499.6	501.8	2.3	-8.2 %
Unemployment rate (%)	4.6	4.6	0.0 pts	-0.5 pts
Participation rate (%)	64.8	64.9	0.2 pts	0.6 pts

KEY POINTS

TREND ESTIMATES (MONTHLY CHANGE)

- EMPLOYMENT increased to 10,311,100
- UNEMPLOYMENT decreased to 498,000
- UNEMPLOYMENT RATE remained at 4.6%
- PARTICIPATION RATE remained at 64.8%

SEASONALLY ADJUSTED ESTIMATES (MONTHLY CHANGE)

EMPLOYMENT

- increased by 44,600 to 10,337,300. Full-time employment increased by 17,700 to 7,382,200 and part-time employment increased by 26,900 to 2,955,100.

UNEMPLOYMENT

- increased by 2,300 to 501,800. The number of persons looking for full-time work increased by 1,400 to 359,500 and the number of persons looking for part-time work increased marginally to 142,400.

UNEMPLOYMENT RATE

- remained at 4.6%. The male unemployment rate decreased by 0.2 percentage points to 4.4% and the female unemployment rate increased by 0.2 percentage points to 5.0%.

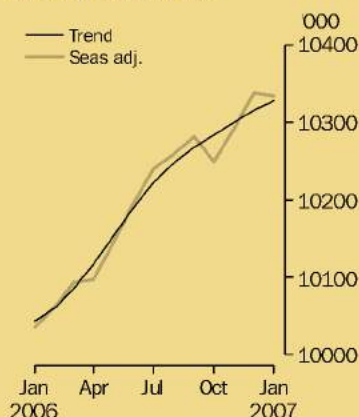
PARTICIPATION RATE

- increased by 0.2 percentage points to 64.9%.

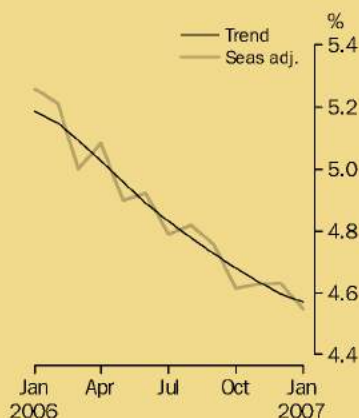


Australian Bureau of Statistics

Employed Persons



Unemployment rate



INQUIRIES

For further information about these and related statistics, contact the National Information and Referral Service on 1300 135 070 or Bjorn Jarvis on Canberra (02) 6252 6525.

LABOUR FORCE

AUSTRALIA

EMBARGO: 11.30AM (CANBERRA TIME) THURS 8 FEB 2007

KEY FIGURES

	Dec 2006	Jan 2007	Dec 06 to Jan 07	Jan 06 to Jan 07
Trend				
Employed persons ('000)	10 315.3	10 327.9	12.5	2.8 %
Unemployed persons ('000)	496.9	494.5	-2.4	-9.9 %
Unemployment rate (%)	4.6	4.6	0.0 pts	-0.6 pts
Participation rate (%)	64.8	64.8	0.0 pts	0.4 pts
Seasonally Adjusted				
Employed persons ('000)	10 338.3	10 334.8	-3.6	3.0 %
Unemployed persons ('000)	501.9	492.5	-9.4	-11.6 %
Unemployment rate (%)	4.6	4.5	-0.1 pts	-0.7 pts
Participation rate (%)	65.0	64.8	-0.2 pts	0.4 pts

KEY POINTS

TREND ESTIMATES (MONTHLY CHANGE)

- EMPLOYMENT increased to 10,327,900
- UNEMPLOYMENT decreased to 494,500
- UNEMPLOYMENT RATE remained at 4.6%
- PARTICIPATION RATE remained at 64.8%

SEASONALLY ADJUSTED ESTIMATES (MONTHLY CHANGE)

EMPLOYMENT

- decreased by 3,600 to 10,334,800. Full-time employment increased by 3,200 to 7,384,800 and part-time employment decreased by 6,700 to 2,949,900.

UNEMPLOYMENT

- decreased by 9,400 to 492,500. The number of persons looking for full-time work decreased by 4,500 to 355,300 and the number of persons looking for part-time work decreased by 4,900 to 137,200.

UNEMPLOYMENT RATE

- decreased by 0.1 percentage point to 4.5%. The male unemployment rate decreased 0.1 percentage point but the rounded estimate remained at 4.3%, and the female unemployment rate decreased by 0.1 percentage point to 4.9%.

PARTICIPATION RATE

- decreased by 0.2 percentage points to 64.8%.



Australian Bureau of Statistics

FEBRUARY 2007

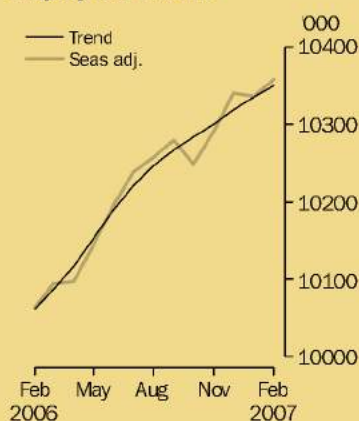
6202.0

LABOUR FORCE

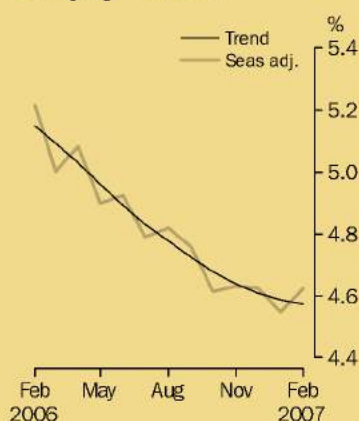
AUSTRALIA

EMBARGO: 11.30AM (CANBERRA TIME) THURS 15 MAR 2007

Employed Persons



Unemployment rate



INQUIRIES

For further information about these and related statistics, contact the National Information and Referral Service on 1300 135 070 or Bjorn Jarvis on Canberra (02) 6252 6525.

www.abs.gov.au

KEY FIGURES

	Jan 2007	Feb 2007	Jan 07 to Feb 07	Feb 06 to Feb 07
Trend				
Employed persons ('000)	10 335.7	10 350.4	14.8	2.9 %
Unemployed persons ('000)	497.0	495.9	-1.1	-9.2 %
Unemployment rate (%)	4.6	4.6	0.0 pts	-0.6 pts
Participation rate (%)	64.8	64.8	0.0 pts	0.4 pts
Seasonally Adjusted				
Employed persons ('000)	10 335.9	10 357.9	22.0	2.9 %
Unemployed persons ('000)	492.5	502.0	9.5	-9.3 %
Unemployment rate (%)	4.5	4.6	0.1 pts	-0.6 pts
Participation rate (%)	64.8	64.9	0.1 pts	0.4 pts

KEY POINTS

TREND ESTIMATES (MONTHLY CHANGE)

- EMPLOYMENT increased to 10,350,400
- UNEMPLOYMENT decreased to 495,900
- UNEMPLOYMENT RATE remained at 4.6%
- PARTICIPATION RATE remained at 64.8%

SEASONALLY ADJUSTED ESTIMATES (MONTHLY CHANGE)

EMPLOYMENT

- increased by 22,000 to 10,357,900. Full-time employment increased by 20,700 to 7,407,700 and part-time employment increased by 1,300 to 2,950,200.

UNEMPLOYMENT

- increased by 9,500 to 502,000. The number of persons looking for full-time work decreased by 9,500 to 345,100 and the number of persons looking for part-time work increased by 19,000 to 156,900.

UNEMPLOYMENT RATE

- increased by 0.1 percentage point to 4.6%. The male unemployment rate decreased marginally to 4.2%, and the female unemployment rate increased by 0.2 percentage points to 5.1%.

PARTICIPATION RATE

- increased by 0.1 percentage point to 64.9%.



Australian Bureau of Statistics

MARCH 2007

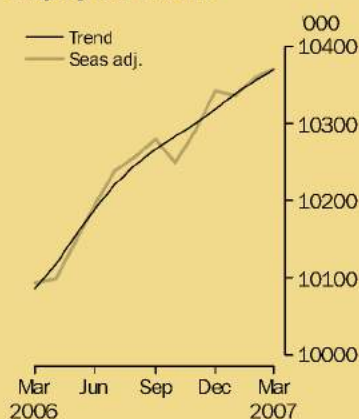
6202.0

LABOUR FORCE

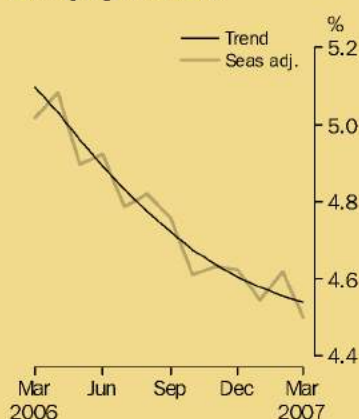
AUSTRALIA

EMBARGO: 11.30AM (CANBERRA TIME) THURS 12 APR 2007

Employed Persons



Unemployment rate



INQUIRIES

For further information about these and related statistics, contact the National Information and Referral Service on 1300 135 070 or Bjorn Jarvis on Canberra (02) 6252 6525.

www.abs.gov.au

KEY FIGURES

	Feb 2007	Mar 2007	Feb 07 to Mar 07	Mar 06 to Mar 07
Trend				
Employed persons ('000)	10 355.3	10 369.2	13.9	2.8 %
Unemployed persons ('000)	494.2	493.1	-1.1	-8.9 %
Unemployment rate (%)	4.6	4.5	0.0 pts	-0.6 pts
Participation rate (%)	64.8	64.8	0.0 pts	0.4 pts
Seasonally Adjusted				
Employed persons ('000)	10 359.6	10 370.1	10.5	2.7 %
Unemployed persons ('000)	501.5	488.7	-12.8	-8.4 %
Unemployment rate (%)	4.6	4.5	-0.1 pts	-0.5 pts
Participation rate (%)	64.9	64.8	-0.1 pts	0.3 pts

KEY POINTS

TREND ESTIMATES (MONTHLY CHANGE)

- EMPLOYMENT increased to 10,369,200
- UNEMPLOYMENT decreased to 493,100
- UNEMPLOYMENT RATE decreased to 4.5%
- PARTICIPATION RATE remained at 64.8%

SEASONALLY ADJUSTED ESTIMATES (MONTHLY CHANGE)

EMPLOYMENT

- increased by 10,500 to 10,370,100. Full-time employment increased by 31,700 to 7,442,800 and part-time employment decreased by 21,200 to 2,927,300.

UNEMPLOYMENT

- decreased by 12,800 to 488,700. The number of persons looking for full-time work decreased by 2,800 to 341,600 and the number of persons looking for part-time work decreased by 10,000 to 147,100.

UNEMPLOYMENT RATE

- decreased by 0.1 percentage point to 4.5%. The male unemployment rate decreased by 0.1 percentage point but the rounded estimate remained at 4.2%, and the female unemployment rate decreased by 0.2 percentage points to 4.9%.

PARTICIPATION RATE

- decreased by 0.1 percentage point to 64.8%.



Australian Bureau of Statistics

APRIL 2007

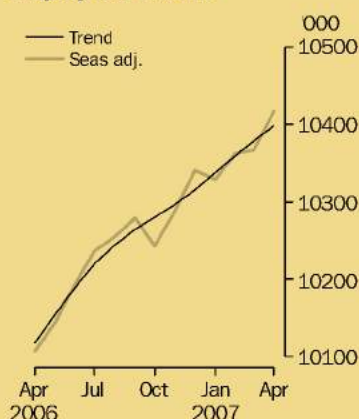
6202.0

LABOUR FORCE

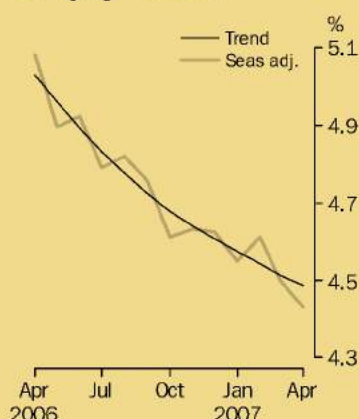
AUSTRALIA

EMBARGO: 11.30AM (CANBERRA TIME) THURS 10 MAY 2007

Employed Persons



Unemployment rate



INQUIRIES

For further information about these and related statistics, contact the National Information and Referral Service on 1300 135 070 or Bjorn Jarvis on Canberra (02) 6252 6525.

www.abs.gov.au

KEY FIGURES

	Mar 2007	Apr 2007	Mar 07 to Apr 07	Apr 06 to Apr 07
Trend				
Employed persons ('000)	10 379.2	10 397.8	18.5	2.8 %
Unemployed persons ('000)	490.4	488.4	-2.0	-8.9 %
Unemployment rate (%)	4.5	4.5	0.0 pts	-0.5 pts
Participation rate (%)	64.9	64.9	0.0 pts	0.3 pts
Seasonally Adjusted				
Employed persons ('000)	10 367.0	10 416.6	49.6	3.1 %
Unemployed persons ('000)	488.3	482.7	-5.6	-10.8 %
Unemployment rate (%)	4.5	4.4	-0.1 pts	-0.7 pts
Participation rate (%)	64.8	64.9	0.2 pts	0.4 pts

KEY POINTS

TREND ESTIMATES (MONTHLY CHANGE)

- EMPLOYMENT increased to 10,397,800
- UNEMPLOYMENT decreased to 488,400
- UNEMPLOYMENT RATE remained at 4.5%
- PARTICIPATION RATE remained at 64.9%

SEASONALLY ADJUSTED ESTIMATES (MONTHLY CHANGE)

EMPLOYMENT

- increased by 49,600 to 10,416,600. Full-time employment increased by 11,600 to 7,453,300 and part-time employment increased by 38,000 to 2,963,400.

UNEMPLOYMENT

- decreased by 5,600 to 482,700. The number of persons looking for full-time work decreased by 6,700 to 334,200 and the number of persons looking for part-time work increased by 1,000 to 148,500.

UNEMPLOYMENT RATE

- decreased by 0.1 percentage point to 4.4%. The male unemployment rate decreased by 0.1 percentage point to 4.0%, and the female unemployment rate remained at 4.9%.

PARTICIPATION RATE

- increased by 0.2 percentage points to 64.9%.



Australian Bureau of Statistics

MAY 2007

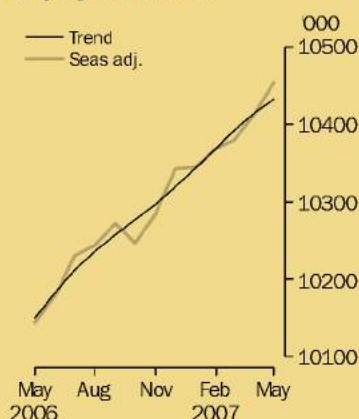
6202.0

LABOUR FORCE

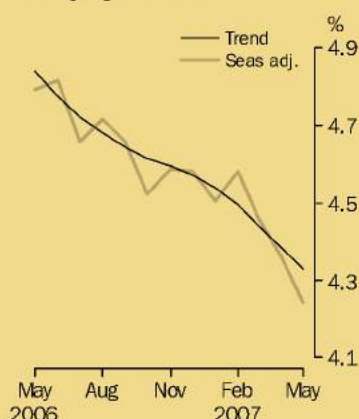
AUSTRALIA

EMBARGO: 11.30AM (CANBERRA TIME) THURS 7 JUN 2007

Employed Persons



Unemployment rate



INQUIRIES

For further information about these and related statistics, contact the National Information and Referral Service on 1300 135 070 or Bjorn Jarvis on Canberra (02) 6252 6525.

www.abs.gov.au

KEY FIGURES

	Apr 2007	May 2007	Apr 07 to May 07	May 06 to May 07
Trend				
Employed persons ('000)	10 415.0	10 432.4	17.3	2.8 %
Unemployed persons ('000)	477.6	472.1	-5.5	-8.5 %
Unemployment rate (%)	4.4	4.3	-0.1 pts	-0.5 pts
Participation rate (%)	64.9	64.9	0.0 pts	0.4 pts
Seasonally Adjusted				
Employed persons ('000)	10 414.4	10 453.8	39.4	3.1 %
Unemployed persons ('000)	474.8	463.0	-11.8	-9.3 %
Unemployment rate (%)	4.4	4.2	-0.1 pts	-0.6 pts
Participation rate (%)	64.9	65.0	0.1 pts	0.5 pts

KEY POINTS

TREND ESTIMATES (MONTHLY CHANGE)

- EMPLOYMENT increased to 10,432,400
- UNEMPLOYMENT decreased to 472,100
- UNEMPLOYMENT RATE decreased to 4.3%
- PARTICIPATION RATE remained at 64.9%

NOTE
Previously published estimates have been revised. See page 3 for details.

SEASONALLY ADJUSTED ESTIMATES (MONTHLY CHANGE)

EMPLOYMENT

- increased by 39,400 to 10,453,800. Full-time employment increased by 66,800 to 7,530,000 and part-time employment decreased by 27,400 to 2,923,800.

UNEMPLOYMENT

- decreased by 11,800 to 463,000. The number of persons looking for full-time work decreased by 1,600 to 325,800 and the number of persons looking for part-time work decreased by 10,200 to 137,200.

UNEMPLOYMENT RATE

- decreased by 0.1 percentage point to 4.2%. The male unemployment rate decreased by 0.1 percentage point but the rounded estimate remained at 3.9%, and the female unemployment rate decreased by 0.2 percentage points to 4.7%.

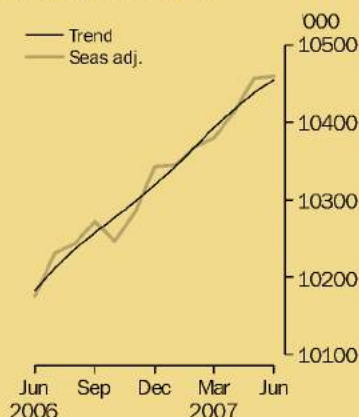
PARTICIPATION RATE

- increased by 0.1 percentage point to 65.0%.

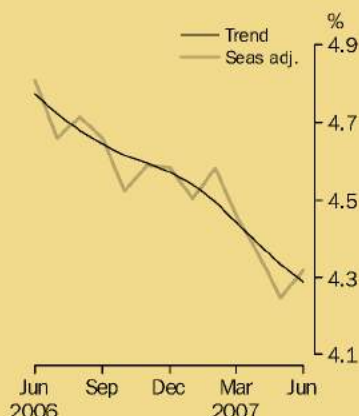


Australian Bureau of Statistics

Employed Persons



Unemployment rate



INQUIRIES

For further information about these and related statistics, contact the National Information and Referral Service on 1300 135 070 or Bjorn Jarvis on Canberra (02) 6252 6525.

www.abs.gov.au

JUNE 2007

6202.0

LABOUR FORCE

AUSTRALIA

EMBARGO: 11.30AM (CANBERRA TIME) THURS 12 JUL 2007

KEY FIGURES

	May 2007	Jun 2007	May 07 to Jun 07	Jun 06 to Jun 07
Trend				
Employed persons ('000)	10 438.0	10 454.5	16.5	2.7 %
Unemployed persons ('000)	472.7	468.5	-4.3	-8.2 %
Unemployment rate (%)	4.3	4.3	0.0 pts	-0.5 pts
Participation rate (%)	64.9	64.9	0.0 pts	0.3 pts
Seasonally Adjusted				
Employed persons ('000)	10 457.2	10 459.8	2.5	2.8 %
Unemployed persons ('000)	463.9	472.0	8.1	-8.2 %
Unemployment rate (%)	4.2	4.3	0.1 pts	-0.5 pts
Participation rate (%)	65.0	64.9	0.0 pts	0.3 pts

KEY POINTS

TREND ESTIMATES (MONTHLY CHANGE)

- EMPLOYMENT increased to 10,454,500
- UNEMPLOYMENT decreased to 468,500
- UNEMPLOYMENT RATE remained at 4.3%
- PARTICIPATION RATE remained at 64.9%

SEASONALLY ADJUSTED ESTIMATES (MONTHLY CHANGE)

EMPLOYMENT

- increased by 2,500 to 10,459,800. Full-time employment decreased by 34,300 to 7,495,400 and part-time employment increased by 36,900 to 2,964,400.

UNEMPLOYMENT

- increased by 8,100 to 472,000. The number of persons looking for full-time work increased by 4,400 to 330,600 and the number of persons looking for part-time work increased by 3,800 to 141,400.

UNEMPLOYMENT RATE

- increased by 0.1 percentage point to 4.3%. The male unemployment rate increased by 0.1 percentage point but the rounded estimate remained at 3.9%, and the female unemployment rate increased by 0.1 percentage point to 4.8%.

PARTICIPATION RATE

- decreased to 64.9%.



Australian Bureau of Statistics

JULY 2007

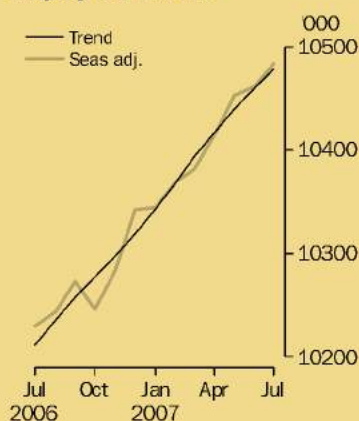
6202.0

LABOUR FORCE

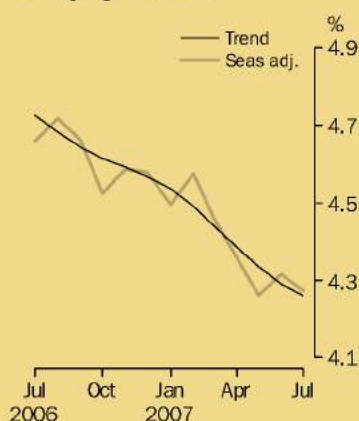
AUSTRALIA

EMBARGO: 11.30AM (CANBERRA TIME) THURS 9 AUG 2007

Employed Persons



Unemployment rate



INQUIRIES

For further information about these and related statistics, contact the National Information and Referral Service on 1300 135 070 or Rebecca Cash on Canberra (02) 6252 6525.

www.abs.gov.au

KEY FIGURES

	Jun 2007	Jul 2007	Jun 07 to Jul 07	Jul 06 to Jul 07
Trend				
Employed persons ('000)	10 460.6	10 478.5	17.9	2.6 %
Unemployed persons ('000)	469.0	466.2	-2.8	-7.9 %
Unemployment rate (%)	4.3	4.3	0.0 pts	-0.5 pts
Participation rate (%)	64.9	65.0	0.0 pts	0.3 pts
Seasonally Adjusted				
Employed persons ('000)	10 462.0	10 483.7	21.8	2.5 %
Unemployed persons ('000)	471.8	467.9	-3.9	-6.4 %
Unemployment rate (%)	4.3	4.3	0.0 pts	-0.4 pts
Participation rate (%)	65.0	65.0	0.0 pts	0.2 pts

KEY POINTS

TREND ESTIMATES (MONTHLY CHANGE)

- EMPLOYMENT increased to 10,478,500
- UNEMPLOYMENT decreased to 466,200
- UNEMPLOYMENT RATE remained at 4.3%
- PARTICIPATION RATE increased to 65.0%

SEASONALLY ADJUSTED ESTIMATES (MONTHLY CHANGE)

EMPLOYMENT

- increased by 21,800 to 10,483,700. Full-time employment increased by 21,700 to 7,514,700 and part-time employment remained at 2,969,000.

UNEMPLOYMENT

- decreased by 3,900 to 467,900. The number of persons looking for full-time work decreased by 6,600 to 324,100 and the number of persons looking for part-time work increased by 2,700 to 143,800.

UNEMPLOYMENT RATE

- remained at 4.3%. The male unemployment rate decreased by 0.1 percentage point but the rounded estimate remained at 3.9%, and the female unemployment rate remained at 4.8%.

PARTICIPATION RATE

- remained at 65.0%.



Australian Bureau of Statistics

AUGUST 2007

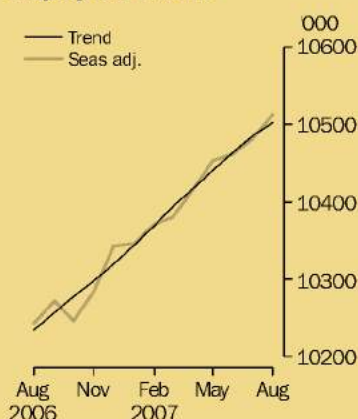
6202.0

LABOUR FORCE

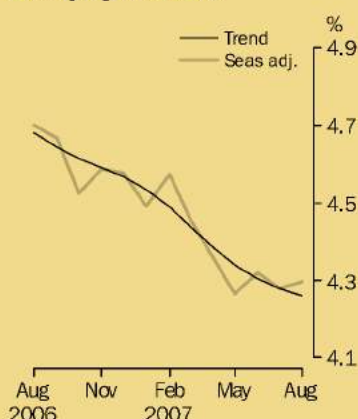
AUSTRALIA

EMBARGO: 11.30AM (CANBERRA TIME) THURS 6 SEP 2007

Employed Persons



Unemployment rate



INQUIRIES

For further information about these and related statistics, contact the National Information and Referral Service on 1300 135 070 or Bjorn Jarvis on Canberra (02) 6252 6525.

www.abs.gov.au

KEY FIGURES

	Jul 2007	Aug 2007	Jul 07 to Aug 07	Aug 06 to Aug 07
Trend				
Employed persons ('000)	10 485.3	10 502.1	16.9	2.6 %
Unemployed persons ('000)	468.6	467.1	-1.5	-7.1 %
Unemployment rate (%)	4.3	4.3	0.0 pts	-0.4 pts
Participation rate (%)	65.0	65.0	0.0 pts	0.3 pts
Seasonally Adjusted				
Employed persons ('000)	10 481.4	10 513.3	31.9	2.6 %
Unemployed persons ('000)	468.4	472.0	3.6	-6.6 %
Unemployment rate (%)	4.3	4.3	0.0 pts	-0.4 pts
Participation rate (%)	65.0	65.1	0.1 pts	0.3 pts

KEY POINTS

TREND ESTIMATES (MONTHLY CHANGE)

- EMPLOYMENT increased to 10,502,100
- UNEMPLOYMENT decreased to 467,100
- UNEMPLOYMENT RATE remained at 4.3%
- PARTICIPATION RATE remained at 65.0%

SEASONALLY ADJUSTED ESTIMATES (MONTHLY CHANGE)

EMPLOYMENT

- increased by 31,900 to 10,513,300. Full-time employment increased by 29,100 to 7,541,900 and part-time employment increased by 2,700 to 2,971,400.

UNEMPLOYMENT

- increased by 3,600 to 472,000. The number of persons looking for full-time work decreased by 6,900 to 317,100 and the number of persons looking for part-time work increased by 10,600 to 155,000.

UNEMPLOYMENT RATE

- remained at 4.3%. The male unemployment rate decreased by 0.1 percentage point but the rounded estimate remained at 3.9%, and the female unemployment rate decreased marginally to 4.7%.

PARTICIPATION RATE

- increased by 0.1 percentage point to 65.1%.



Australian Bureau of Statistics

SEPTEMBER 2007

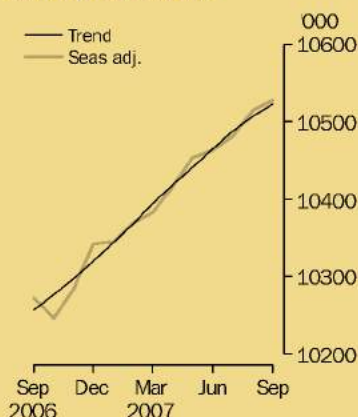
6202.0

LABOUR FORCE

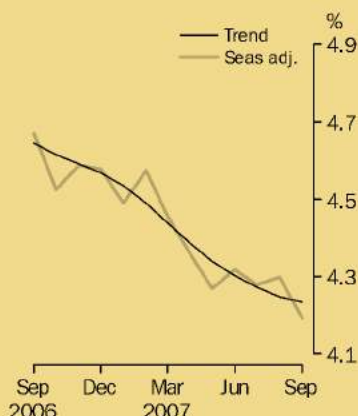
AUSTRALIA

EMBARGO: 11.30AM (CANBERRA TIME) THURS 11 OCT 2007

Employed Persons



Unemployment rate



INQUIRIES

For further information about these and related statistics, contact the National Information and Referral Service on 1300 135 070 or Bjorn Jarvis on Canberra (02) 6252 6525.

www.abs.gov.au

KEY FIGURES

	Aug 2007	Sep 2007	Aug 07 to Sep 07	Sep 06 to Sep 07
Trend				
Employed persons ('000)	10 506.7	10 522.6	16.0	2.6 %
Unemployed persons ('000)	466.0	465.1	-0.9	-6.9 %
Unemployment rate (%)	4.2	4.2	0.0 pts	-0.4 pts
Participation rate (%)	65.0	65.0	0.0 pts	0.3 pts
Seasonally Adjusted				
Employed persons ('000)	10 514.5	10 527.5	13.0	2.5 %
Unemployed persons ('000)	472.3	460.7	-11.6	-8.4 %
Unemployment rate (%)	4.3	4.2	-0.1 pts	-0.5 pts
Participation rate (%)	65.1	65.0	-0.1 pts	0.1 pts

KEY POINTS

TREND ESTIMATES (MONTHLY CHANGE)

- EMPLOYMENT increased to 10,522,600
- UNEMPLOYMENT decreased to 465,100
- UNEMPLOYMENT RATE remained at 4.2%
- PARTICIPATION RATE remained at 65.0%

SEASONALLY ADJUSTED ESTIMATES (MONTHLY CHANGE)

EMPLOYMENT

- increased by 13,000 to 10,527,500. Full-time employment decreased by 17,200 to 7,522,200 and part-time employment increased by 30,100 to 3,005,300.

UNEMPLOYMENT

- decreased by 11,600 to 460,700. The number of persons looking for full-time work decreased by 7,100 to 309,000 and the number of persons looking for part-time work decreased by 4,500 to 151,700.

UNEMPLOYMENT RATE

- decreased by 0.1 percentage point to 4.2%. The male unemployment rate decreased by 0.2 percentage points to 3.8%, and the female unemployment rate remained at 4.7%.

PARTICIPATION RATE

- decreased by 0.1 percentage point to 65.0%.



Australian Bureau of Statistics

OCTOBER 2007

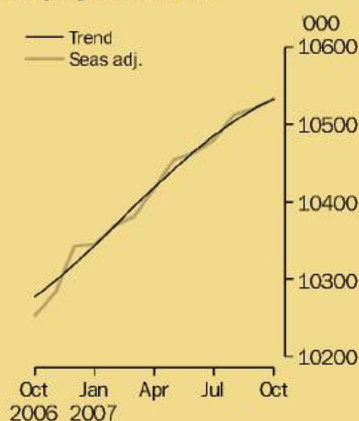
6202.0

LABOUR FORCE

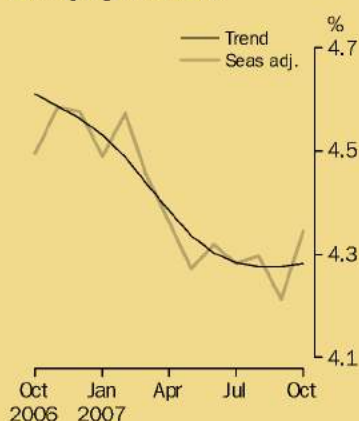
AUSTRALIA

EMBARGO: 11.30AM (CANBERRA TIME) THURS 8 NOV 2007

Employed Persons



Unemployment rate



INQUIRIES

For further information about these and related statistics, contact the National Information and Referral Service on 1300 135 070 or Rebecca Cash on Canberra (02) 6252 6525.

www.abs.gov.au

KEY FIGURES

	Sep 2007	Oct 2007	Sep 07 to Oct 07	Oct 06 to Oct 07
Trend				
Employed persons ('000)	10 520.6	10 532.1	11.5	2.5 %
Unemployed persons ('000)	470.0	471.1	1.2	-5.2 %
Unemployment rate (%)	4.3	4.3	0.0 pts	-0.3 pts
Participation rate (%)	65.0	65.0	0.0 pts	0.3 pts
Seasonally Adjusted				
Employed persons ('000)	10 520.9	10 533.8	12.9	2.7 %
Unemployed persons ('000)	462.8	478.5	15.7	-0.9 %
Unemployment rate (%)	4.2	4.3	0.1 pts	-0.2 pts
Participation rate (%)	65.0	65.0	0.1 pts	0.5 pts

KEY POINTS

TREND ESTIMATES (MONTHLY CHANGE)

- EMPLOYMENT increased to 10,532,100
- UNEMPLOYMENT increased to 471,100
- UNEMPLOYMENT RATE remained at 4.3%
- PARTICIPATION RATE remained at 65.0%

SEASONALLY ADJUSTED ESTIMATES (MONTHLY CHANGE)

EMPLOYMENT

- increased by 12,900 to 10,533,800. Full-time employment increased by 70,600 to 7,587,700 and part-time employment decreased by 57,700 to 2,946,100.

UNEMPLOYMENT

- increased by 15,700 to 478,500. The number of persons looking for full-time work increased by 7,400 to 316,300 and the number of persons looking for part-time work increased by 8,300 to 162,200.

UNEMPLOYMENT RATE

- increased by 0.1 percentage point to 4.3%. The male unemployment rate increased by 0.2 percentage points to 4.0%, and the female unemployment rate increased by 0.1 percentage point to 4.8%.

PARTICIPATION RATE

- remained steady at 65.0%.



Australian Bureau of Statistics

NOVEMBER 2007

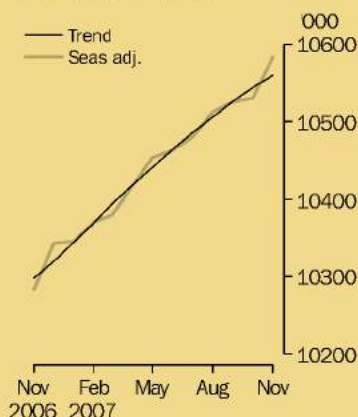
6202.0

LABOUR FORCE

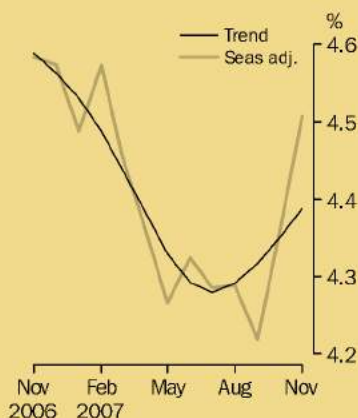
AUSTRALIA

EMBARGO: 11.30AM (CANBERRA TIME) THURS 13 DEC 2007

Employed Persons



Unemployment rate



INQUIRIES

For further information about these and related statistics, contact the National Information and Referral Service on 1300 135 070 or Rebecca Cash on Canberra (02) 6252 6525.

www.abs.gov.au

KEY FIGURES

	Oct 2007	Nov 2007	Oct 07 to Nov 07	Nov 06 to Nov 07
Trend				
Employed persons ('000)	10 544.6	10 559.8	15.2	2.5 %
Unemployed persons ('000)	479.5	484.6	5.1	-2.1 %
Unemployment rate (%)	4.3	4.4	0.0 pts	-0.2 pts
Participation rate (%)	65.1	65.2	0.0 pts	0.4 pts
Seasonally Adjusted				
Employed persons ('000)	10 530.6	10 583.2	52.6	2.9 %
Unemployed persons ('000)	479.7	499.5	19.8	1.1 %
Unemployment rate (%)	4.4	4.5	0.2 pts	-0.1 pts
Participation rate (%)	65.0	65.3	0.3 pts	0.7 pts

KEY POINTS

TREND ESTIMATES (MONTHLY CHANGE)

- EMPLOYMENT increased to 10,559,800
- UNEMPLOYMENT increased to 484,600
- UNEMPLOYMENT RATE increased to 4.4%
- PARTICIPATION RATE increased to 65.2%

SEASONALLY ADJUSTED ESTIMATES (MONTHLY CHANGE)

EMPLOYMENT

- increased by 52,600 to 10,583,200. Full-time employment increased by 8,200 to 7,594,200 and part-time employment increased by 44,400 to 2,989,000.

UNEMPLOYMENT

- increased by 19,800 to 499,500. The number of persons looking for full-time work increased by 15,200 to 331,300 and the number of persons looking for part-time work increased by 4,600 to 168,200.

UNEMPLOYMENT RATE

- increased by 0.2 percentage points to 4.5%. The male unemployment rate increased by 0.2 percentage points to 4.2%, and the female unemployment rate increased by 0.1 percentage point to 4.9%.

PARTICIPATION RATE

- increased by 0.3 percentage points to 65.3%.



Australian Bureau of Statistics

DECEMBER 2007

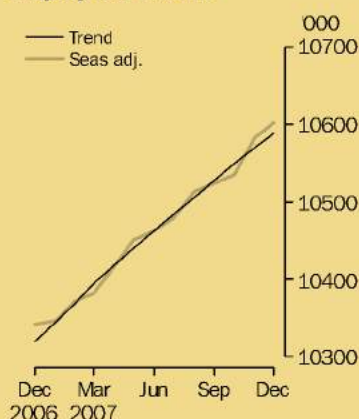
6202.0

LABOUR FORCE

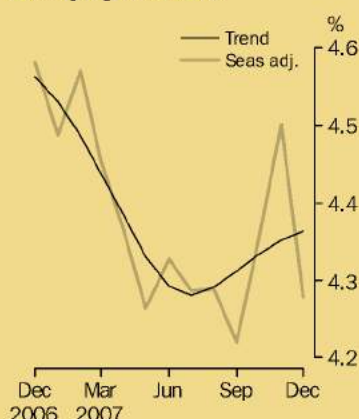
AUSTRALIA

EMBARGO: 11.30AM (CANBERRA TIME) THURS 17 JAN 2008

Employed Persons



Unemployment rate



INQUIRIES

For further information about these and related statistics, contact the National Information and Referral Service on 1300 135 070 or Mary Piechowski on Canberra (02) 6252 6525.

www.abs.gov.au

KEY FIGURES

	Nov 2007	Dec 2007	Nov 07 to Dec 07	Dec 06 to Dec 07
Trend				
Employed persons ('000)	10 570.4	10 588.5	18.2	2.6 %
Unemployed persons ('000)	480.9	483.1	2.2	-2.1 %
Unemployment rate (%)	4.4	4.4	0.0 pts	-0.2 pts
Participation rate (%)	65.2	65.2	0.0 pts	0.4 pts
Seasonally Adjusted				
Employed persons ('000)	10 582.5	10 602.6	20.1	2.5 %
Unemployed persons ('000)	498.8	473.9	-24.9	-4.5 %
Unemployment rate (%)	4.5	4.3	-0.2 pts	-0.3 pts
Participation rate (%)	65.3	65.2	-0.1 pts	0.3 pts

KEY POINTS

TREND ESTIMATES (MONTHLY CHANGE)

- EMPLOYMENT increased to 10,588,500
- UNEMPLOYMENT increased to 483,100
- UNEMPLOYMENT RATE remained at 4.4%
- PARTICIPATION RATE remained at 65.2%

SEASONALLY ADJUSTED ESTIMATES (MONTHLY CHANGE)

EMPLOYMENT

- increased by 20,100 to 10,602,600. Full-time employment increased by 6,300 to 7,598,500 and part-time employment increased by 13,800 to 3,004,100.

UNEMPLOYMENT

- decreased by 24,900 to 473,900. The number of persons looking for full-time work decreased by 5,500 to 325,100 and the number of persons looking for part-time work decreased by 19,400 to 148,900.

UNEMPLOYMENT RATE

- decreased by 0.2 percentage points to 4.3%. The male unemployment rate remained steady at 4.2%, and the female unemployment rate decreased by 0.5 percentage points to 4.4%.

PARTICIPATION RATE

- decreased by 0.1 percentage point to 65.2%.



**Australian
Bureau of
Statistics**

JANUARY 2008

6202.0

LABOUR FORCE

AUSTRALIA

EMBARGO: 11.30AM (CANBERRA TIME) THURS 14 FEB 2008

KEY FIGURES

	Dec 2007	Jan 2008	Dec 07 to Jan 08	Jan 07 to Jan 08
Trend				
Employed persons ('000)	10 597.4	10 616.8	19.4	2.6 %
Unemployed persons ('000)	475.6	473.8	-1.8	-3.4 %
Unemployment rate (%)	4.3	4.3	0.0 pts	-0.3 pts
Participation rate (%)	65.2	65.2	0.0 pts	0.4 pts
Seasonally Adjusted				
Employed persons ('000)	10 604.2	10 631.0	26.8	2.7 %
Unemployed persons ('000)	472.4	458.5	-13.9	-5.9 %
Unemployment rate (%)	4.3	4.1	-0.1 pts	-0.4 pts
Participation rate (%)	65.2	65.2	0.0 pts	0.3 pts

KEY POINTS

TREND ESTIMATES (MONTHLY CHANGE)

- EMPLOYMENT increased to 10,616,800
- UNEMPLOYMENT decreased to 473,800
- UNEMPLOYMENT RATE remained at 4.3%
- PARTICIPATION RATE remained at 65.2%

SEASONALLY ADJUSTED ESTIMATES (MONTHLY CHANGE)

EMPLOYMENT

- increased by 26,800 to 10,631,000. Full-time employment decreased by 7,800 to 7,587,600 and part-time employment increased by 34,600 to 3,043,400.

UNEMPLOYMENT

- decreased by 13,900 to 458,500. The number of persons looking for full-time work decreased by 27,500 to 296,900 and the number of persons looking for part-time work increased by 13,600 to 161,600.

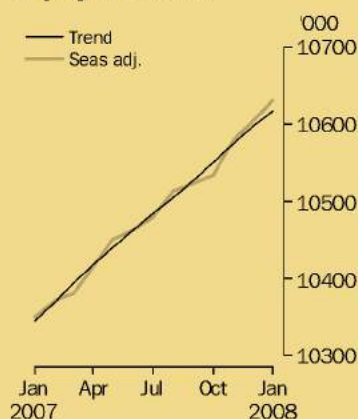
UNEMPLOYMENT RATE

- decreased by 0.1 percentage point to 4.1%. The male unemployment rate decreased by 0.4% to 3.7%, and the female unemployment rate increased by 0.2 percentage points to 4.6%.

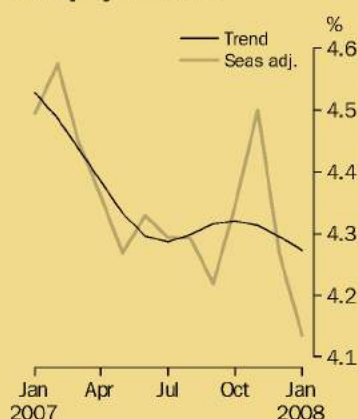
PARTICIPATION RATE

- remained steady at 65.2%.

Employed Persons



Unemployment rate



INQUIRIES

For further information about these and related statistics, contact the National Information and Referral Service on 1300 135 070 or Mary Piechowski on Canberra (02) 6252 6525.



**Australian
Bureau of
Statistics**

FEBRUARY 2008

6202.0

LABOUR FORCE

AUSTRALIA

EMBARGO: 11.30AM (CANBERRA TIME) THURS 13 MAR 2008

KEY FIGURES

	Jan 2008	Feb 2008	Jan 08 to Feb 08	Feb 07 to Feb 08
Trend				
Employed persons ('000)	10 629.1	10 649.7	20.6	2.7 %
Unemployed persons ('000)	462.3	456.0	-6.4	-6.4 %
Unemployment rate (%)	4.2	4.1	-0.1 pts	-0.4 pts
Participation rate (%)	65.2	65.2	0.0 pts	0.3 pts
Seasonally Adjusted				
Employed persons ('000)	10 628.9	10 665.5	36.7	2.9 %
Unemployed persons ('000)	457.7	440.9	-16.8	-12.0 %
Unemployment rate (%)	4.1	4.0	-0.2 pts	-0.6 pts
Participation rate (%)	65.2	65.2	0.0 pts	0.2 pts

KEY POINTS

TREND ESTIMATES (MONTHLY CHANGE)

- EMPLOYMENT increased to 10,649,700
- UNEMPLOYMENT decreased to 456,000
- UNEMPLOYMENT RATE decreased to 4.1%
- PARTICIPATION RATE remained at 65.2%

SEASONALLY ADJUSTED ESTIMATES (MONTHLY CHANGE)

EMPLOYMENT

- increased by 36,700 to 10,665,500. Full-time employment increased by 47,700 to 7,633,500 and part-time employment decreased by 11,000 to 3,032,100.

UNEMPLOYMENT

- decreased by 16,800 to 440,900. The number of persons looking for full-time work decreased by 5,800 to 293,200 and the number of persons looking for part-time work decreased by 11,000 to 147,700.

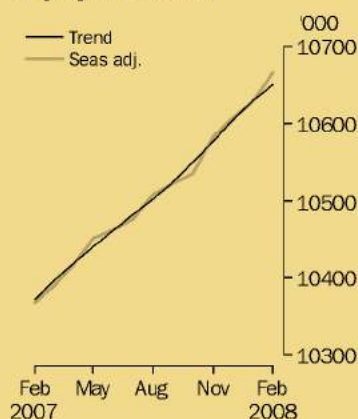
UNEMPLOYMENT RATE

- decreased by 0.2 percentage points to 4.0%. The male unemployment rate decreased by 0.1 percentage point to 3.6%, and the female unemployment rate decreased by 0.2 percentage points to 4.4%.

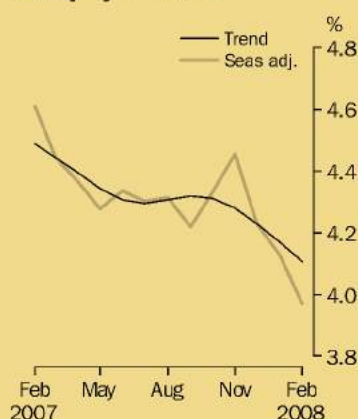
PARTICIPATION RATE

- remained steady at 65.2%.

Employed Persons



Unemployment rate



INQUIRIES

For further information about these and related statistics, contact the National Information and Referral Service on 1300 135 070 or Mary Piechowski on Canberra (02) 6252 6525.



**Australian
Bureau of
Statistics**

MARCH 2008

6202.0

LABOUR FORCE

AUSTRALIA

EMBARGO: 11.30AM (CANBERRA TIME) THURS 10 APR 2008

KEY FIGURES

	Feb 2008	Mar 2008	Feb 08 to Mar 08	Mar 07 to Mar 08
Trend				
Employed persons ('000)	10 656.8	10 677.0	20.2	2.7 %
Unemployed persons ('000)	454.9	449.4	-5.5	-7.1 %
Unemployment rate (%)	4.1	4.0	-0.1 pts	-0.4 pts
Participation rate (%)	65.2	65.2	0.0 pts	0.3 pts
Seasonally Adjusted				
Employed persons ('000)	10 666.8	10 681.6	14.8	2.9 %
Unemployed persons ('000)	439.4	453.2	13.8	-6.8 %
Unemployment rate (%)	4.0	4.1	0.1 pts	-0.4 pts
Participation rate (%)	65.2	65.2	0.1 pts	0.4 pts

KEY POINTS

TREND ESTIMATES (MONTHLY CHANGE)

- EMPLOYMENT increased to 10,677,000
- UNEMPLOYMENT decreased to 449,400
- UNEMPLOYMENT RATE decreased to 4.0%
- PARTICIPATION RATE remained at 65.2%

SEASONALLY ADJUSTED ESTIMATES (MONTHLY CHANGE)

EMPLOYMENT

- increased by 14,800 to 10,681,600. Full-time employment increased by 5,300 to 7,637,900 and part-time employment increased by 9,500 to 3,043,800.

UNEMPLOYMENT

- increased by 13,800 to 453,200. The number of persons looking for full-time work increased by 19,900 to 312,900 and the number of persons looking for part-time work decreased by 6,100 to 140,200.

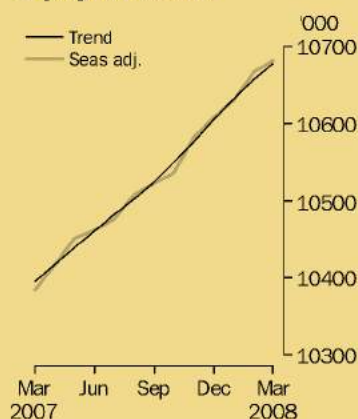
UNEMPLOYMENT RATE

- increased by 0.1 percentage point to 4.1%. The male unemployment rate increased by 0.3 percentage points to 3.9%, and the female unemployment rate decreased by 0.2 percentage points to 4.2%.

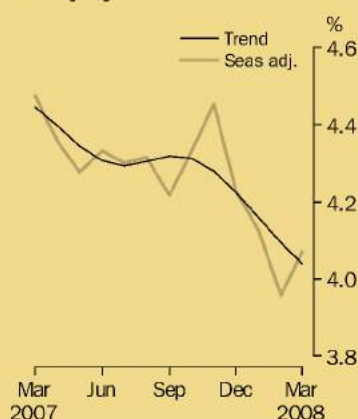
PARTICIPATION RATE

- remained steady at 65.2%.

Employed Persons



Unemployment rate



INQUIRIES

For further information about these and related statistics, contact the National Information and Referral Service on 1300 135 070 or Rebecca Cash on Canberra (02) 6252 6525.



**Australian
Bureau of
Statistics**

APRIL 2008

6202.0

LABOUR FORCE

AUSTRALIA

EMBARGO: 11.30AM (CANBERRA TIME) THURS 8 MAY 2008

KEY FIGURES

	Mar 2008	Apr 2008	Mar 08 to Apr 08	Apr 07 to Apr 08
Trend				
Employed persons ('000)	10 686.5	10 706.1	19.6	2.8 %
Unemployed persons ('000)	455.2	453.1	-2.2	-5.4 %
Unemployment rate (%)	4.1	4.1	0.0 pts	-0.3 pts
Participation rate (%)	65.3	65.3	0.0 pts	0.4 pts
Seasonally Adjusted				
Employed persons ('000)	10 687.6	10 712.9	25.4	2.9 %
Unemployed persons ('000)	452.9	469.8	16.9	-0.9 %
Unemployment rate (%)	4.1	4.2	0.1 pts	-0.2 pts
Participation rate (%)	65.3	65.4	0.2 pts	0.6 pts

KEY POINTS

TREND ESTIMATES (MONTHLY CHANGE)

- EMPLOYMENT increased to 10,706,100
- UNEMPLOYMENT decreased to 453,100
- UNEMPLOYMENT RATE remained at 4.1%
- PARTICIPATION RATE remained at 65.3%

NOTE!
See article on page 3
regarding forthcoming
changes.

SEASONALLY ADJUSTED ESTIMATES (MONTHLY CHANGE)

EMPLOYMENT

- increased by 25,400 to 10,712,900. Full-time employment increased by 19,000 to 7,658,000 and part-time employment increased by 6,300 to 3,054,900.

UNEMPLOYMENT

- increased by 16,900 to 469,800. The number of persons looking for full-time work increased by 17,300 to 330,500 and the number of persons looking for part-time work decreased by 400 to 139,300.

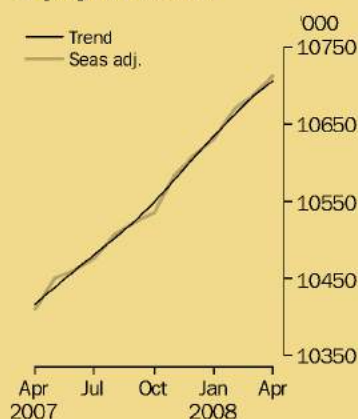
UNEMPLOYMENT RATE

- increased by 0.1 percentage point to 4.2%. The male unemployment rate increased marginally to 4.0%, and the female unemployment rate increased by 0.2 percentage points to 4.5%.

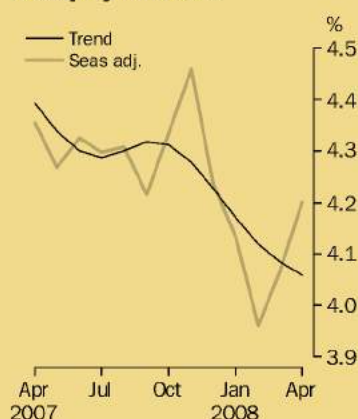
PARTICIPATION RATE

- increased by 0.2 percentage points to 65.4%.

Employed Persons



Unemployment rate



INQUIRIES

For further information about these and related statistics, contact the National Information and Referral Service on 1300 135 070 or Rebecca Cash on Canberra (02) 6252 6525.



**Australian
Bureau of
Statistics**

MAY 2008

6202.0

LABOUR FORCE

AUSTRALIA

EMBARGO: 11.30AM (CANBERRA TIME) THURS 12 JUN 2008

KEY FIGURES

	Apr 2008	May 2008	Apr 08 to May 08	May 07 to May 08
Trend				
Employed persons ('000)	10 694.8	10 705.3	10.5	2.5 %
Unemployed persons ('000)	462.4	465.5	3.1	-1.7 %
Unemployment rate (%)	4.1	4.2	0.0 pts	-0.2 pts
Participation rate (%)	65.3	65.3	0.0 pts	0.4 pts
Seasonally Adjusted				
Employed persons ('000)	10 710.9	10 691.2	-19.7	2.2 %
Unemployed persons ('000)	476.7	476.7	0.0	2.3 %
Unemployment rate (%)	4.3	4.3	0.0 pts	0.0 pts
Participation rate (%)	65.5	65.2	-0.2 pts	0.2 pts

KEY POINTS

TREND ESTIMATES (MONTHLY CHANGE)

- EMPLOYMENT increased to 10,705,300
- UNEMPLOYMENT increased to 465,500
- UNEMPLOYMENT RATE increased to 4.2%
- PARTICIPATION RATE remained at 65.3%

SEASONALLY ADJUSTED ESTIMATES (MONTHLY CHANGE)

EMPLOYMENT

- decreased by 19,700 to 10,691,200. Full-time employment decreased by 10,400 to 7,645,200 and part-time employment decreased by 9,300 to 3,046,000.

UNEMPLOYMENT

- remained steady at 476,700. The number of persons looking for full-time work decreased by 17,900 to 317,700 and the number of persons looking for part-time work increased by 18,000 to 159,000.

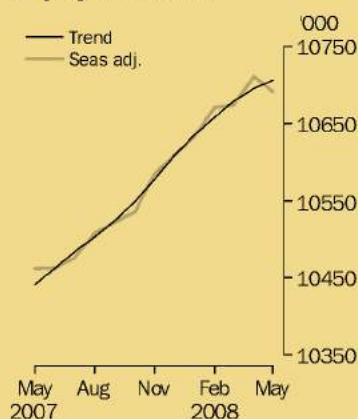
UNEMPLOYMENT RATE

- remained steady at 4.3%. The male unemployment rate remained steady at 4.0%, and the female unemployment rate increased by 0.1 percentage point to 4.6%.

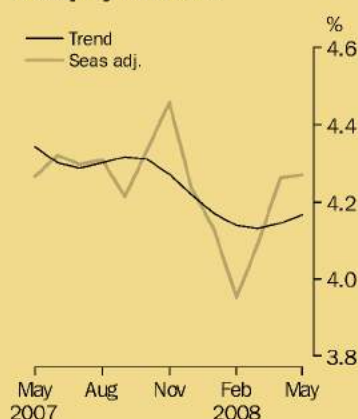
PARTICIPATION RATE

- decreased to 65.2%.

Employed Persons



Unemployment rate



INQUIRIES

For further information about these and related statistics, contact the National Information and Referral Service on 1300 135 070 or Mary Piechowski on Canberra (02) 6252 6525.



**Australian
Bureau of
Statistics**

JUNE 2008

6202.0

LABOUR FORCE

AUSTRALIA

EMBARGO: 11.30AM (CANBERRA TIME) THURS 10 JUL 2008

KEY FIGURES

	May 2008	Jun 2008	May 08 to Jun 08	Jun 07 to Jun 08
Trend				
Employed persons ('000)	10 704.8	10 713.3	8.5	2.4 %
Unemployed persons ('000)	468.7	474.2	5.6	0.9 %
Unemployment rate (%)	4.2	4.2	0.0 pts	-0.1 pts
Participation rate (%)	65.3	65.3	0.0 pts	0.4 pts
Seasonally Adjusted				
Employed persons ('000)	10 685.9	10 715.7	29.8	2.4 %
Unemployed persons ('000)	476.6	473.8	-2.8	0.5 %
Unemployment rate (%)	4.3	4.2	0.0 pts	-0.1 pts
Participation rate (%)	65.2	65.3	0.1 pts	0.3 pts

KEY POINTS

TREND ESTIMATES (MONTHLY CHANGE)

- EMPLOYMENT increased to 10,713,300
- UNEMPLOYMENT increased to 474,200
- UNEMPLOYMENT RATE remained steady at 4.2%
- PARTICIPATION RATE remained steady at 65.3%

SEASONALLY ADJUSTED ESTIMATES (MONTHLY CHANGE)

EMPLOYMENT

- increased by 29,800 to 10,715,700. Full-time employment increased by 24,000 to 7,664,600 and part-time employment increased by 5,800 to 3,051,100.

UNEMPLOYMENT

- decreased by 2,800 to 473,800. The number of persons looking for full-time work decreased by 300 to 317,100 and the number of persons looking for part-time work decreased by 2,600 to 156,700.

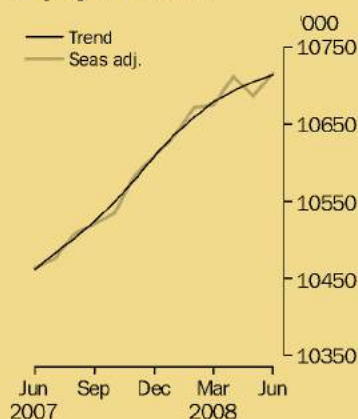
UNEMPLOYMENT RATE

- decreased slightly to 4.2%. The male unemployment rate remained steady at 4.0%, and the female unemployment rate decreased by 0.1 percentage point to 4.5%.

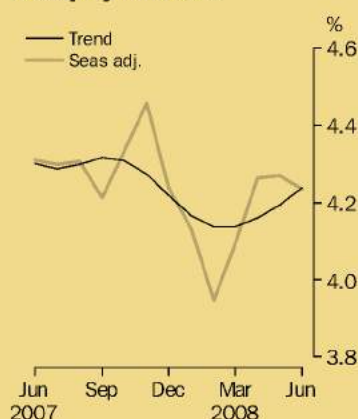
PARTICIPATION RATE

- increased by 0.1 percentage point to 65.3%.

Employed Persons



Unemployment rate



INQUIRIES

For further information about these and related statistics, contact the National Information and Referral Service on 1300 135 070 or Mary Piechowski on Canberra (02) 6252 6525.



**Australian
Bureau of
Statistics**

JULY 2008

6202.0

LABOUR FORCE

AUSTRALIA

EMBARGO: 11.30AM (CANBERRA TIME) THURS 7 AUG 2008

KEY FIGURES

	Jun 2008	Jul 2008	Jun 08 to Jul 08	Jul 07 to Jul 08
Trend				
Employed persons ('000)	10 712.9	10 718.8	5.9	2.3 %
Unemployed persons ('000)	476.7	481.7	4.9	2.6 %
Unemployment rate (%)	4.3	4.3	0.0 pts	0.0 pts
Participation rate (%)	65.3	65.3	0.0 pts	0.3 pts
Seasonally Adjusted				
Employed persons ('000)	10 710.6	10 721.5	10.9	2.4 %
Unemployed persons ('000)	475.5	481.1	5.7	2.4 %
Unemployment rate (%)	4.3	4.3	0.0 pts	0.0 pts
Participation rate (%)	65.3	65.3	0.0 pts	0.3 pts

KEY POINTS

TREND ESTIMATES (MONTHLY CHANGE)

- EMPLOYMENT increased to 10,718,800
- UNEMPLOYMENT increased to 481,700
- UNEMPLOYMENT RATE remained steady at 4.3%
- PARTICIPATION RATE remained steady at 65.3%

SEASONALLY ADJUSTED ESTIMATES (MONTHLY CHANGE)

EMPLOYMENT

- increased by 10,900 to 10,721,500. Full-time employment increased by 53,700 to 7,718,400 and part-time employment decreased by 42,800 to 3,003,100.

UNEMPLOYMENT

- increased by 5,700 to 481,100. The number of persons looking for full-time work increased by 7,200 to 325,800 and the number of persons looking for part-time work decreased by 1,500 to 155,300.

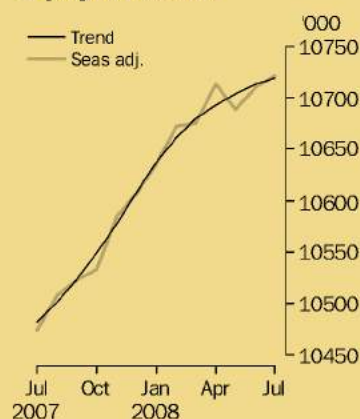
UNEMPLOYMENT RATE

- remained steady at 4.3%. The male unemployment rate decreased by 0.1 percentage point to 3.9%, and the female unemployment rate increased by 0.2 percentage points to 4.8%.

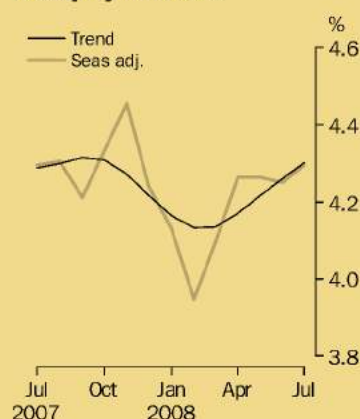
PARTICIPATION RATE

- remained steady at 65.3%.

Employed Persons



Unemployment rate



INQUIRIES

For further information about these and related statistics, contact the National Information and Referral Service on 1300 135 070 or Mary Piechowski on Canberra (02) 6252 6525.



**Australian
Bureau of
Statistics**

AUGUST 2008

6202.0

LABOUR FORCE

AUSTRALIA

EMBARGO: 11.30AM (CANBERRA TIME) THURS 11 SEP 2008

KEY FIGURES

	Jul 2008	Aug 2008	Jul 08 to Aug 08	Aug 07 to Aug 08
Trend				
Employed persons ('000)	10 726.8	10 734.9	8.1	2.2 %
Unemployed persons ('000)	474.1	474.2	0.1	0.4 %
Unemployment rate (%)	4.2	4.2	0.0 pts	-0.1 pts
Participation rate (%)	65.3	65.2	0.0 pts	0.2 pts
Seasonally Adjusted				
Employed persons ('000)	10 729.7	10 744.3	14.6	2.3 %
Unemployed persons ('000)	480.2	457.3	-22.9	-3.7 %
Unemployment rate (%)	4.3	4.1	-0.2 pts	-0.2 pts
Participation rate (%)	65.3	65.2	-0.1 pts	0.1 pts

KEY POINTS

TREND ESTIMATES (MONTHLY CHANGE)

- EMPLOYMENT increased to 10,734,900
- UNEMPLOYMENT increased to 474,200
- UNEMPLOYMENT RATE remained steady at 4.2%
- PARTICIPATION RATE remained steady at 65.2%

SEASONALLY ADJUSTED ESTIMATES (MONTHLY CHANGE)

EMPLOYMENT

- increased by 14,600 to 10,744,300. Full-time employment increased by 7,500 to 7,729,700 and part-time employment increased by 7,200 to 3,014,600.

UNEMPLOYMENT

- decreased by 22,900 to 457,300. The number of persons looking for full-time work decreased by 4,000 to 321,900 and the number of persons looking for part-time work decreased by 18,900 to 135,500.

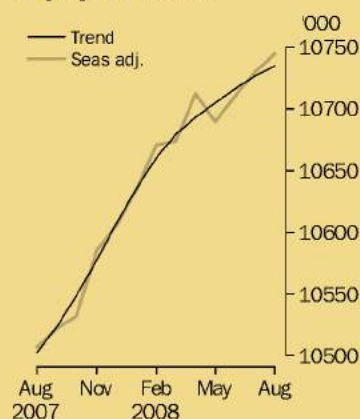
UNEMPLOYMENT RATE

- decreased by 0.2 percentage points to 4.1%. The male unemployment rate decreased by 0.1 percentage point to 3.8%, and the female unemployment rate decreased by 0.3 percentage points to 4.4%.

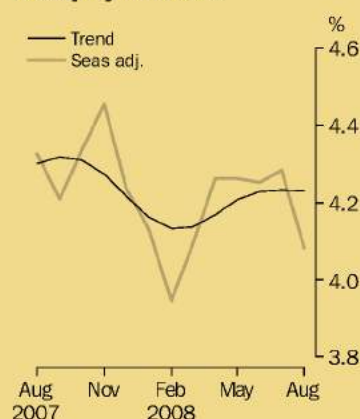
PARTICIPATION RATE

- decreased by 0.1 percentage point to 65.2%.

Employed Persons



Unemployment rate



INQUIRIES

For further information about these and related statistics, contact the National Information and Referral Service on 1300 135 070 or Rebecca Cash on Canberra (02) 6252 6525.



**Australian
Bureau of
Statistics**

SEPTEMBER 2008

6202.0

LABOUR FORCE

AUSTRALIA

EMBARGO: 11.30AM (CANBERRA TIME) THURS 9 OCT 2008

KEY FIGURES

	Aug 2008	Sep 2008	Aug 08 to Sep 08	Sep 07 to Sep 08
Trend				
Employed persons ('000)	10 729.7	10 737.0	7.3	2.0 %
Unemployed persons ('000)	475.4	474.1	-1.2	-0.1 %
Unemployment rate (%)	4.2	4.2	0.0 pts	-0.1 pts
Participation rate (%)	65.2	65.2	0.0 pts	0.1 pts
Seasonally Adjusted				
Employed persons ('000)	10 735.2	10 737.4	2.2	1.9 %
Unemployed persons ('000)	457.9	479.6	21.7	4.2 %
Unemployment rate (%)	4.1	4.3	0.2 pts	0.1 pts
Participation rate (%)	65.1	65.1	0.0 pts	0.1 pts

KEY POINTS

TREND ESTIMATES (MONTHLY CHANGE)

- EMPLOYMENT increased to 10,737,000
- UNEMPLOYMENT decreased to 474,100
- UNEMPLOYMENT RATE remained steady at 4.2%
- PARTICIPATION RATE remained steady at 65.2%

SEASONALLY ADJUSTED ESTIMATES (MONTHLY CHANGE)

EMPLOYMENT

- increased by 2,200 to 10,737,400. Full-time employment decreased by 15,400 to 7,706,800 and part-time employment increased by 17,700 to 3,030,500.

UNEMPLOYMENT

- increased by 21,700 to 479,600. The number of persons looking for full-time work increased by 4,400 to 326,800 and the number of persons looking for part-time work increased by 17,300 to 152,800.

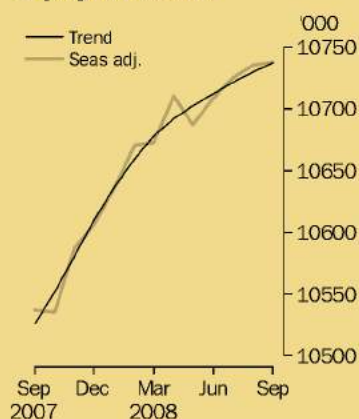
UNEMPLOYMENT RATE

- increased by 0.2 percentage points to 4.3%. The male unemployment rate increased by 0.2 percentage points to 4.0%, and the female unemployment rate increased by 0.2 percentage points to 4.6%.

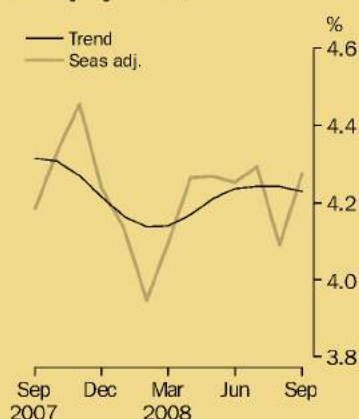
PARTICIPATION RATE

- remained steady at 65.1%.

Employed Persons



Unemployment rate



INQUIRIES

For further information about these and related statistics, contact the National Information and Referral Service on 1300 135 070 or Rebecca Cash on Canberra (02) 6252 6525.



Australian Bureau of Statistics

LABOUR FORCE

AUSTRALIA

EMBARGO: 11.30AM (CANBERRA TIME) THURS 6 NOV 2008

KEY FIGURES

	Sep 2008	Oct 2008	Sep 08 to Oct 08	Oct 07 to Oct 08
Trend				
Employed persons ('000)	10 743.9	10 752.8	8.8	1.9 %
Unemployed persons ('000)	478.0	478.9	0.9	0.8 %
Unemployment rate (%)	4.3	4.3	0.0 pts	0.0 pts
Participation rate (%)	65.2	65.2	0.0 pts	0.0 pts
Seasonally Adjusted				
Employed persons ('000)	10 734.0	10 768.3	34.3	2.1 %
Unemployed persons ('000)	480.9	487.9	7.0	2.2 %
Unemployment rate (%)	4.3	4.3	0.0 pts	0.0 pts
Participation rate (%)	65.1	65.3	0.1 pts	0.2 pts

KEY POINTS

TREND ESTIMATES (MONTHLY CHANGE)

- EMPLOYMENT increased to 10,752,800
- UNEMPLOYMENT increased to 478,900
- UNEMPLOYMENT RATE remained steady at 4.3%
- PARTICIPATION RATE remained steady at 65.2%

SEASONALLY ADJUSTED ESTIMATES (MONTHLY CHANGE)

EMPLOYMENT

- increased by 34,300 to 10,768,300. Full-time employment decreased by 9,200 to 7,688,200 and part-time employment increased by 43,500 to 3,080,100.

UNEMPLOYMENT

- increased by 7,000 to 487,900. The number of persons looking for full-time work increased by 10,200 to 338,200 and the number of persons looking for part-time work decreased by 3,200 to 149,700.

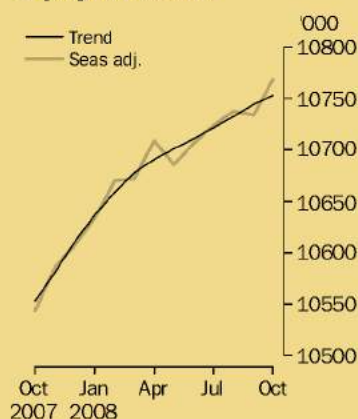
UNEMPLOYMENT RATE

- remained steady at 4.3%. The male unemployment rate remained steady at 4.0%, and the female unemployment rate increased by 0.1 percentage point to 4.8%.

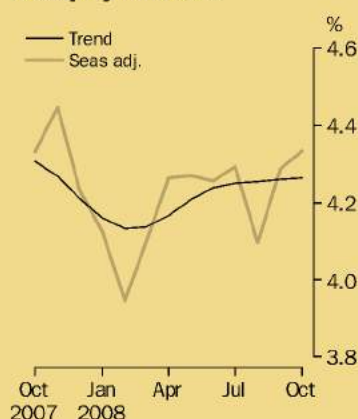
PARTICIPATION RATE

- increased by 0.1 percentage point to 65.3%.

Employed Persons



Unemployment rate



INQUIRIES

For further information about these and related statistics, contact the National Information and Referral Service on 1300 135 070 or Mary Piechowski on Canberra (02) 6252 6525.

LABOUR FORCE

AUSTRALIA

EMBARGO: 11.30AM (CANBERRA TIME) THURS 11 DEC 2008

KEY FIGURES

	Oct 2008	Nov 2008	Oct 08 to Nov 08	Nov 07 to Nov 08
Trend				
Employed persons ('000)	10 748.5	10 756.8	8.2	1.6 %
Unemployed persons ('000)	484.5	488.6	4.1	3.7 %
Unemployment rate (%)	4.3	4.3	0.0 pts	0.1 pts
Participation rate (%)	65.1	65.1	0.0 pts	0.0 pts
Seasonally Adjusted				
Employed persons ('000)	10 765.6	10 750.0	-15.6	1.5 %
Unemployed persons ('000)	488.7	496.6	7.9	1.3 %
Unemployment rate (%)	4.3	4.4	0.1 pts	0.0 pts
Participation rate (%)	65.2	65.1	-0.2 pts	-0.3 pts

KEY POINTS

TREND ESTIMATES (MONTHLY CHANGE)

- EMPLOYMENT increased to 10,756,800
- UNEMPLOYMENT increased to 488,600
- UNEMPLOYMENT RATE remained steady at 4.3%
- PARTICIPATION RATE remained steady at 65.1%

SEASONALLY ADJUSTED ESTIMATES (MONTHLY CHANGE)

EMPLOYMENT

- decreased by 15,600 to 10,750,000. Full-time employment increased by 8,800 to 7,695,300 and part-time employment decreased by 24,400 to 3,054,600.

UNEMPLOYMENT

- increased by 7,900 to 496,600. The number of persons looking for full-time work increased by 5,900 to 344,700 and the number of persons looking for part-time work increased by 2,000 to 151,900.

UNEMPLOYMENT RATE

- increased by 0.1 percentage point to 4.4%. The male unemployment rate increased by 0.1 percentage point to 4.1%, and the female unemployment rate increased by 0.1 percentage point but in rounded terms remained at 4.8%.

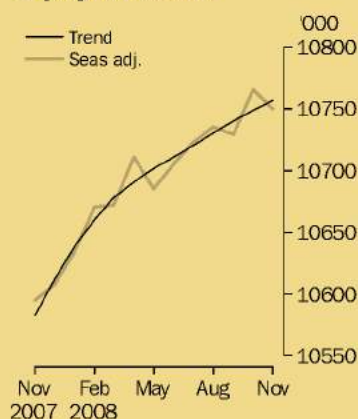
PARTICIPATION RATE

- decreased by 0.2 percentage points to 65.1%.

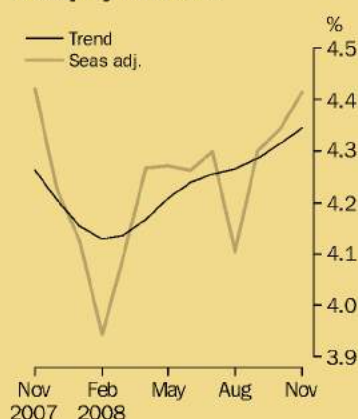


**Australian
Bureau of
Statistics**

Employed Persons



Unemployment rate



INQUIRIES

For further information about these and related statistics, contact the National Information and Referral Service on 1300 135 070 or Rebecca Cash on Canberra (02) 6252 6525.

LABOUR FORCE

AUSTRALIA

EMBARGO: 11.30AM (CANBERRA TIME) THURS 15 JAN 2009

KEY FIGURES

	Nov 2008	Dec 2008	Nov 08 to Dec 08	Dec 07 to Dec 08
Trend				
Employed persons ('000)	10 747.4	10 749.4	2.0	1.3 %
Unemployed persons ('000)	493.0	498.1	5.1	7.1 %
Unemployment rate (%)	4.4	4.4	0.0 pts	0.2 pts
Participation rate (%)	65.1	65.0	0.0 pts	-0.2 pts
Seasonally Adjusted				
Employed persons ('000)	10 743.5	10 742.3	-1.2	1.3 %
Unemployed persons ('000)	498.5	501.1	2.6	7.6 %
Unemployment rate (%)	4.4	4.5	0.0 pts	0.3 pts
Participation rate (%)	65.1	65.0	-0.1 pts	-0.2 pts

KEY POINTS

TREND ESTIMATES (MONTHLY CHANGE)

- EMPLOYMENT increased to 10,749,400
- UNEMPLOYMENT increased to 498,100
- UNEMPLOYMENT RATE remained steady at 4.4%
- PARTICIPATION RATE remained steady at 65.0%

SEASONALLY ADJUSTED ESTIMATES (MONTHLY CHANGE)

EMPLOYMENT

- decreased by 1,200 to 10,742,300. Full-time employment decreased by 43,900 to 7,640,200 and part-time employment increased by 42,800 to 3,102,200.

UNEMPLOYMENT

- increased by 2,600 to 501,100. The number of persons looking for full-time work increased by 2,600 to 349,400 and the number of persons looking for part-time work remained steady at 151,700.

UNEMPLOYMENT RATE

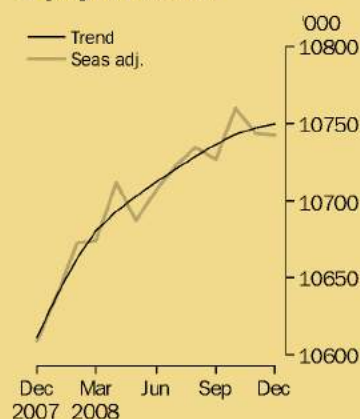
- remained steady at 4.5%. The male unemployment rate increased by 0.3 percentage points to 4.4%, and the female unemployment rate decreased by 0.3 percentage points to 4.5%.

PARTICIPATION RATE

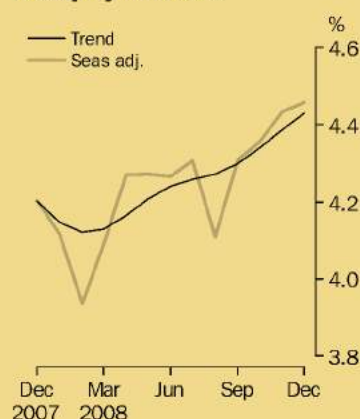
- decreased by 0.1 percentage point to 65.0%.



Employed Persons



Unemployment rate



INQUIRIES

For further information about these and related statistics, contact the National Information and Referral Service on 1300 135 070 or Steve Wood on Canberra (02) 6252 6525.



Australian Bureau of Statistics

JANUARY 2009

6202.0

LABOUR FORCE

AUSTRALIA

EMBARGO: 11.30AM (CANBERRA TIME) THURS 12 FEB 2009

KEY FIGURES

	Dec 2008	Jan 2009	Dec 08 to Jan 09	Jan 08 to Jan 09
Trend				
Employed persons ('000)	10 745.1	10 745.4	0.3	1.0 %
Unemployed persons ('000)	511.4	521.2	9.8	13.2 %
Unemployment rate (%)	4.5	4.6	0.1 pts	0.5 pts
Participation rate (%)	65.1	65.0	0.0 pts	-0.2 pts
Seasonally Adjusted				
Employed persons ('000)	10 740.9	10 742.1	1.2	0.9 %
Unemployed persons ('000)	503.4	540.2	36.8	18.4 %
Unemployment rate (%)	4.5	4.8	0.3 pts	0.7 pts
Participation rate (%)	65.0	65.1	0.1 pts	-0.1 pts

KEY POINTS

TREND ESTIMATES (MONTHLY CHANGE)

- EMPLOYMENT increased to 10,745,400
- UNEMPLOYMENT increased to 521,200
- UNEMPLOYMENT RATE increased to 4.6%
- PARTICIPATION RATE decreased to 65.0%

SEASONALLY ADJUSTED ESTIMATES (MONTHLY CHANGE)

EMPLOYMENT

- increased by 1,200 to 10,742,100. Full-time employment increased by 33,700 to 7,670,700 and part-time employment decreased by 32,600 to 3,071,400.

UNEMPLOYMENT

- increased by 36,800 to 540,200. The number of persons looking for full-time work increased by 29,900 to 381,300 and the number of persons looking for part-time work increased by 6,900 to 158,800.

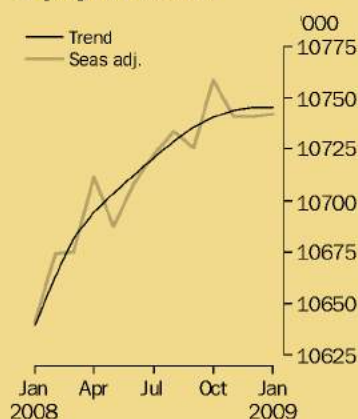
UNEMPLOYMENT RATE

- increased by 0.3 percentage points to 4.8%. The male unemployment rate increased by 0.4 percentage points to 4.9%, and the female unemployment rate increased by 0.2 percentage points to 4.7%.

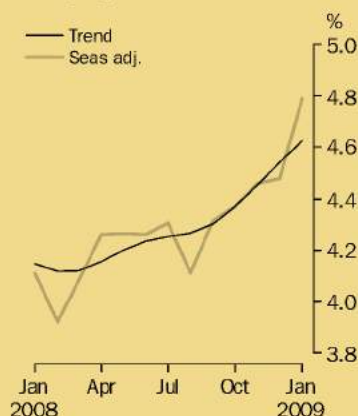
PARTICIPATION RATE

- increased by 0.1 percentage point to 65.1%.

Employed Persons



Unemployment rate



INQUIRIES

For further information about these and related statistics, contact the National Information and Referral Service on 1300 135 070 or Steve Wood on Canberra (02) 6252 6525.



**Australian
Bureau of
Statistics**

FEBRUARY 2009

6202.0

LABOUR FORCE

AUSTRALIA

EMBARGO: 11.30AM (CANBERRA TIME) THURS 12 MAR 2009

KEY FIGURES

	Jan 2009	Feb 2009	Jan 09 to Feb 09	Feb 08 to Feb 09
Trend				
Employed persons ('000)	10 811.3	10 811.7	0.4	0.8 %
Unemployed persons ('000)	543.9	561.1	17.2	22.2 %
Unemployment rate (%)	4.8	4.9	0.1 pts	0.8 pts
Participation rate (%)	65.3	65.4	0.0 pts	-0.1 pts
Seasonally Adjusted				
Employed persons ('000)	10 808.7	10 810.4	1.8	0.7 %
Unemployed persons ('000)	543.5	590.5	47.1	36.5 %
Unemployment rate (%)	4.8	5.2	0.4 pts	1.3 pts
Participation rate (%)	65.3	65.5	0.2 pts	0.2 pts

KEY POINTS

TREND ESTIMATES (MONTHLY CHANGE)

- EMPLOYMENT increased to 10,811,700
- UNEMPLOYMENT increased to 561,100
- UNEMPLOYMENT RATE increased to 4.9%
- PARTICIPATION RATE increased to 65.4%

SEASONALLY ADJUSTED ESTIMATES (MONTHLY CHANGE)

EMPLOYMENT

- increased by 1,800 to 10,810,400. Full-time employment decreased by 53,800 to 7,664,200 and part-time employment increased by 55,600 to 3,146,200.

UNEMPLOYMENT

- increased by 47,100 to 590,500. The number of persons looking for full-time work increased by 44,400 to 426,000 and the number of persons looking for part-time work increased by 2,600 to 164,500.

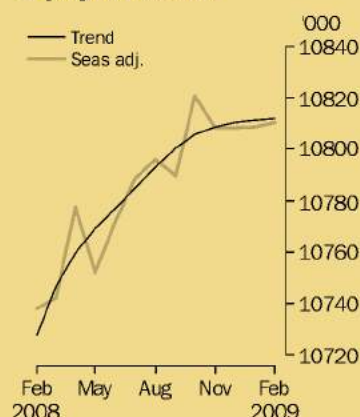
UNEMPLOYMENT RATE

- increased by 0.4 percentage points to 5.2%. The male unemployment rate increased by 0.3 percentage points to 5.1%, and the female unemployment rate increased by 0.5 percentage points to 5.3%.

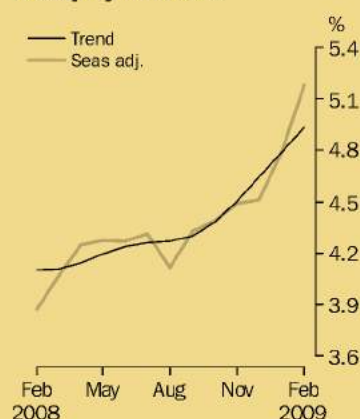
PARTICIPATION RATE

- increased by 0.2 percentage points to 65.5%.

Employed Persons



Unemployment rate



INQUIRIES

For further information about these and related statistics, contact the National Information and Referral Service on 1300 135 070 or Steve Wood on Canberra (02) 6252 6525.



**Australian
Bureau of
Statistics**

MARCH 2009

6202.0

LABOUR FORCE

AUSTRALIA

EMBARGO: 11.30AM (CANBERRA TIME) THURS 9 APR 2009

KEY FIGURES

	Feb 2009	Mar 2009	Feb 09 to Mar 09	Mar 08 to Mar 09
Trend				
Employed persons ('000)	10 797.2	10 792.3	-5.0	0.4 %
Unemployed persons ('000)	588.1	612.8	24.7	33.3 %
Unemployment rate (%)	5.2	5.4	0.2 pts	1.3 pts
Participation rate (%)	65.4	65.5	0.0 pts	0.0 pts
Seasonally Adjusted				
Employed persons ('000)	10 806.5	10 771.8	-34.7	0.2 %
Unemployed persons ('000)	598.0	650.9	52.9	44.3 %
Unemployment rate (%)	5.2	5.7	0.5 pts	1.7 pts
Participation rate (%)	65.5	65.5	0.0 pts	0.1 pts

KEY POINTS

TREND ESTIMATES (MONTHLY CHANGE)

- EMPLOYMENT decreased to 10,792,300
- UNEMPLOYMENT increased to 612,800
- UNEMPLOYMENT RATE increased to 5.4%
- PARTICIPATION RATE increased to 65.5%

SEASONALLY ADJUSTED ESTIMATES (MONTHLY CHANGE)

EMPLOYMENT

- decreased by 34,700 to 10,771,800. Full-time employment decreased by 38,900 to 7,621,300 and part-time employment increased by 4,200 to 3,150,500.

UNEMPLOYMENT

- increased by 52,900 to 650,900. The number of persons looking for full-time work increased by 28,500 to 460,400 and the number of persons looking for part-time work increased by 24,300 to 190,500.

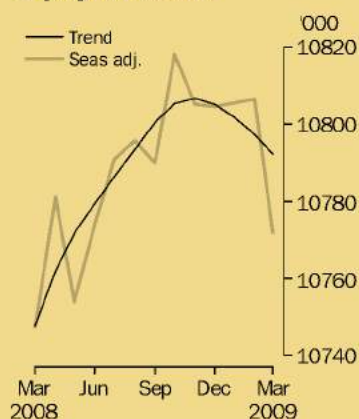
UNEMPLOYMENT RATE

- increased by 0.5 percentage points to 5.7%. The male unemployment rate increased by 0.5 percentage points to 5.7%, and the female unemployment rate increased by 0.4 percentage points to 5.7%.

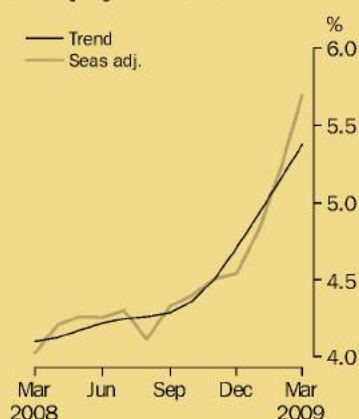
PARTICIPATION RATE

- remained steady at 65.5%.

Employed Persons



Unemployment rate



INQUIRIES

For further information about these and related statistics, contact the National Information and Referral Service on 1300 135 070 or Mary Piechowski on Canberra (02) 6252 6525.

LABOUR FORCE

AUSTRALIA

EMBARGO: 11.30AM (CANBERRA TIME) THURS 7 MAY 2009

KEY FIGURES

	Mar 2009	Apr 2009	Mar 09 to Apr 09	Apr 08 to Apr 09
Trend				
Employed persons ('000)	10 794.9	10 790.6	-4.3	0.3 %
Unemployed persons ('000)	611.1	630.8	19.8	36.4 %
Unemployment rate (%)	5.4	5.5	0.2 pts	1.4 pts
Participation rate (%)	65.4	65.5	0.0 pts	0.0 pts
Seasonally Adjusted				
Employed persons ('000)	10 771.6	10 798.9	27.3	0.1 %
Unemployed persons ('000)	649.9	614.6	-35.3	30.9 %
Unemployment rate (%)	5.7	5.4	-0.3 pts	1.2 pts
Participation rate (%)	65.5	65.4	-0.1 pts	-0.2 pts

KEY POINTS

TREND ESTIMATES (MONTHLY CHANGE)

- EMPLOYMENT decreased to 10,790,600
- UNEMPLOYMENT increased to 630,800
- UNEMPLOYMENT RATE increased to 5.5%
- PARTICIPATION RATE increased to 65.5%

SEASONALLY ADJUSTED ESTIMATES (MONTHLY CHANGE)

EMPLOYMENT

- increased by 27,300 to 10,798,900. Full-time employment increased by 49,100 to 7,672,700 and part-time employment decreased by 21,800 to 3,126,200.

UNEMPLOYMENT

- decreased by 35,300 to 614,600. The number of persons looking for full-time work decreased by 17,800 to 443,500 and the number of persons looking for part-time work decreased by 17,400 to 171,100.

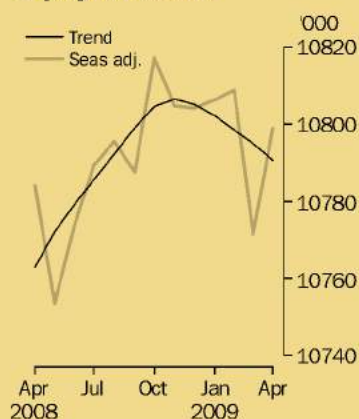
UNEMPLOYMENT RATE

- decreased by 0.3 percentage points to 5.4%. The male unemployment rate decreased by 0.2 percentage points to 5.5%, and the female unemployment rate decreased by 0.4 percentage points to 5.3%.

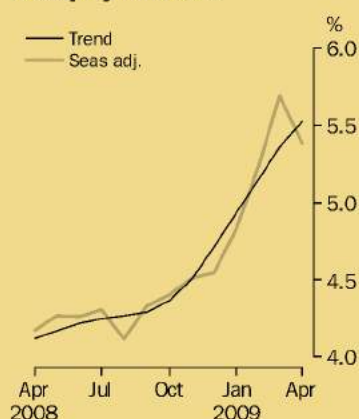
PARTICIPATION RATE

- decreased by 0.1 percentage point to 65.4%.

Employed Persons



Unemployment rate



INQUIRIES

For further information about these and related statistics, contact the National Information and Referral Service on 1300 135 070 or Mary Piechowski on Canberra (02) 6252 6525.



Australian Bureau of Statistics

MAY 2009

6202.0

LABOUR FORCE

AUSTRALIA

EMBARGO: 11.30AM (CANBERRA TIME) THURS 11 JUN 2009

KEY FIGURES

	Apr 2009	May 2009	Apr 09 to May 09	May 08 to May 09
Trend				
Employed persons ('000)	10 789.3	10 788.1	-1.2	0.1 %
Unemployed persons ('000)	638.0	654.9	16.9	39.8 %
Unemployment rate (%)	5.6	5.7	0.1 pts	1.6 pts
Participation rate (%)	65.5	65.5	0.0 pts	0.0 pts
Seasonally Adjusted				
Employed persons ('000)	10 794.8	10 793.1	-1.7	0.3 %
Unemployed persons ('000)	624.0	651.2	27.2	37.7 %
Unemployment rate (%)	5.5	5.7	0.2 pts	1.5 pts
Participation rate (%)	65.4	65.5	0.1 pts	0.1 pts

KEY POINTS

TREND ESTIMATES (MONTHLY CHANGE)

- EMPLOYMENT decreased to 10,788,100
- UNEMPLOYMENT increased to 654,900
- UNEMPLOYMENT RATE increased to 5.7%
- PARTICIPATION RATE remained steady at 65.5%

SEASONALLY ADJUSTED ESTIMATES (MONTHLY CHANGE)

EMPLOYMENT

- decreased by 1,700 to 10,793,100. Full-time employment decreased by 26,200 to 7,643,100 and part-time employment increased by 24,500 to 3,150,000.

UNEMPLOYMENT

- increased by 27,200 to 651,200. The number of persons looking for full-time work increased by 30,000 to 482,600 and the number of persons looking for part-time work decreased by 2,800 to 168,600.

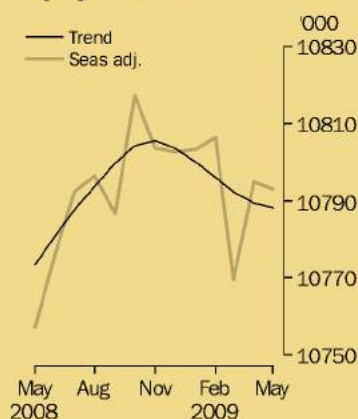
UNEMPLOYMENT RATE

- increased by 0.2 percentage points to 5.7%. The male unemployment rate increased by 0.3 percentage points to 5.9%, and the female unemployment rate increased by 0.1 percentage points to 5.4%.

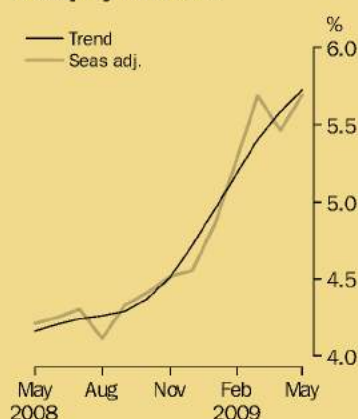
PARTICIPATION RATE

- increased by 0.1 percentage point to 65.5%.

Employed Persons



Unemployment rate



INQUIRIES

For further information about these and related statistics, contact the National Information and Referral Service on 1300 135 070, email client.services@abs.gov.au or Steve Wood on Canberra (02) 6252 6525, email labourforce@abs.gov.au



**Australian
Bureau of
Statistics**

JUNE 2009

6202.0

LABOUR FORCE

AUSTRALIA

EMBARGO: 11.30AM (CANBERRA TIME) THURS 9 JUL 2009

KEY FIGURES

	May 2009	Jun 2009	May 09 to Jun 09	Jun 08 to Jun 09
Trend				
Employed persons ('000)	10 777.3	10 772.5	-4.8	-0.1 %
Unemployed persons ('000)	655.8	668.4	12.6	41.2 %
Unemployment rate (%)	5.7	5.8	0.1 pts	1.6 pts
Participation rate (%)	65.4	65.4	0.0 pts	-0.1 pts
Seasonally Adjusted				
Employed persons ('000)	10 783.9	10 762.5	-21.4	-0.2 %
Unemployed persons ('000)	655.5	662.9	7.4	39.1 %
Unemployment rate (%)	5.7	5.8	0.1 pts	1.6 pts
Participation rate (%)	65.4	65.3	-0.2 pts	-0.2 pts

KEY POINTS

TREND ESTIMATES (MONTHLY CHANGE)

- EMPLOYMENT decreased to 10,772,500
- UNEMPLOYMENT increased to 668,400
- UNEMPLOYMENT RATE increased to 5.8%
- PARTICIPATION RATE at 65.4%

SEASONALLY ADJUSTED ESTIMATES (MONTHLY CHANGE)

EMPLOYMENT

- decreased by 21,400 to 10,762,500. Full-time employment decreased by 21,900 to 7,611,800 and part-time employment increased by 400 to 3,150,600.

UNEMPLOYMENT

- increased by 7,400 to 662,900. The number of persons looking for full-time work increased by 13,000 to 500,900 and the number of persons looking for part-time work decreased by 5,600 to 162,100.

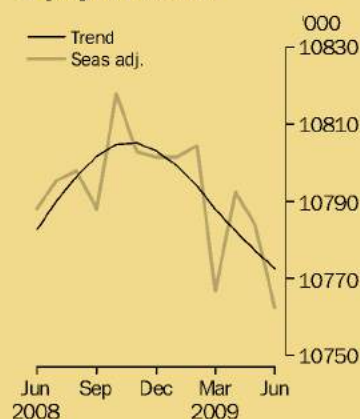
UNEMPLOYMENT RATE

- increased 0.1 percentage point to 5.8%. The male unemployment rate increased 0.1 percentage point to 6.1%, and the female unemployment rate remained steady at 5.4%.

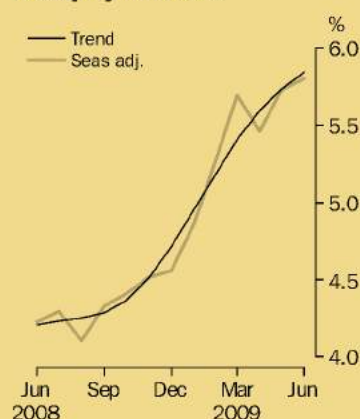
PARTICIPATION RATE

- decreased by 0.2 percentage points to 65.3%.

Employed Persons



Unemployment rate



INQUIRIES

For further information about these and related statistics, contact the National Information and Referral Service on 1300 135 070, email client.services@abs.gov.au or Steve Wood on Canberra (02) 6252 6525, email labourforce@abs.gov.au

www.abs.gov.au



**Australian
Bureau of
Statistics**

JULY 2009

6202.0

LABOUR FORCE

AUSTRALIA

EMBARGO: 11.30AM (CANBERRA TIME) THURS 6 AUG 2009

KEY FIGURES

	Jun 2009	Jul 2009	Jun 09 to Jul 09	Jul 08 to Jul 09
Trend				
Employed persons ('000)	10 779.1	10 778.3	-0.8	-0.1 %
Unemployed persons ('000)	664.1	670.5	6.4	40.6 %
Unemployment rate (%)	5.8	5.9	0.1 pts	1.6 pts
Participation rate (%)	65.4	65.3	0.0 pts	-0.1 pts
Seasonally Adjusted				
Employed persons ('000)	10 761.4	10 793.6	32.2	0.0 %
Unemployed persons ('000)	663.2	664.1	0.8	37.3 %
Unemployment rate (%)	5.8	5.8	0.0 pts	1.5 pts
Participation rate (%)	65.3	65.3	0.1 pts	-0.1 pts

KEY POINTS

TREND ESTIMATES (MONTHLY CHANGE)

- EMPLOYMENT decreased to 10,778,300
- UNEMPLOYMENT increased to 670,500
- UNEMPLOYMENT RATE increased to 5.9%
- PARTICIPATION RATE decreased to 65.3%

SEASONALLY ADJUSTED ESTIMATES (MONTHLY CHANGE)

EMPLOYMENT

- increased by 32,200 to 10,793,600. Full-time employment decreased by 16,000 to 7,590,400 and part-time employment increased by 48,200 to 3,203,200.

UNEMPLOYMENT

- increased by 800 to 664,100. The number of persons looking for full-time work decreased by 4,800 to 495,900 and the number of persons looking for part-time work increased by 5,600 to 168,200.

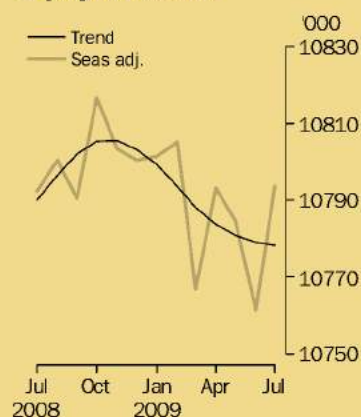
UNEMPLOYMENT RATE

- remained steady at 5.8%. The male unemployment rate increased 0.1 percentage point to 6.2%, and the female unemployment rate decreased 0.1 percentage point to 5.3%.

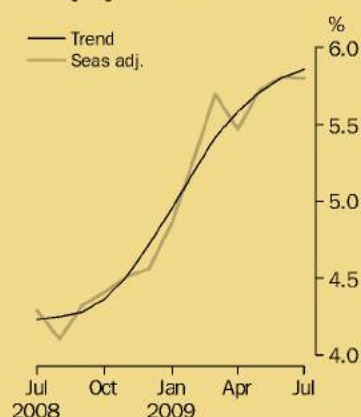
PARTICIPATION RATE

- increased 0.1 percentage point to 65.3%.

Employed Persons



Unemployment rate



INQUIRIES

For further information about these and related statistics, contact the National Information and Referral Service on 1300 135 070, email client.services@abs.gov.au or Mary Piechowski on Canberra (02) 6252 6525, email labourforce@abs.gov.au

www.abs.gov.au

LABOUR FORCE

AUSTRALIA

EMBARGO: 11.30AM (CANBERRA TIME) THURS 10 SEP 2009

KEY FIGURES

	Jul 2009	Aug 2009	Jul 09 to Aug 09	Aug 08 to Aug 09
Trend				
Employed persons ('000)	10 772.2	10 770.2	-2.0	-0.2 %
Unemployed persons ('000)	666.3	668.7	2.5	39.6 %
Unemployment rate (%)	5.8	5.8	0.0 pts	1.6 pts
Participation rate (%)	65.2	65.2	-0.1 pts	-0.2 pts
Seasonally Adjusted				
Employed persons ('000)	10 790.7	10 763.6	-27.1	-0.3 %
Unemployed persons ('000)	665.7	663.6	-2.1	44.2 %
Unemployment rate (%)	5.8	5.8	0.0 pts	1.7 pts
Participation rate (%)	65.3	65.1	-0.3 pts	-0.2 pts

KEY POINTS

TREND ESTIMATES (MONTHLY CHANGE)

- Employment decreased to 10,770,200
- Unemployment increased to 668,700
- Unemployment rate remained at 5.8%
- Participation rate remained at 65.2%
- Aggregate monthly hours worked decreased to 1,510.5 million hours

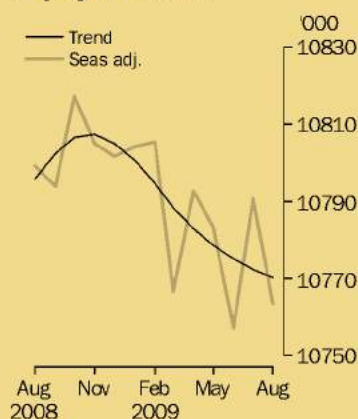
SEASONALLY ADJUSTED ESTIMATES (MONTHLY CHANGE)

- Employment decreased by 27,100 to 10,763,600. Full-time employment decreased by 30,800 to 7,553,800 and part-time employment increased by 3,800 to 3,209,800.
- Unemployment decreased by 2,100 to 663,600. The number of persons looking for full-time work decreased by 8,800 to 488,100 and the number of persons looking for part-time work increased by 6,600 to 175,500.
- Unemployment rate at 5.8%. The male unemployment rate decreased 0.2 pts to 6.0%, and the female unemployment rate increased 0.2 pts to 5.6%.
- Participation rate decreased 0.3 pts to 65.1%.
- Aggregate monthly hours worked decreased 4.0 million hours to 1,507.7 million hours.

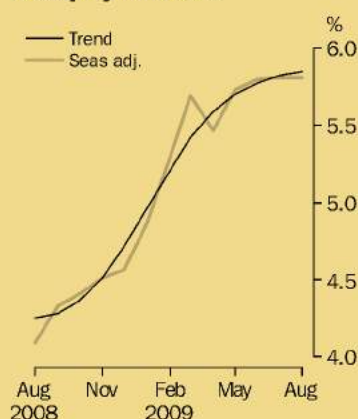
LABOUR UNDERUTILISATION (QUARTERLY CHANGE)

- Trend estimates: Labour force underutilisation rate increased to 13.9%.
- Seasonally adjusted estimates: Labour force underutilisation rate increased 0.1 pt to 13.6%. The male labour force underutilisation rate decreased 0.6 pts to 11.9%, and the female labour force underutilisation rate increased 1.0 pt to 15.5%.

Employed Persons



Unemployment rate



INQUIRIES

For further information about these and related statistics, contact the National Information and Referral Service on 1300 135 070, email client.services@abs.gov.au or Steve Wood on Canberra (02) 6252 6525, email labourforce@abs.gov.au.



**Australian
Bureau of
Statistics**

SEPTEMBER 2009

6202.0

LABOUR FORCE

AUSTRALIA

EMBARGO: 11.30AM (CANBERRA TIME) THURS 8 OCT 2009

KEY FIGURES

	Aug 2009	Sep 2009	Aug 09 to Sep 09	Sep 08 to Sep 09
Trend				
Employed persons ('000)	10 781.3	10 786.0	4.7	-0.2 %
Unemployed persons ('000)	664.2	664.7	0.5	37.5 %
Unemployment rate (%)	5.8	5.8	0.0 pts	1.5 pts
Participation rate (%)	65.2	65.1	0.0 pts	-0.2 pts
Seasonally Adjusted				
Employed persons ('000)	10 765.0	10 805.6	40.6	0.1 %
Unemployed persons ('000)	662.4	658.6	-3.8	34.4 %
Unemployment rate (%)	5.8	5.7	-0.1 pts	1.4 pts
Participation rate (%)	65.1	65.2	0.1 pts	-0.2 pts

KEY POINTS

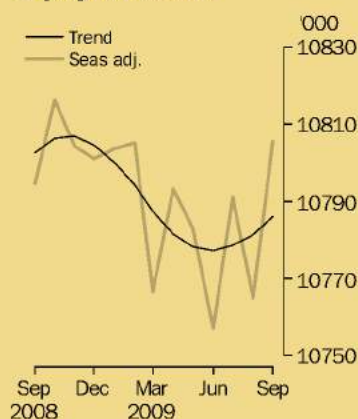
TREND ESTIMATES (MONTHLY CHANGE)

- Employment increased to 10,786,000
- Unemployment increased to 664,700
- Unemployment rate remained at 5.8%
- Participation rate decreased to 65.1%
- Aggregate monthly hours worked increased to 1,515.4 million hours

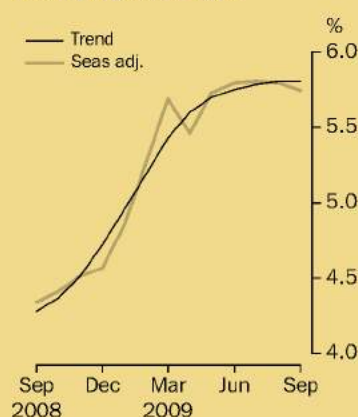
SEASONALLY ADJUSTED ESTIMATES (MONTHLY CHANGE)

- Employment increased by 40,600 to 10,805,600. Full-time employment increased by 35,400 to 7,589,800 and part-time employment increased by 5,200 to 3,215,800.
- Unemployment decreased by 3,800 to 658,600. The number of persons looking for full-time work increased by 9,500 to 497,400 and the number of persons looking for part-time work decreased by 13,300 to 161,200.
- Unemployment rate decreased 0.1 pt to 5.7%. The male unemployment rate decreased 0.1 pt to 5.8%, and the female unemployment rate remained at 5.6%.
- Participation rate increased 0.1 pt to 65.2%.
- Aggregate monthly hours worked increased 13.4 million hours to 1,522.4 million hours.

Employed Persons



Unemployment rate



INQUIRIES

For further information about these and related statistics, contact the National Information and Referral Service on 1300 135 070, email client.services@abs.gov.au or Steve Wood on Canberra (02) 6252 6525, email labourforce@abs.gov.au

LABOUR FORCE

AUSTRALIA

EMBARGO: 11.30AM (CANBERRA TIME) THURS 12 NOV 2009

KEY FIGURES

	Sep 2009	Oct 2009	Sep 09 to Oct 09	Oct 08 to Oct 09
Trend				
Employed persons ('000)	10 799.3	10 807.9	8.7	0.0 %
Unemployed persons ('000)	666.2	669.0	2.7	35.6 %
Unemployment rate (%)	5.8	5.8	0.0 pts	1.5 pts
Participation rate (%)	65.2	65.2	0.0 pts	-0.2 pts
Seasonally Adjusted				
Employed persons ('000)	10 807.1	10 831.6	24.5	0.2 %
Unemployed persons ('000)	659.0	670.1	11.1	34.3 %
Unemployment rate (%)	5.7	5.8	0.1 pts	1.4 pts
Participation rate (%)	65.2	65.2	0.1 pts	-0.2 pts

KEY POINTS

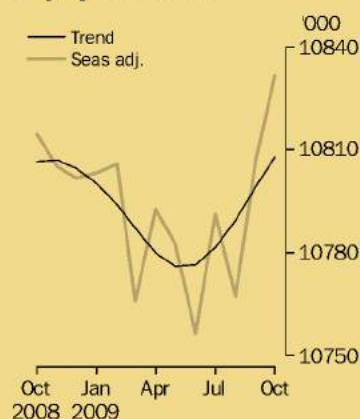
TREND ESTIMATES (MONTHLY CHANGE)

- Employment increased to 10,807,900
- Unemployment increased to 669,000
- Unemployment rate remained at 5.8%
- Participation rate remained at 65.2%
- Aggregate monthly hours worked increased to 1,518.5 million hours

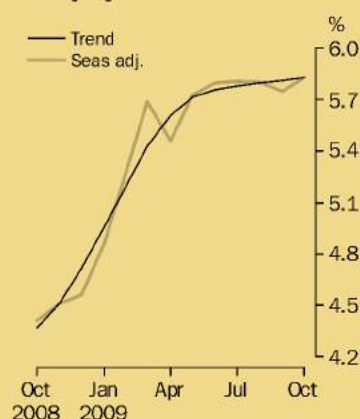
SEASONALLY ADJUSTED ESTIMATES (MONTHLY CHANGE)

- Employment increased 24,500 to 10,831,600. Full-time employment increased 2,900 to 7,590,800 and part-time employment increased 21,500 to 3,240,800.
- Unemployment increased 11,100 to 670,100. The number of persons looking for full-time work increased 3,500 to 501,100 and the number of persons looking for part-time work increased 7,600 to 169,000.
- Unemployment rate increased 0.1 pt to 5.8%. The male unemployment rate increased 0.2 pts to 6.0% and the female unemployment rate remained at 5.6%.
- Participation rate remained at 65.2%.
- Aggregate monthly hours worked decreased 1.9 million hours to 1,521.1 million hours.

Employed Persons



Unemployment rate



INQUIRIES

For further information about these and related statistics, contact the National Information and Referral Service on 1300 135 070, email client.services@abs.gov.au or Steve Wood on Canberra (02) 6252 6525, email labourforce@abs.gov.au



Australian Bureau of Statistics

LABOUR FORCE

AUSTRALIA

EMBARGO: 11.30AM (CANBERRA TIME) THURS 10 DEC 2009

KEY FIGURES

	Oct 2009	Nov 2009	Oct 09 to Nov 09	Nov 08 to Nov 09
Trend				
Employed persons ('000)	10 827.1	10 844.4	17.3	0.4 %
Unemployed persons ('000)	661.8	659.4	-2.4	28.9 %
Unemployment rate (%)	5.8	5.7	0.0 pts	1.2 pts
Participation rate (%)	65.2	65.2	0.0 pts	-0.1 pts
Seasonally Adjusted				
Employed persons ('000)	10 837.0	10 868.2	31.2	0.6 %
Unemployed persons ('000)	666.3	653.1	-13.3	27.2 %
Unemployment rate (%)	5.8	5.7	-0.1 pts	1.1 pts
Participation rate (%)	65.3	65.2	0.0 pts	-0.1 pts

KEY POINTS

TREND ESTIMATES (MONTHLY CHANGE)

- Employment increased to 10,844,400
- Unemployment decreased to 659,400
- Unemployment rate decreased to 5.7%
- Participation rate remained at 65.2%
- Aggregate monthly hours worked increased to 1,528.3 million hours

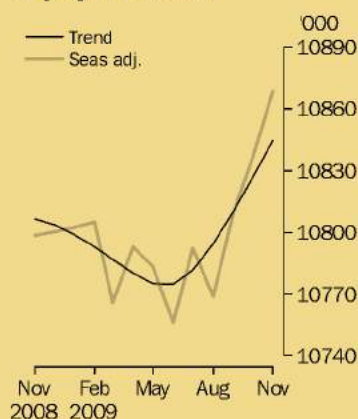
SEASONALLY ADJUSTED ESTIMATES (MONTHLY CHANGE)

- Employment increased 31,200 (0.3%) to 10,868,200. Full-time employment increased 30,800 to 7,627,400 and part-time employment increased slightly, up 300, to 3,240,700.
- Unemployment decreased 13,300 to 653,100. The number of persons looking for full-time work decreased 11,100 to 486,400 and the number of persons looking for part-time work decreased 2,100 to 166,700.
- Unemployment rate decreased 0.1 pt to 5.7%. The male unemployment rate decreased 0.1 pt to 5.8% and the female unemployment rate decreased 0.1 pt to 5.5%.
- Participation rate decreased slightly to 65.2%.
- Aggregate monthly hours worked increased 13.4 million hours (0.9%) to 1,536.3 million hours.

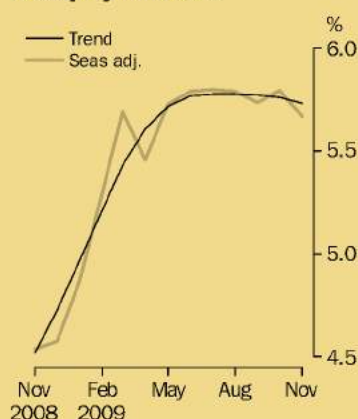
LABOUR UNDERUTILISATION (QUARTERLY CHANGE)

- Trend estimates: Labour Force underutilisation rate constant at 13.6%
- Seasonally adjusted estimates: Labour Force underutilisation rate decreased 0.1 pt to 13.5%. The male labour force underutilisation rate decreased 0.1 pt to 11.9% and the female labour force underutilisation rate decreased 0.3 pts to 15.3%.

Employed Persons



Unemployment rate



INQUIRIES

For further information about these and related statistics, contact the National Information and Referral Service on 1300 135 070, email client.services@abs.gov.au or Steve Wood on Canberra (02) 6252 6525, email labourforce@abs.gov.au



Australian Bureau of Statistics

LABOUR FORCE

AUSTRALIA

EMBARGO: 11.30AM (CANBERRA TIME) THURS 14 JAN 2010

KEY FIGURES

	Nov 2009	Dec 2009	Nov 09 to Dec 09	Dec 08 to Dec 09
Trend				
Employed persons ('000)	10 862.0	10 884.3	22.3	0.8 %
Unemployed persons ('000)	652.0	648.2	-3.8	20.9 %
Unemployment rate (%)	5.7	5.6	0.0 pts	0.9 pts
Participation rate (%)	65.2	65.2	0.0 pts	-0.1 pts
Seasonally Adjusted				
Employed persons ('000)	10 870.7	10 905.9	35.2	1.0 %
Unemployed persons ('000)	650.0	639.4	-10.6	22.7 %
Unemployment rate (%)	5.6	5.5	-0.1 pts	0.9 pts
Participation rate (%)	65.2	65.2	0.0 pts	0.0 pts

KEY POINTS

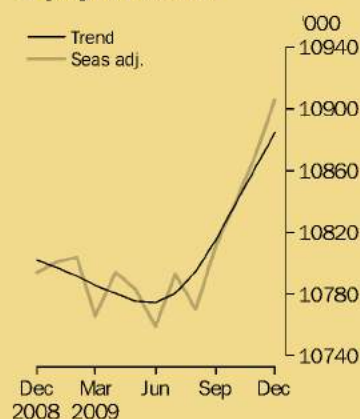
TREND ESTIMATES (MONTHLY CHANGE)

- Employment increased to 10,884,300
- Unemployment decreased to 648,200
- Unemployment rate decreased to 5.6%
- Participation rate remained at 65.2%
- Aggregate monthly hours worked increased to 1,533.9 million hours

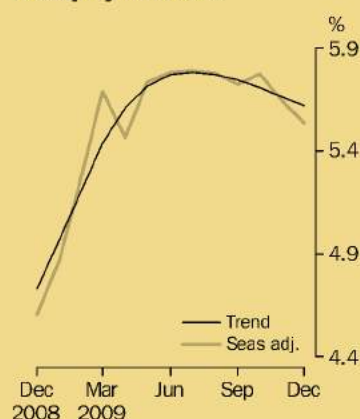
SEASONALLY ADJUSTED ESTIMATES (MONTHLY CHANGE)

- Employment increased 35,200 (0.3%) to 10,905,900. Full-time employment increased 7,300 to 7,635,100 and part-time employment increased 27,900 to 3,270,800.
- Unemployment decreased 10,600 (-1.6%) to 639,400. The number of persons looking for full-time work decreased 15,700 to 467,200 and the number of persons looking for part-time work increased 5,100 to 172,100.
- Unemployment rate decreased 0.1 pt to 5.5%. The male unemployment rate decreased 0.2 pts to 5.6% and the female unemployment rate remained at 5.5%.
- Participation rate remained at 65.2%.
- Aggregate monthly hours worked decreased 1.0 million hours (-0.1%) to 1,535.6 million hours.

Employed Persons



Unemployment rate



INQUIRIES

For further information about these and related statistics, contact the National Information and Referral Service on 1300 135 070, email client.services@abs.gov.au or Steve Wood on Canberra (02) 6252 6525, email labourforce@abs.gov.au