











ESSENTIAL STATISTICAL ASSETS FOR AUSTRALIA

ESA – 940 CAPITAL FORMATION INDICATORS

Summary of Quality Assessment Results							
Overall ESA Assessment	Institutional Environment	Relevance	Timeliness	Accuracy	Coherence	Interpretability	Accessibility
 Green	 Green	 Green	 Green	 Green	 Green	 Green	 Green

List of Contributing Datasets and Custodians
<ul style="list-style-type: none"> • Mineral and Petroleum Exploration Dataset (ABS) • Private New Capital Expenditure Survey (ABS)

ESA Elements					
Pillar	Dimension	Description	Critical Frequency	Critical Spatial	Critical Disaggregation
Economy	National Income	Includes statistical information on private sector investment and medium-term investment intentions, including petroleum and mineral exploration.	Quarterly	National, State/Territory	Industry, Institutional Sector, Assets/Liabilities

Overall ESA Assessment

The quality of ESA – 940 Capital Formation Indicators was assessed as a green traffic light for the purpose of ESA. The overall quality of this statistic met an acceptable standard for the quality indicators selected and the appropriate quality practices and processes were in place. This quality assessment was based on quality information about the contributing datasets. Data custodians can be contacted for further information about the quality of the datasets which contributed to the statistic.

For more detailed quality information about each dimension, see over page





ESA – 940 CAPITAL FORMATION INDICATORS

Institutional Environment

The statistic scored a green traffic light for institutional environment. There were sufficient quality and risk management processes in place, protections for confidentiality and archiving processes. Staff were trained in data collation.

Relevance

The statistic scored a green traffic light for relevance. All key information identified in the description of the statistic was available. The critical spatial levels identified for the statistic were produced. Most critical disaggregations identified for the statistic were present; the critical disaggregation, Assets/Liabilities, was not available.

Timeliness

The statistic scored a green traffic light for timeliness. The critical frequency for the statistic was met. The duration between collection and release of data was timely and users were able to access the release of new data when expected.

Accuracy

The statistic scored a green traffic light for accuracy. The target population was represented sufficiently, and there were no known under or overcounts or under or overrepresentation in the statistic. There were sufficient measures in place to adjust for missing values and non-response. For survey data, sampling error was represented for key indicators, but was not published against individual figures.

Coherence

The statistic scored a green traffic light for coherence. Information for the statistic was able to be compared over time with no changes to collection procedures and population and characteristic definitions remaining. External sources were available for data confrontation in most cases.

Interpretability

The statistic scored a green traffic light for interpretability. Data quality statements, information to help users to understand the data and descriptions of conceptual limitations of the data were available. Users were able to access additional support if needed.

Accessibility

The statistic scored a green traffic light for accessibility. The key information, including visualisations such as graphs or maps, was publicly available and users could access data in Excel and other formats such as pdf. The key information was accessible for free with customised data available at a cost.

Areas for Improvement

- The critical disaggregation, Assets/Liabilities, was not available.
- For survey data, sampling error was represented for key indicators, but was not published against individual figures.

