











ESSENTIAL STATISTICAL ASSETS FOR AUSTRALIA

ESA – 905 EXPORTS AND IMPORTS OF GOODS AND SERVICES

Summary of Quality Assessment Results							
Overall ESA Assessment	Institutional Environment	Relevance	Timeliness	Accuracy	Coherence	Interpretability	Accessibility
 Green	 Green	 Green	 Green	 Green	 Green	 Green	 Green

List of Contributing Datasets and Custodians
<ul style="list-style-type: none"> • Customs Data (ACBPS) • Merchandise Trade Statistics (ABS)

ESA Elements					
Pillar	Dimension	Description	Critical Frequency	Critical Spatial	Critical Disaggregation
Economy	National Income; Competitiveness and Openness	Includes detailed statistical information on the international trade of goods and services between Australia and the rest of the world.	Monthly	National, State/Territory,	Partner Country, Commodity, Industry, Institutional Sector

Overall ESA Assessment

The quality of ESA – 905 Exports and Imports of Goods and Services was assessed as a green traffic light for the purposes of ESA. The overall quality of this statistic met an acceptable standard for the quality indicators selected and the appropriate quality practices and processes were in place. This quality assessment was based on quality information about the contributing datasets. Data custodians can be contacted for further information about the quality of the datasets which contributed to the statistic.

For more detailed quality information about each dimension, see over page





ESA – 905 EXPORTS AND IMPORTS OF GOODS AND SERVICES

Institutional Environment

The statistic scored a green traffic light for institutional environment. There were sufficient quality and risk management processes in place, protections for confidentiality and, in most cases, archiving processes. Staff were trained in data collation and in most cases, for the statistical purpose of the administrative records.

Relevance

The statistic scored a green traffic light for relevance. All key information identified in the description of the statistic was available. The critical spatial levels identified for the statistic were produced. Most critical disaggregations were present; however, Partner Country was not available for all countries and Industry was not always collected using the standard classification. The critical disaggregation, Institutional Sector, was not available.

Timeliness

The statistic scored a green traffic light for timeliness. The critical frequency for the statistic was met. The duration between collection and release of data was timely and users were able to access the release of new data when expected.

Accuracy

The statistic scored a green traffic light for accuracy. Most known under or overcounts in the statistic were managed and there were sufficient measures in place to adjust for missing values. The accuracy was consistent for information collected within datasets in most cases. Some of the target population was not sufficiently represented for the statistic, as international trade information was not collected below a certain threshold.

Coherence

The statistic scored a green traffic light for coherence. Most information for the statistic was able to be compared over time with minimal changes to collection procedures and population and characteristic definitions remaining mostly consistent. External sources were available for data confrontation. Information compiled from multiple administrative sources was coherent.

Interpretability

The statistic scored a green traffic light for interpretability. Data quality statements and information for users to better understand the data were available. Users were able to access additional support if needed. Descriptions of the conceptual limitations were not available for all information.

Accessibility

The statistic scored a green traffic light for accessibility. The key information was publicly available and users could access data in a machine readable format, Excel and other formats such as html. The key information was accessible for free with customised data available at a cost. Data visualisation, such as graphs and maps, were not available.

Areas for Improvement

- The critical disaggregation, Institutional Sector was not available.
- Some of the target population was not sufficiently represented for the statistic, as international trade information was not collected below a certain threshold.
- Data visualisation, such as graphs and maps, were not available.

