











ESSENTIAL STATISTICAL ASSETS FOR AUSTRALIA

ESA – 602 NATIONAL BALANCE SHEET

Summary of Quality Assessment Results							
Overall ESA Assessment	Institutional Environment	Relevance	Timeliness	Accuracy	Coherence	Interpretability	Accessibility
 Green	 Green	 Green	 Green	 Amber	 Green	 Green	 Green

List of Contributing Datasets and Custodians
<ul style="list-style-type: none"> National Accounts (ABS)

ESA Elements					
Pillar	Dimension	Description	Critical Frequency	Critical Spatial	Critical Disaggregation
Economy	National Wealth	Includes estimates of the value of Australia's produced, non-produced and financial assets; its liabilities to the rest of the world; and the net worth of the total economy.	Annually	National	Industry, Institutional Sector, Assets/ Liabilities

Overall ESA Assessment

The quality of ESA – 602 National Balance Sheet was assessed as a green traffic light for the purpose of ESA. The overall quality of this statistic met an acceptable standard for the quality indicators selected and the appropriate quality practices and processes were in place. The data custodian can be contacted for further information about the quality of the dataset which contributed to the statistic.

For more detailed quality information about each dimension, see over page





ESA – 602 NATIONAL BALANCE SHEET

Institutional Environment

The statistic scored a green traffic light for institutional environment. There were sufficient quality and risk management processes in place, protections for confidentiality and archiving processes. Staff were trained in data collation.

Relevance

The statistic scored a green traffic light for relevance. All key information identified in the description of the statistic was available from the dataset listed. The critical spatial levels and critical disaggregations identified for the statistic were also available.

Timeliness

The statistic scored a green traffic light for timeliness. The critical frequency for the statistic was met. The duration between collection and release of data was timely and users were able to access the release of new data when expected.

Accuracy

The statistic scored an amber traffic light for accuracy. There were sufficient measures in place to adjust for missing values. Most of the target population was sufficiently represented for the statistic. There were some known under or overcounts and the accuracy varied for administrative information collected within the dataset.

Coherence

The statistic scored a green traffic light for coherence. Information for the statistic was able to be compared over time with minimal changes to collection procedures and population and characteristic definitions remaining consistent. External sources were available for data confrontation. Information compiled from multiple sources was largely coherent.

Interpretability

The statistic scored a green traffic light for interpretability. Data quality statements, information to help users to understand the data and descriptions of conceptual limitations of the data were available. Users were able to access additional support if needed.

Accessibility

The statistic scored a green traffic light for accessibility. The key information, including visualisations such as graphs or maps, was publicly available and users could access data in Excel and other formats such as html. The key information was accessible for free with customised data available at a cost.

Areas for Improvement

- The accuracy varied for information collected within the dataset.

