











ESSENTIAL STATISTICAL ASSETS FOR AUSTRALIA

ESA – 384 RECORDED CRIMINAL OFFENDER RATES

| Summary of Quality Assessment Results | | | | | | | |
|--|--|--|--|--|--|--|--|
| Overall ESA Assessment | Institutional Environment | Relevance | Timeliness | Accuracy | Coherence | Interpretability | Accessibility |
|  Green |  Green |  Amber |  Green |  Green |  Green |  Green |  Green |

| List of Contributing Datasets and Custodians |
|--|
| <ul style="list-style-type: none"> National Recorded Crime – Offenders Collection (ABS) |

| ESA Elements | | | | | |
|--------------|-----------|---|--------------------|--|---|
| Pillar | Dimension | Description | Critical Frequency | Critical Spatial | Critical Disaggregation |
| Society | Crime | Includes indicators on criminal offenders and their characteristics identified by police. | Annually | National, State/ Territory, Local Government Area, Indigenous Region | Age, Sex, Indigenous Status, Offence Type, Recidivism |

Overall ESA Assessment

The quality of ESA – 384 Recorded Criminal Offender Rates was assessed as a green traffic light for the purpose of ESA. The overall quality of this statistic met an acceptable standard for the quality indicators selected and the appropriate quality practices and processes were in place. The data custodian can be contacted for further information about the quality of the dataset which contributed to the statistic.

For more detailed quality information about each dimension, see over page





ESA – 384 RECORDED CRIMINAL OFFENDER RATES

Institutional Environment

The statistic scored a green traffic light for institutional environment. There were sufficient quality and risk management processes in place, protections for confidentiality and archiving processes. Staff were trained in data collation and the statistical purpose of the administrative records.

Relevance

The statistic scored an amber traffic light for relevance. All key information identified in the description of the statistic was available. The critical spatial levels identified for the statistic, Local Government Area and Indigenous Region, were not available. Most critical disaggregations identified for the statistic were present. The critical disaggregation Indigenous Status was only available for jurisdictions that used standard question wording and met set quality standards. The critical disaggregation, Recidivism, was only available as a count of the number of times proceeded against during the reference period.

Timeliness

The statistic scored a green traffic light for timeliness. The critical frequency for the statistic was met. The duration between collection and release of data was timely and users were able to access the release of new data when expected.

Accuracy

The statistic scored a green traffic light for accuracy. The target population was represented sufficiently for the statistic, and known under or overcounts were being managed. There were sufficient measures in place to adjust for missing values. The accuracy varied for some information collected within the dataset.

Coherence

The statistic scored a green traffic light for coherence. Information for the statistic was able to be compared over time with no changes to collection procedures and population and characteristic definitions remaining consistent. External sources were available for data confrontation. Information compiled from multiple sources was coherent in most cases.

Interpretability

The statistic scored a green traffic light for interpretability. Data quality statements, information to help users to understand the data and descriptions of conceptual limitations of the data were available. Users were able to access additional support if needed.

Accessibility

The statistic scored a green traffic light for accessibility. The key information, including visualisations such as graphs or maps, was publicly available and users could access data in Excel and other formats such as html. The key information was accessible for free with customised data available at a cost.

Areas for Improvement

- The critical spatial levels, Local Government Area and Indigenous Region, identified for the statistic were not available.
- The critical disaggregation Indigenous Status was only available for certain jurisdictions, those that used standard question wording and met set quality standards.
- The critical disaggregation, Recidivism, was only available as a count of the number of times proceeded against during the reference period.

