











ESSENTIAL STATISTICAL ASSETS FOR AUSTRALIA

ESA – 088 ACCESS TO SUITABLE AND SAFE HOUSING

Summary of Quality Assessment Results							
Overall ESA Assessment	Institutional Environment	Relevance	Timeliness	Accuracy	Coherence	Interpretability	Accessibility
 Green	 Green	 Green	 Amber	 Green	 Green	 Green	 Green

List of Contributing Datasets and Custodians	
<ul style="list-style-type: none"> • Australian Government Housing dataset (DSS) • Census of Population and Housing (ABS) • Indigenous Community Housing (AIHW) • Mainstream Community Housing (AIHW) 	<ul style="list-style-type: none"> • Public Housing and State Owned and Managed Indigenous Housing (AIHW) • Specialist Homeless Services Collection (AIHW) • Survey of Income and Housing (ABS)

ESA Elements					
Pillar	Dimension	Description	Critical Frequency	Critical Spatial	Critical Disaggregation
Economy; Society	Housing; Family, Community and Social Cohesion	Includes indicators of access to housing for all Australians. It includes a specific focus on the demand and supply for housing assistance, facilities to support disadvantaged subpopulation groups and indicators relating to the population of homeless Australians.	Annually	National, State/Territory, SA4, SA2	Household Composition, Program Type, Disability Status, Income Source, Indigenous Status, Accommodation Type

Overall ESA Assessment

The quality of ESA – 088 Access to Suitable and Safe Housing was assessed as a green traffic light for the purpose of ESA. The overall quality of this statistic met an acceptable standard for the quality indicators selected and the appropriate quality practices and processes were in place. This statistic quality assessment was based on quality information about the contributing datasets. Data custodians can be contacted for further information about the quality of the datasets which contributed to the statistic.

For more detailed quality information about each dimension, see over page





ESA – 088 ACCESS TO SUITABLE AND SAFE HOUSING

Institutional Environment

The statistic scored a green traffic light for institutional environment. There were sufficient quality and risk management processes in place, protections for confidentiality and archiving processes. Staff were trained in data collation and the statistical purpose of the administrative records.

Relevance

The statistic scored a green traffic light for relevance. All key information identified in the description of the statistic was available. The critical spatial levels identified for the statistic, Statistical Area 4 (SA4) and Statistical Area 2 (SA2), were not available for some information, but could be concurred from postcode in most instances. Most critical disaggregations identified for the statistic were present. The critical disaggregations Program Type and Income Source were not available for some information. Indigenous Status was not always collected using standard question wording.

Timeliness

The statistic scored an amber traffic light for timeliness. Users were able to access the release of new data when expected. The duration between collection and release of data was not always timely and the critical frequency for the statistic was not met in some cases.

Accuracy

The statistic scored a green traffic light for accuracy. Most of the target population was sufficiently represented in the statistic. Known under or overcounts or under or overrepresentation in the statistic were managed in most cases and generally there were sufficient measures in place to adjust for missing values and non-response. Sampling error was represented for survey data, for individual figures. The accuracy varied for some information collected within administrative datasets, in some cases.

Coherence

The statistic scored a green traffic light for coherence. Most information for the statistic was able to be compared over time as there were minimal changes to collection procedures and population and characteristic definitions remained largely consistent. Information compiled from multiple administrative sources was coherent. External sources were available for data confrontation.

Interpretability

The statistic scored a green traffic light for interpretability. Data quality statements, information to help users to understand the data and descriptions of conceptual limitations of the data were available. Users were able to access additional support if needed.

Accessibility

The statistic scored a green traffic light for accessibility. The key information, including visualisations such as graphs or maps, was publicly available and users could access data in a machine readable format, Excel and other formats such as html and hard copy. The key information was accessible for free with customised data and microdata available at a cost.

Areas for Improvement

- The critical disaggregations Program Type and Income Source were not available for some key information and Indigenous Status was not always collected using standard question wording.
- The duration between collection and release of data was not always timely.
- The critical frequency for the statistic was not met in some cases.

