

Agricultural Census

Australian Capital Territory – Year ended 30 June 2006

In correspondence, please quote this number ▼

Australian Business Number

Purpose of Collection

The purpose of this collection is to measure agricultural activity throughout Australia and provide information regarding agriculture's contribution to national production.

Collection Authority

The information asked for is collected under the authority of the *Census and Statistics Act 1905*. Your co-operation is sought in completing and returning this form by the due date. The Act provides me with the power, if needed, to direct you to provide the information sought.

Confidentiality

Your completed form remains confidential to the Australian Bureau of Statistics (ABS). Statistics will only be published in the form of aggregated data. Some very detailed statistics could relate to data of a single holding. Respondents who can show that their holding may be identified in the detailed statistics published by the ABS, can apply to the ABS to further aggregate the data to avoid such identification.

Due Date

Please complete this form and return it in the reply paid envelope to the Australian Bureau of Statistics by
or within 14 days of receipt.

Dennis Trewin
Australian Statistician



Help available

Telephone: Freecall
1800 647 011

Facsimile: **1300 303 813**

Write to: Australian
Bureau of Statistics
Reply Paid 83502
Alexandria NSW 2015

In person: ABS House
45 Benjamin Way
Belconnen ACT


Office use only

Person we should contact if any queries arise regarding this form

First Name	
------------	--

Telephone Number									
------------------	--	--	--	--	--	--	--	--	--

Last Name	
-----------	--

Mobile Number									
---------------	--	--	--	--	--	--	--	--	--

Signature	
-----------	--

Facsimile Number									
------------------	--	--	--	--	--	--	--	--	--

Date		/		/				
------	--	---	--	---	--	--	--	--

5 Are there any errors with this business's name and mailing address on the front of the form?

No Go to Question **6a**

Yes Show any corrections here

Legal name

Property name (if any)

Trading name

Mailing address

Postcode

6a Does this business operate an agricultural holding (or holdings) in more than one shire?

No Go to Question **7**

Yes In how many shires does this business operate agricultural holdings?

6b Please report in which shires this business operates agricultural holdings

Note

- If insufficient space, please attach a list.
- To convert acres to hectares, divide acres by 2.47.

Shire 1

State/Territory

Area of holdings ... Hectares

Shire 2

State/Territory

Area of holdings ... Hectares

7 Where is this business's main agricultural property located?

Note

- Please provide the actual location address, not a post-box or road-side mail box.
- Please report in every applicable line.
- If more than one property operated, show location of main property.

Property name

Road/Street number

Road/Street name ...

Suburb, rural locality or town

Shire

State/Territory Postcode

Agricultural land sale and leases

8a Did you sell, lease out or otherwise vacate any agricultural land anywhere in Australia between 1 July 2005 and 30 June 2006?

No Go to Question 9a

Yes

8b Land vacated between 1 July 2005 and 30 June 2006

Note

- Please report part hectares.
- If space is insufficient, please attach a list.

State whether by sale, transfer, rent, lease, etc. ...

Date vacated ... / /

Area vacated (Hectares) ... , .

Shire ...

Locality ...

To (Full name) ...

of (Address) ...

Duration of rent or lease (if applicable) ... Years Months

Area of holding

9a Area of holding at 30 June 2006

Note

- Please report part hectares.
- To convert acres to hectares, divide acres by 2.47.

Including

- All land (including non-arable land) occupied or maintained by you (whoever the owner may be)
- All land worked for you by sharefarmers
- All road permits

Excluding

- All land leased or rented by you to other persons
- Land operated elsewhere by you under a sharefarming agreement

	Hectares
Land owned and operated by you	<input type="text"/> , <input type="text"/> . <input type="text"/>
Crown land leased to you	<input type="text"/> , <input type="text"/> . <input type="text"/>
Other land leased or rented to you	<input type="text"/> , <input type="text"/> . <input type="text"/>
Other (please specify in BLOCK letters) <input type="text"/>	<input type="text"/> , <input type="text"/> . <input type="text"/>
Total area of holding	<input type="text"/> , <input type="text"/> . <input type="text"/>

9b Please provide a breakdown of the total area of your holding according to how it was used at 30 June 2006

Note

- Please report part hectares.
- To convert acres to hectares, divide acres by 2.47.
- The total area of holding reported in this question should **equal** the total reported in Question 9a.
- If exact figures are not available, please provide careful estimates

	Hectares
Land under crop (including vegetables, fruit, nuts, broadacre crops, grapes and nurseries)	<input type="text"/> , <input type="text"/> . <input type="text"/>
Land under fallow (including land chemically fallowed or land cultivated and left fallow)	<input type="text"/> , <input type="text"/> . <input type="text"/>
Land under commercial forestry plantations	<input type="text"/> , <input type="text"/> . <input type="text"/>
Grazing land (including pastures, rangelands and other land suitable for grazing)	<input type="text"/> , <input type="text"/> . <input type="text"/>
Land covered by remnant vegetation or woodland not suitable for grazing (excluding commercial plantations)	<input type="text"/> , <input type="text"/> . <input type="text"/>
Wetlands or swamps not suitable for grazing	<input type="text"/> , <input type="text"/> . <input type="text"/>
Other environmentally sensitive areas fenced out of production	<input type="text"/> , <input type="text"/> . <input type="text"/>
Land surrounding and occupied by houses and sheds and other agriculturally unproductive land (including inaccessible areas, roads, etc.)	<input type="text"/> , <input type="text"/> . <input type="text"/>
Other (please specify in BLOCK letters)	<input type="text"/> , <input type="text"/> . <input type="text"/>
<input type="text"/>	<input type="text"/> , <input type="text"/> . <input type="text"/>
Total area of holding (this should equal the total area reported in Question 9a)	<input type="text"/> , <input type="text"/> . <input type="text"/>

Hay and silage

10a Did you produce or sell any hay or silage during the year ended 30 June 2006?

No Go to Question 11a

Yes

10b Production of hay between 1 July 2005 and 30 June 2006

Note

- If cut for hay more than once, include area once only, but show total production.

	Hectares	Total production Tonnes
Pasture, cereal and other crops cut for hay	<input type="text"/> , <input type="text"/> . <input type="text"/>	<input type="text"/> , <input type="text"/> . <input type="text"/>

10c Hay sold between 1 July 2005 and 30 June 2006 , .


10d Silage made between 1 July 2005 and 30 June 2006 , .

Cereal and other crops

11a Did you undertake any cropping activity during the year ended 30 June 2006?

Excluding

- Vegetables for seed and human consumption, fruit and grapevines

No  Go to Question **12a**

Yes

11b Cereal crops harvested, fed off or failed between 1 July 2005 and 30 June 2006

Note

- **Complete failure** of any crop should be noted by '0' in the Total production column, **but the area of the crops that failed should still be shown** according to the original intention of the grower. Areas of wheat, oats, etc., resown after germination failure should be included only once.
- Where two separate crops have been grown on the same area at different times during the year, include the area sown against each crop.

	Area sown for 2005/2006 crop Hectares	Total production for 2005/2006 Tonnes
Cereal crops for grain or seed		
Wheat for grain	<input type="text" value="0"/> , <input type="text" value="0"/>	<input type="text" value="0"/> , <input type="text" value="0"/>
Oats for grain	<input type="text" value="0"/> , <input type="text" value="0"/>	<input type="text" value="0"/> , <input type="text" value="0"/>
Barley for grain	<input type="text" value="0"/> , <input type="text" value="0"/>	<input type="text" value="0"/> , <input type="text" value="0"/>
Sorghum for grain (2006 harvest)	<input type="text" value="0"/> , <input type="text" value="0"/>	<input type="text" value="0"/> , <input type="text" value="0"/>
Maize for grain (2006 harvest)	<input type="text" value="0"/> , <input type="text" value="0"/>	<input type="text" value="0"/> , <input type="text" value="0"/>
Rice for grain (2006 harvest)	<input type="text" value="0"/> , <input type="text" value="0"/>	<input type="text" value="0"/> , <input type="text" value="0"/>
Triticale for grain	<input type="text" value="0"/> , <input type="text" value="0"/>	<input type="text" value="0"/> , <input type="text" value="0"/>
All other cereals for grain or seed	<input type="text" value="0"/> , <input type="text" value="0"/>	
Cereal crops not for grain or seed		
All cereals for all other purposes (e.g. for silage or fed off)	<input type="text" value="0"/> , <input type="text" value="0"/>	

**11c Other crops harvested, fed off or failed between
1 July 2005 and 30 June 2006**


Abbreviations
 • t = tonnes.
 • kg = kilograms.

	Area sown for 2005/2006 crop Hectares	Total production for 2005/2006 Tonnes
Canola	<input type="text" value="0"/>	<input type="text" value="0"/>
Chickpeas	<input type="text" value="0"/>	<input type="text" value="0"/>
Field beans (including faba, tick, horse, broad, mung and other field beans)	<input type="text" value="0"/>	<input type="text" value="0"/>
Field peas for grain or seed	<input type="text" value="0"/>	<input type="text" value="0"/>
Lentils	<input type="text" value="0"/>	<input type="text" value="0"/>
Lupins for grain or seed	<input type="text" value="0"/>	<input type="text" value="0"/>
Safflower	<input type="text" value="0"/>	<input type="text" value="0"/>
Soybeans	<input type="text" value="0"/>	<input type="text" value="0"/>
Sunflower	<input type="text" value="0"/>	<input type="text" value="0"/>
All other crops (excluding vegetables for seed and human consumption, fruit and grapevines)	<input type="text" value="0"/>	<input type="text" value="0"/>

Sample

Fruit trees, nut trees, plantation or berry fruit

16a Did you have any orchard fruit trees, nut trees, plantation or berry fruit during the year ended 30 June 2006?

No  Go to Question **17a**

Yes

16b Orchard fruit and nuts intended for sale – grown between 1 July 2005 and 30 June 2006

Note

- **Complete failure** of any crop should be noted by '0' in the Total production column.
- Show production in terms of fresh weight.
- Where harvest is not yet complete, please estimate expected production.

Including

- Sales to processors

	Trees under 6 years Number	Trees 6 years and over Number	Total production Kilograms	
Citrus fruit				
Oranges – Navel	<input type="text"/>	<input type="text"/>	<input type="text"/>	<input type="text"/>
– Valencia	<input type="text"/>	<input type="text"/>	<input type="text"/>	<input type="text"/>
– Other	<input type="text"/>	<input type="text"/>	<input type="text"/>	<input type="text"/>
Lemons	<input type="text"/>	<input type="text"/>	<input type="text"/>	<input type="text"/>
Limes	<input type="text"/>	<input type="text"/>	<input type="text"/>	<input type="text"/>
Mandarins	<input type="text"/>	<input type="text"/>	<input type="text"/>	<input type="text"/>
Grapefruit	<input type="text"/>	<input type="text"/>	<input type="text"/>	<input type="text"/>
All other citrus fruit	<input type="text"/>	<input type="text"/>		
Stone fruit				
Apricots	<input type="text"/>	<input type="text"/>	<input type="text"/>	<input type="text"/>
Cherries	<input type="text"/>	<input type="text"/>	<input type="text"/>	<input type="text"/>
Nectarines	<input type="text"/>	<input type="text"/>	<input type="text"/>	<input type="text"/>
Olives	<input type="text"/>	<input type="text"/>	<input type="text"/>	<input type="text"/>
Peaches – processing	<input type="text"/>	<input type="text"/>	<input type="text"/>	<input type="text"/>
– fresh market	<input type="text"/>	<input type="text"/>	<input type="text"/>	<input type="text"/>
Plums	<input type="text"/>	<input type="text"/>	<input type="text"/>	<input type="text"/>
Prunes	<input type="text"/>	<input type="text"/>	<input type="text"/>	<input type="text"/>
All other stone fruit	<input type="text"/>	<input type="text"/>		
Pome fruit				
Apples	<input type="text"/>	<input type="text"/>	<input type="text"/>	<input type="text"/>
Nashi	<input type="text"/>	<input type="text"/>	<input type="text"/>	<input type="text"/>
Pears	<input type="text"/>	<input type="text"/>	<input type="text"/>	<input type="text"/>
All other pome fruit	<input type="text"/>	<input type="text"/>		

16b Orchard fruit and nuts intended for sale
(- continued)

	Trees under 6 years Number	Trees 6 years and over Number	Total production Kilograms
Nuts			
Almonds (kernel weight)	<input type="text"/>	<input type="text"/>	<input type="text"/>
Macadamias	<input type="text"/>	<input type="text"/>	<input type="text"/>
Pecans	<input type="text"/>	<input type="text"/>	<input type="text"/>
All other nuts	<input type="text"/>	<input type="text"/>	<input type="text"/>
Other orchard fruit			
Avocados	<input type="text"/>	<input type="text"/>	<input type="text"/>
Mangoes	<input type="text"/>	<input type="text"/>	<input type="text"/>
All other orchard fruit	<input type="text"/>	<input type="text"/>	<input type="text"/>

16c Total area of orchard fruit trees and nut trees at 30 June 2006

Note
• Where trees are not grown in a defined orchard area, please estimate area.

Excluding
• Grapes, plantation and berry fruit

Hectares

16d Berry fruit intended for sale – grown between 1 July 2005 and 30 June 2006

	Area not yet bearing Hectares	Area of bearing age Hectares	Total production Kilograms
Blueberries	<input type="text"/>	<input type="text"/>	<input type="text"/>
Raspberries	<input type="text"/>	<input type="text"/>	<input type="text"/>
Strawberries	<input type="text"/>	<input type="text"/>	<input type="text"/>
Other berries	<input type="text"/>	<input type="text"/>	<input type="text"/>

16e Other fruit intended for sale – grown between 1 July 2005 and 30 June 2006

Note
• Alternative reporting of area: If you prefer, attach a list showing for both bearing and non-bearing, the number and metres of rows, and metres spacing between rows.
• t = tonnes.
• kg = kilograms.

Including
• Sales to processors

Excluding
• Grapes

	Area not yet bearing Hectares	Area of bearing age Hectares	Total production
Bananas	<input type="text"/>	<input type="text"/>	<input type="text"/> t
Kiwifruit	<input type="text"/>	<input type="text"/>	<input type="text"/> kg
Papaws/Papaya	<input type="text"/>	<input type="text"/>	<input type="text"/> kg
Pineapples	<input type="text"/>	<input type="text"/>	<input type="text"/> t
All other fruit (excluding grapes) ...	<input type="text"/>	<input type="text"/>	<input type="text"/>

Ownership and agistment of livestock

Including

- All livestock, irrespective of ownership, present on the holding at 30 June 2006 (including those agisted on this holding)
- All livestock which belong on this holding but were temporarily absent on stock routes or in transit at 30 June 2006

Excluding

- Stock belonging to the holding, but temporarily on another holding at 30 June 2006

Dairy cattle

17a Did you keep or sell dairy cattle or sell cows milk in the year ended 30 June 2006?

No Go to Question 18a

Yes

17b Number of dairy cattle on holding at 30 June 2006

Excluding

- Dairy cattle intended for beef production (include in Question 18c)

Cows, in milk and dry

Other dairy cattle (bulls, heifers, calves)

17c Disposals of dairy cattle from this holding between 1 July 2005 and 30 June 2006

Including

- Backgrounded dairy cattle held on contract

Excluding

- Calves/steers sold for veal or beef production (include in Question 18d)

(i) Dairy breed bulls, 1 year or over, sold for breeding

(ii) All other dairy cattle and calves

– owned by you

– owned by others

Meat cattle

18a Did you keep or sell meat cattle in the year ended 30 June 2006?

No Go to Question 19a

Yes

18b Did you operate a feedlot in the year ended 30 June 2006?

Note

- Cattle feedlots refer to intensive farming of beef cattle for fattening/production.

No

Yes

18c Number of meat cattle on holding at 30 June 2006

Beef breed bulls and bull calves intended for breeding ...

Other calves

Cows and heifers, 1 year and over

Other meat cattle, 1 year and over (steers, bullocks etc.) ...

18d Disposals of meat cattle from this holding between 1 July 2005 and 30 June 2006

(i) Beef breed bulls, 1 year or over, sold for breeding ...

(ii) All other meat cattle and calves

– Grassfed cattle
– owned by you ...

– owned by others ...

– Feedlot cattle
– owned by you ...

– owned by others ...

Sheep

19a Did you keep or sell sheep in the year ended 30 June 2006?

No Go to Question **20a**

Yes

19b Number of sheep on holding at 30 June 2006

Note

- Include only **marked** lambs.

(i) Lambs, under 1 year ...

(ii) Breeding ewes, 1 year or over (including maiden ewes intended for breeding)

(iii) All other sheep (including rams, wethers, hoggets and non-breeding ewes)

19c Lambing between 1 July 2005 and 30 June 2006

Lambs marked ...

Ewes mated to produce above lambs ...

19d Ewes that are expected to lamb between 1 July 2006 and 30 June 2007

To Merino rams ...

To short wool/meat breed rams ...

To other rams ...

19e Sales of sheep from this holding between 1 July 2005 and 30 June 2006

(i) Lambs, under 1 year ...

(ii) All other sheep (including rams, wethers, hoggets and non-breeding ewes)

Beekeeping

20a Did this business undertake beekeeping activities between 1 July 2005 and 30 June 2006?

No Go to Question **21a**

Yes

20b Total number of beehives kept at 30 June 2006

Hives from which honey was taken (including robbed pollination hives) ...	Number
	<input type="text"/>

All other hives (excluding spare supers) ...	<input type="text"/>
--	----------------------

Total number of hives kept ...	<input type="text"/>
---------------------------------------	----------------------

Poultry and eggs

21a Did you keep or sell poultry or produce eggs during the year ended 30 June 2006?

Excluding
• Poultry kept solely for own domestic use

No Go to Question **22a**

Yes

21b Live poultry

Excluding
• Sales of processed poultry (include in Question 21c)

	Number on holding at 30 June 2006	Number of live birds disposed of during year ended 30 June 2006
Layers		
Hens for egg production for human consumption (including hens in moult)	<input type="text"/>	<input type="text"/>
Replacement stock	<input type="text"/>	<input type="text"/>
Day old chicks sold	<input type="text"/>	<input type="text"/>
Breeding stock	<input type="text"/>	<input type="text"/>
Meat chickens		
Chickens grown on contract	<input type="text"/>	<input type="text"/>
Chickens grown on own account	<input type="text"/>	<input type="text"/>
Day old chicks sold	<input type="text"/>	<input type="text"/>
Breeding stock	<input type="text"/>	<input type="text"/>
Ducks	<input type="text"/>	<input type="text"/>
Turkeys	<input type="text"/>	<input type="text"/>
All other poultry	<input type="text"/>	<input type="text"/>

21c Processed poultry sold between 1 July 2005 and 30 June 2006

Number sold

Reared on this holding	<input type="text"/>
Other processed poultry sold	<input type="text"/>

Dozens

21d Hen egg production for human consumption between 1 July 2005 and 30 June 2006

Other livestock

22a Did you keep or sell horses or other livestock in the year ended 30 June 2006?

Including

- Deer, goats, camels, alpacas, domesticated buffaloes, emus, ostriches, etc.

No Go to Question **23a**

Yes

22b Number of other livestock on holding at 30 June 2006

Horses – stud	<input type="text"/>	<input type="text"/>	<input type="text"/>	<input type="text"/>	<input type="text"/>	<input type="text"/>	<input type="text"/>
– other (including stock horses)	<input type="text"/>	<input type="text"/>	<input type="text"/>	<input type="text"/>	<input type="text"/>	<input type="text"/>	<input type="text"/>
Deer	<input type="text"/>	<input type="text"/>	<input type="text"/>	<input type="text"/>	<input type="text"/>	<input type="text"/>	<input type="text"/>
Goats (excluding unmanaged feral goats)	<input type="text"/>	<input type="text"/>	<input type="text"/>	<input type="text"/>	<input type="text"/>	<input type="text"/>	<input type="text"/>
All other livestock	<input type="text"/>	<input type="text"/>	<input type="text"/>	<input type="text"/>	<input type="text"/>	<input type="text"/>	<input type="text"/>

22c Sales of other livestock from this holding between 1 July 2005 and 30 June 2006

Horses	<input type="text"/>	<input type="text"/>	<input type="text"/>	<input type="text"/>	<input type="text"/>	<input type="text"/>	<input type="text"/>
Deer	<input type="text"/>	<input type="text"/>	<input type="text"/>	<input type="text"/>	<input type="text"/>	<input type="text"/>	<input type="text"/>
Goats – domesticated	<input type="text"/>	<input type="text"/>	<input type="text"/>	<input type="text"/>	<input type="text"/>	<input type="text"/>	<input type="text"/>
– unmanaged feral	<input type="text"/>	<input type="text"/>	<input type="text"/>	<input type="text"/>	<input type="text"/>	<input type="text"/>	<input type="text"/>
All other livestock	<input type="text"/>	<input type="text"/>	<input type="text"/>	<input type="text"/>	<input type="text"/>	<input type="text"/>	<input type="text"/>

Trees and shrubs planted

23a Did you plant or sow any trees or shrubs on this property between 1 July 2005 and 30 June 2006?

Excluding

- Fruit and nut trees and garden trees and shrubs

No Go to Question **24a**

Yes

23b Seedlings planted for timber and wood pulp production (e.g. tube stock) between 1 July 2005 and 30 June 2006

Note

- Show spacing as two numbers, e.g. 2 x 3, if trees are spaced 2m by 3m apart.
- **Locally occurring** refers to native species which grow naturally within the local area.

	Number of seedlings	Spacing Metres
Hardwoods – locally occurring natives	<input type="text"/>	<input type="text"/> x <input type="text"/>
Hardwoods – non-locals (e.g. Tasmanian Bluegum)	<input type="text"/>	<input type="text"/> x <input type="text"/>
Softwoods (e.g. pines)	<input type="text"/>	<input type="text"/> x <input type="text"/>

23c Trees and shrubs planted as seedlings (e.g. tube stock) for other purposes between 1 July 2005 and 30 June 2006

Note

- Classify multi-purpose plantings to their major purpose.
- Classify each separate planting to its major purpose.
- Report each planting only once.

Excluding

- Fruit and nut trees and garden trees and shrubs
- Seedlings planted for timber and wood pulp production (include in 23b)

	Number of seedlings	Hectares
Nature conservation (e.g. wildlife habitat)	<input type="text"/>	<input type="text"/>
Enhanced production (e.g. shade, windbreaks, shelter belts)...	<input type="text"/>	<input type="text"/>
Fodder and plant products (e.g. bush foods, oils, flowers and honey)	<input type="text"/>	<input type="text"/>
Protection of land and water (e.g. control of land degradation and water quality protection)	<input type="text"/>	<input type="text"/>
All other plantings	<input type="text"/>	<input type="text"/>

23d Tree and shrub seed sown (e.g. direct seeding or aerial sowing) between 1 July 2005 and 30 June 2006

Note

- Report total weight of all types of tree and shrub seed used.


Excluding

- Fruit and nut trees and garden trees and shrubs
- The weight of any carrier (e.g. sand, sawdust or fertiliser)

	Seed sown Kilograms	Hectares
Timber and wood pulp production	<input type="text"/>	<input type="text"/>
Nature conservation (e.g. wildlife habitat)	<input type="text"/>	<input type="text"/>
Enhanced production (e.g. shade, windbreaks, shelter belts) ...	<input type="text"/>	<input type="text"/>
Fodder and plant products (e.g. bush foods, oils, flowers and honey)	<input type="text"/>	<input type="text"/>
Protection of land and water (e.g. control of land degradation and water quality protection)	<input type="text"/>	<input type="text"/>
All other plantings	<input type="text"/>	<input type="text"/>

Water use

24a Did you use water for agricultural production between 1 July 2005 and 30 June 2006?

- No  Go to Question **25a**
- Yes

24b Water used for agricultural production

Note

- Please report part hectares.
- Where any area of pasture or crop was watered more than once during the season, show this area once only.
- Where two or more crops have been grown on the same area during the year, the area watered should be shown for each crop.
- 1 megalitre = 1,000 kilolitres.
- To convert acres to hectares, divide acres by 2.47.

Complete both columns

	Area watered Hectares	Volume applied Megalitres (estimate if unknown)
Pasture		
– for grazing	<input type="text"/>	<input type="text"/>
– harvested for seed production	<input type="text"/>	<input type="text"/>
– cut for hay or silage (including lucerne for hay)	<input type="text"/>	<input type="text"/>
Cereal crops		
– cut for hay (including wheat, oats and forage sorghum)	<input type="text"/>	<input type="text"/>
– harvested for grain or seed (e.g. wheat, oats, maize)	<input type="text"/>	<input type="text"/>
– for grazing or fed off	<input type="text"/>	<input type="text"/>
Other crops		
– rice	<input type="text"/>	<input type="text"/>
– other broadacre crops (e.g. canola, field beans, lupins, sunflowers)	<input type="text"/>	<input type="text"/>
Fruit trees, nut trees, plantation or berry fruits (excluding grapevines)	<input type="text"/>	<input type="text"/>
Vegetables		
– for human consumption	<input type="text"/>	<input type="text"/>
– for seed	<input type="text"/>	<input type="text"/>
Nurseries, cut flowers or cultivated turf	<input type="text"/>	<input type="text"/>
Grapevines	<input type="text"/>	<input type="text"/>

Other crops (please specify in BLOCK letters)

<input type="text"/>	<input type="text"/>	<input type="text"/>	<input type="text"/>
----------------------	----------------------	----------------------	----------------------

Other water used for agricultural production

(e.g. stock drinking water, dairy cleaning) (please specify in BLOCK letters)

<input type="text"/>	<input type="text"/>	<input type="text"/>
----------------------	----------------------	----------------------

24c What were the sources of water used for agricultural production on your holding between 1 July 2005 and 30 June 2006?

Note

- Please report part megalitres.
- 1 megalitre = 1,000 kilolitres.

	Sources metered		Sources not metered	
	Tick all that apply	Volume Megalitres	Tick all that apply	Volume Megalitres (estimate if unknown)
Surface water (e.g. rivers, dams, channels)	<input type="checkbox"/>	<input type="text"/>	<input type="checkbox"/>	<input type="text"/>
Groundwater (e.g. bores, springs, wells)	<input type="checkbox"/>	<input type="text"/>	<input type="checkbox"/>	<input type="text"/>
Town or country reticulated mains supply	<input type="checkbox"/>	<input type="text"/>	<input type="checkbox"/>	<input type="text"/>
Recycled/re-used water from off-farm sources (e.g. sewage water, mines)	<input type="checkbox"/>	<input type="text"/>	<input type="checkbox"/>	<input type="text"/>
Other sources (please specify in BLOCK letters)	<input type="checkbox"/>	<input type="text"/>	<input type="checkbox"/>	<input type="text"/>

Fencing to protect land from grazing

25a Did you fence any land for protection from grazing between 1 July 2005 and 30 June 2006?

Excluding

- Replacement fencing

No [Go to Question 26](#)

Yes

25b Kilometres of fencing constructed between 1 July 2005 and 30 June 2006, and the areas protected from grazing by this fencing

Note

- Creeks and rivers refer to permanent and semi-permanent watercourses, not floodways or watercourses which only run periodically.

	Kilometres of fencing	Estimated hectares protected
Saline areas	<input type="text"/>	<input type="text"/>
Other degraded areas	<input type="text"/>	<input type="text"/>
Creeks and rivers	<input type="text"/>	<input type="text"/>
Remnant native vegetation (including wetlands and grasslands)	<input type="text"/>	<input type="text"/>
Planted trees and shrubs (from seedlings or seed)	<input type="text"/>	<input type="text"/>
All other fencing for protection from grazing	<input type="text"/>	<input type="text"/>

