



CRIMINAL COURTS

AUSTRALIA

EMBARGO: 11.30AM (CANBERRA TIME) WED 28 MAR 2007

CONTENTS

	<i>page</i>
Notes	2
Summary of findings	3

TABLES

SUMMARY CHARACTERISTICS OF DEFENDANTS

1 Higher Courts, Principal offence	13
2 Magistrates' Courts, Principal offence	14
3 Higher Courts outcomes, 2001–02 to 2005–06	15
4 Magistrates' Courts outcomes, 2003–04 to 2005–06	16
5 Higher Courts, Principal offence, 2001–02 to 2005–06	17
6 Magistrates' Courts, Principal offence, 2003–04 to 2005–06	18
7 Higher Courts, States and territories	19
8 Magistrates' Courts, States and territories	20

DEFENDANTS ADJUDICATED

9 Higher Courts, Principal offence by age	21
10 Magistrates' Courts, Principal offence by age	22
11 Sex and principal offence by court level and adjudication type	23

DEFENDANTS PROVEN GUILTY

12 Higher Courts, Sex and principal sentence by age	26
13 Magistrates' Courts, Sex and principal sentence by age	28
14 Sex and principal offence by court level and principal sentence	30

DURATION FROM INITIATION TO FINALISATION

15 Higher Courts, Selected principal offence and method of finalisation	33
16 Magistrates' Courts, Selected principal offence and method of finalisation	35

STATES AND TERRITORIES

17 Defendants adjudicated, Higher Courts, Principal offence	37
18 Defendants adjudicated, Magistrates' Courts, Principal offence	38
19 1996–97 to 2005–06, Higher Courts, Selected characteristics	41

ADDITIONAL INFORMATION

Explanatory Notes	44
Appendix 1: Experimental Children's Courts Data	55
Appendix 2: Method of Finalisation Classification	72
Appendix 3: Australian Standard Offence Classification	73
Appendix 4: National Offence Index	74
Appendix 5: Sentence Type Classification	77
Glossary	78

INQUIRIES

For further information about these and related statistics, contact the National Information and Referral Service on 1300 135 070 or Terence Byrnes on Melbourne (03) 9615 7681.

NOTES

- ABOUT THIS PUBLICATION** This publication presents nationally comparable statistics relating to the criminal jurisdiction of the Higher (Supreme and Intermediate) and Magistrates' Courts across Australia for the period 1 July 2005–30 June 2006. Children's Criminal Courts data are also provided on an experimental basis. The statistics describe the characteristics of defendants, including information on the offences and sentences associated with those defendants.
- DATA CONSISTENCY** The statistics are sourced from the national Criminal Courts collection conducted by the Australian Bureau of Statistics (ABS) and have been compiled according to national standards in order to maximise consistency between the states and territories. The Explanatory Notes, Appendices and Glossary provide detailed information on the data sources, counting rules, terminology, classifications and other technical aspects associated with these statistics.
- CHANGES IN THIS ISSUE** Revised data for 2004–05 has been published for Queensland and Northern Territory Higher and Magistrates' Courts (see Explanatory notes paragraph 46) .
- INFORMATION ON ABS
CRIME AND JUSTICE** Information about ABS activities in the field of crime and justice statistics is available from the Crime and Justice theme page on the ABS Website. Details of other ABS publications relating to crime and justice statistics can be found in paragraph 61 of the Explanatory Notes.
- ACKNOWLEDGMENTS** The ABS acknowledges the valuable contribution of the Board of Management, the National Criminal Courts Statistics Advisory Group, the Court Practitioners' Group and the staff of the various agencies that provide the statistics presented in this publication.

Brian Pink
Australian Statistician

SUMMARY OF FINDINGS

INTRODUCTION

This publication presents statistics relating to the criminal jurisdiction of the Higher (Supreme and Intermediate) and Magistrates' Courts of Australia, for the period 1 July 2005 – 30 June 2006. Experimental data are also available for Children's Courts in Appendix 1. The criminal jurisdiction of the courts includes the trial and sentencing of persons and organisations charged with criminal offences. The statistics are based on data extracted from administrative records held by state and territory agencies responsible for courts administration. Data are supplied to the ABS by the courts administering agency for all states and territories except for Queensland (where they are supplied via the Office of Economic and Statistical Research), and New South Wales (where they are supplied via the Bureau of Crime Statistics and Research).

The publication provides a picture of the characteristics of defendants dealt with by the Higher, Magistrates' and Children's Courts of Australia, including information on the offences and sentence types associated with those defendants.

There are significant differences between the states and territories in the way the Higher Courts and Magistrates' Courts systems are structured and how criminal cases are allocated between court levels. For example, legislation differs between states and territories regarding which offence types can be heard summarily in the Magistrates' Courts and which offence types must be indicted to a Higher Court. Caution should therefore be taken when making comparisons between states and territories.

Data collected in 2004–05 has been revised for Queensland, Northern Territory and Australia. The impacts of these revisions on 2004–05 populations are described in paragraphs 48–52 and 56 of the Explanatory Notes.

The Explanatory Notes provide detailed information on the data sources, definitions, counting rules and other technical matters associated with this publication.

For ease of reading, 'most serious offence/charge' is referred to as 'offence/charge' throughout this publication. The term 'related offences' has also been omitted for ease of reading for the following offence/charges: homicide and related offences; sexual assault and related offences; robbery, extortion and related offences; and deception and related offences.

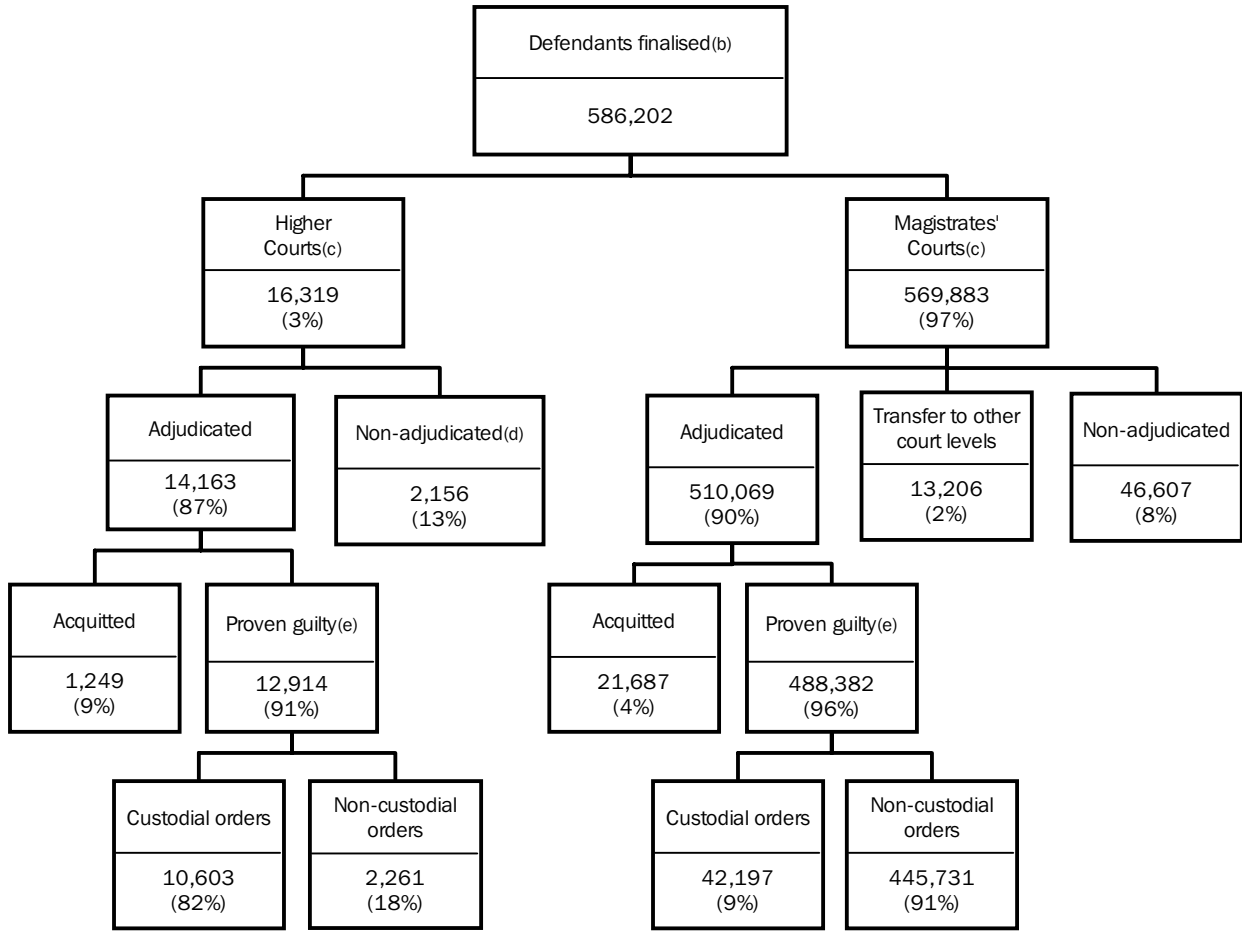
CHARACTERISTICS OF DEFENDANTS

Summary

In 2005–06, there were 586,202 defendants finalised in the Higher and Magistrates' Courts in Australia, an increase of 2% (10,774) on the number of defendants finalised in 2004–05. Of defendants finalised in 2005–06, 3% (16,319) were finalised in the Higher Courts and 97% (569,883) were finalised in the Magistrates' Courts.

SUMMARY OF FINDINGS *continued*

SUMMARY CHARACTERISTICS OF DEFENDANTS^(a)



- (a) All percentages are subject to rounding.
- (b) Defendants will be counted twice where they are transferred from the Magistrates' Court to a Higher Court and then finalised in the Higher Court within the same reference period.
- (c) Includes defendants with an unknown method of finalisation.
- (d) Includes defendants transferred to other court levels.
- (e) Includes defendants for whom a principal sentence is unknown.

Higher Courts

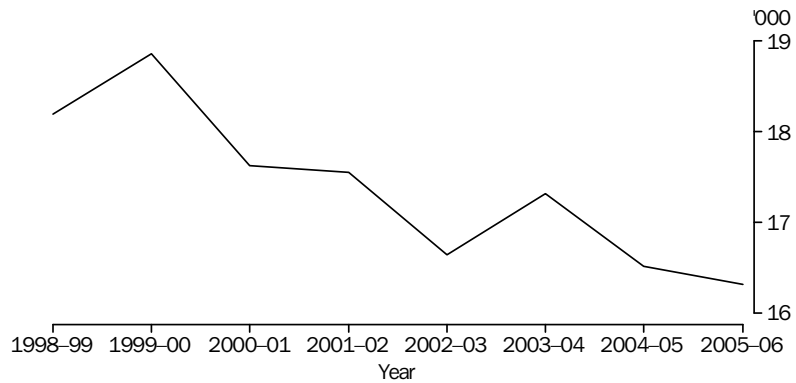
The number of defendants finalised in the Higher Courts decreased by 4% from 16,964 in 2004–05 to 16,319 in 2005–06.

Of those defendants finalised in the Higher Courts, 87% (14,163) were adjudicated, meaning that the court made a determination of the defendant's guilt or innocence of the offence(s) with which they were charged. The remaining 13% (2,156) were finalised by non-adjudicated methods, in which there is no determination of the charges by the court. This includes outcomes such as all charges being withdrawn by the prosecution.

SUMMARY OF FINDINGS *continued*

Higher Courts continued

DEFENDANTS FINALISED (a), HIGHER COURTS



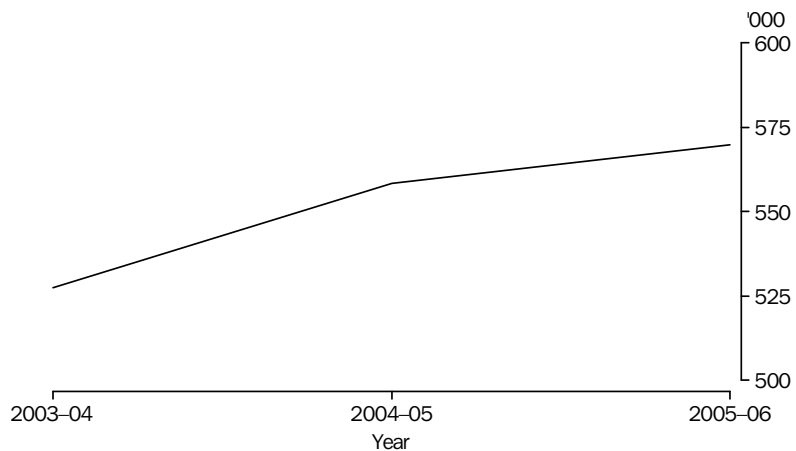
(a) Excludes defendants finalised by a bench warrant being issued (see Explanatory Notes paragraph 31).

Magistrates' Courts

The number of defendants finalised in the Magistrates' Courts increased by 2% from 558,464 in 2004-05 to 569,883 in 2005-06. Between 2003-04 and 2005-06 the number of defendants finalised in the Magistrates' Courts increased by 8%.

Of those defendants finalised in the Magistrates' Courts 90% (510,069) were adjudicated. The remaining 10% (59,813) were finalised by non-adjudicated methods such as all charges withdrawn by the prosecution or transfer to another court level.

DEFENDANTS FINALISED, MAGISTRATES' COURTS



DEFENDANTS
ADJUDICATED
Higher Courts

In 2005-06, 9% (1,249) of defendants adjudicated were acquitted and 91% (12,914) proven guilty. Of those defendants proven guilty, 88% (11,354) pleaded guilty and 12% (1,560) were found guilty following a trial.

PRINCIPAL OFFENCE

Offence refers to the principal offence adjudicated by the court for each defendant (refer to paragraphs 40-43 of the Explanatory Notes).

Five offence types accounted for 73% of defendants adjudicated in the Higher Courts: acts intended to cause injury (23%); illicit drug offences (17%); sexual assault (14%); robbery (10%); and unlawful entry with intent (10%). Between 2001-02 and 2005-06, these five offences have accounted for the largest number of defendants adjudicated.

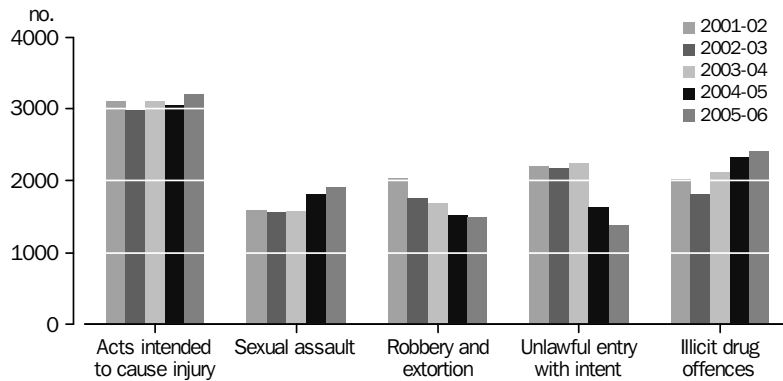
SUMMARY OF FINDINGS *continued*

Higher Courts *continued*

PRINCIPAL OFFENCE *continued*

Although the total number of defendants adjudicated has decreased 7% since 2001–02, the number of defendants adjudicated has increased for those with an offence of illicit drugs or sexual assault (19% and 21% respectively). The number of defendants adjudicated for the offences of robbery and unlawful entry with intent have decreased between 2001–02 and 2005–06 (27% and 38% respectively).

DEFENDANTS ADJUDICATED (a), HIGHER COURTS, Selected principle offences by year



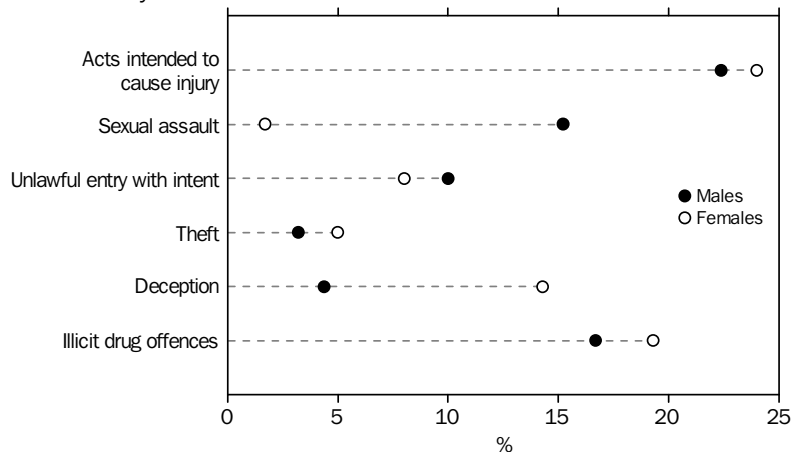
(a) Excludes defendants finalised by a bench warrant being issued (see Explanatory Notes paragraph 31).

Between 2004–05 and 2005–06, the offence categories with the largest percentage decrease were theft (decrease of 26% to 481) and deception (decrease of 23% to 795). These two offences decreased in every state and territory.

PRINCIPAL OFFENCE – SEX

In 2005–06, defendants adjudicated were more likely to be male (88%) than female (12%). The three offences for which male defendants were most likely to be adjudicated are acts intended to cause injury (22%); illicit drug offences (17%); and sexual assault (15%). The three offences for which female defendants were most likely to be adjudicated are acts intended to cause injury (24%); illicit drug offences (19%); and deception (14%).

DEFENDANTS ADJUDICATED, HIGHER COURTS, Selected principal offences by sex



SUMMARY OF FINDINGS *continued*

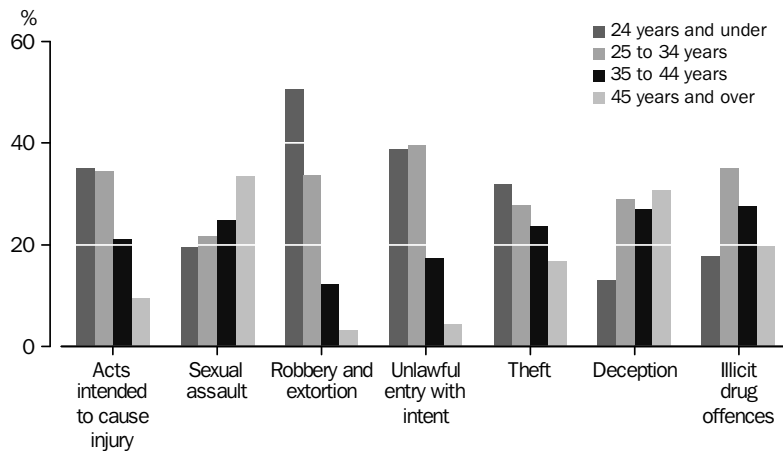
Higher Courts *continued*

PRINCIPAL OFFENCE – AGE

Those aged between 25 and 34 years (32%) were most likely to be adjudicated, followed by people aged under 24 years (30%), and those aged between 35 and 44 years (22%). People aged 45 years and over represented 16% of defendants adjudicated.

Where defendants were adjudicated for the offences of acts intended to cause injury, robbery and extortion, and theft, the highest proportion of defendants were 24 years or under. Of those adjudicated for unlawful entry with intent and illicit drug offences, the highest proportion of defendants were aged between 25 and 34 years. For the offence of sexual assault 34% of defendants were aged 45 years and over.

DEFENDANTS ADJUDICATED, HIGHER COURTS, Selected principal offences by selected age groups



Magistrates' Courts

Of defendants adjudicated in the Magistrates' Courts 73% were adjudicated with a guilty plea, 8% with a guilty finding, 15% with guilty ex-parte and 4% were acquitted.

PRINCIPAL OFFENCE

Road traffic and motor vehicle regulatory offences accounted for the highest proportion (44%) of defendants adjudicated in Magistrates' Courts in Australia. This was followed by public order offences (10%); dangerous or negligent acts endangering persons (8%); acts intended to cause injury (7%); theft and offences against justice procedures (both 6%).

PRINCIPAL OFFENCE – SEX

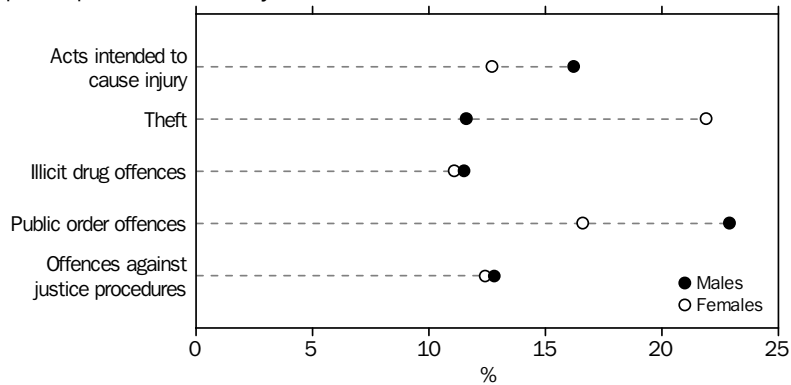
In 2005–06, defendants adjudicated were more likely to be male (79%) than female (21%). Excluding road traffic and motor vehicle regulatory offences, the three offences for which male defendants were more likely to be adjudicated are public order offences (19%); dangerous or negligent acts endangering persons (15%); and acts intended to cause injury (14%). The three offences for which female defendants were more likely to be adjudicated, excluding road traffic and motor vehicle regulatory offences, are theft (19%); public order offences (14%); and dangerous or negligent acts endangering persons (13%).

SUMMARY OF FINDINGS *continued*

Magistrates' Courts
continued

PRINCIPAL OFFENCE – SEX *continued*

DEFENDANTS ADJUDICATED, MAGISTRATES' COURTS (a), Selected principal offences by sex



(a) Excludes defendants with a principal offence in ASOC Division 14 (road traffic and motor vehicle regulatory offences) and Subdivision 041 (dangerous or negligent operation of a vehicle).

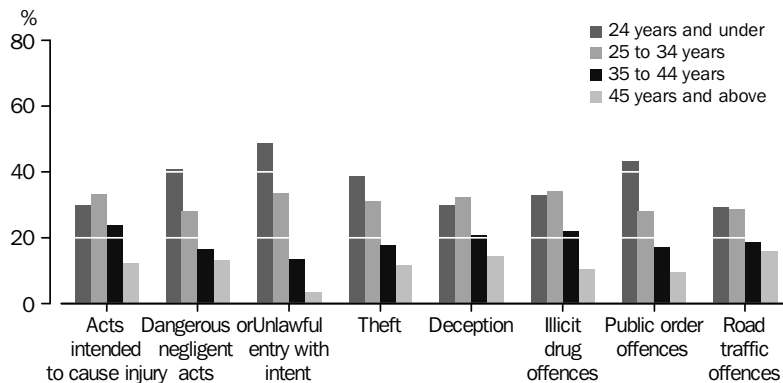
PRINCIPAL OFFENCE – AGE

The largest number of defendants adjudicated in the Magistrates' Courts were aged 24 years or under, followed by those aged 25 to 34 years, 35 to 44 years, and 45 years and over.

People aged 24 years and under were the highest proportion of defendants adjudicated for unlawful entry with intent; public order offences; dangerous or negligent acts and theft. Those aged 25 to 34 years were the highest proportion of defendants adjudicated for acts intended to cause injury; deception and illicit drugs.

Defendants aged 45 years and over were more likely to have been adjudicated for road traffic offences (52%) than defendants aged 24 years and under (40%), and less likely to have been adjudicated for a public order offence (7%) than those aged 24 years and under (13%).

DEFENDANTS ADJUDICATED, MAGISTRATES' COURTS (a), Selected principal offences by selected age groups



(a) Excludes defendants with a principal offence in ASOC Division 14 (road traffic and motor vehicle regulatory offences) and Subdivision 041 (dangerous or negligent operation of a vehicle).

SUMMARY OF FINDINGS *continued*

PRINCIPAL OFFENCE –
ADJUDICATION TYPE
Higher Courts

Nationally 91% of defendants adjudicated in the Higher Courts were proven guilty. Defendants adjudicated with public order offences in the Higher Courts, were most likely to be proven guilty (98%), whilst defendants adjudicated with a principal offence of sexual assault (77%) and homicide (78%) had a lower rate of proven guilty outcomes.

In the Higher Courts, 80% of defendants adjudicated were finalised by pleading guilty and 20% were finalised by a trial outcome (acquittal or found guilty). Defendants adjudicated with a principal offence of weapons and explosives offences (92%), unlawful entry with intent (89%) or deception (88%) were more likely to be finalised with a guilty plea than for homicide (50%) and sexual assault (60%).

Of the 2,809 defendants adjudicated that had a trial outcome in the Higher Courts, 44% were acquitted. Three principal offences accounted for the majority of trial outcomes; sexual assault offences (27%); acts intended to cause injury (20%); and illicit drug offences (12%). Defendants with a principal offence of sexual assault or acts intended to cause injury were more likely to be acquitted at trial (58% and 47% respectively), whilst defendants with a principal offence of illicit drug offences were less likely to be acquitted (22%).

Magistrates' Courts

In Magistrates' Courts, 96% of defendants adjudicated were proven guilty. For illicit drug offences, weapons and explosives offences and dangerous or negligent acts, 99% of defendants adjudicated were proven guilty.

PRINCIPAL SENTENCE

Data on sentences are collected and published for all defendants that are proven guilty of one or more charges in a criminal court. Sentence refers to the principal sentence a defendant received (refer to paragraph 44 of the Explanatory Notes for further information).

Higher Courts

The majority of defendants proven guilty in the Higher Courts in 2005–06 received a sentence of a custodial order with 82% (10,600) receiving custody in a correctional institution, custody in the community or fully suspended sentences. This proportion has consistently increased over the last 5 years, from 72% in 2001–02.

Of those defendants proven guilty the highest proportion of custodial orders were for defendants that had principal offences of homicide (99%), robbery (92%) and sexual assault (89%).

Defendants proven guilty in the Higher Courts were more likely to have received a custodial sentence in a correctional institution or the community than those found guilty in the Magistrates' Court (61% and 5% respectively). However there were a much larger number of defendants sentenced to custody in a correctional institution or the community by the Magistrates' Courts than the Higher Courts (23,543 and 7,819 respectively).

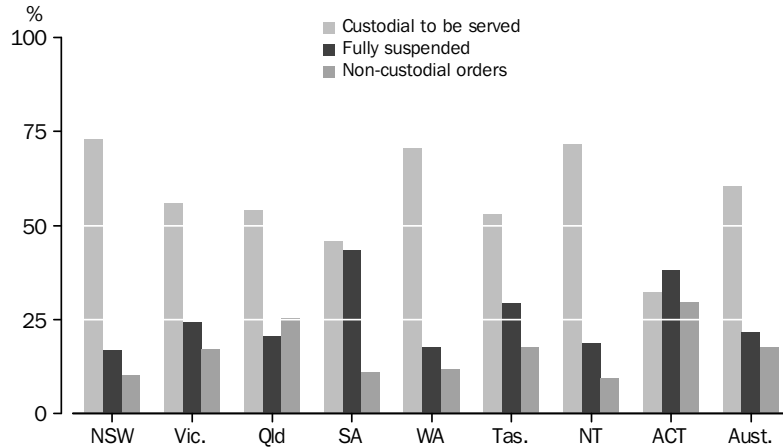
The proportion of defendants proven guilty in the Higher Courts that received a custodial sentence in a correctional institution or the community ranged from 41% for offences against justice procedures to 57% for illicit drug offences and 90% for homicide.

SUMMARY OF FINDINGS *continued*

Higher Courts continued

The proportion of defendants proven guilty in the Higher Courts that received a custodial sentence in a correctional institution or the community also varied across states and territories, ranging from 32% in the Australian Capital Territory to 73% in New South Wales.

DEFENDANTS PROVEN GUILTY, HIGHER COURTS, Selected principal sentences by states and territories



PRINCIPAL SENTENCE – AGE AND SEX

In the Higher Courts, males proven guilty (62%) were more likely than females (48%) to receive a principal sentence of custody in a correctional institution/community for all principal offences. Females proven guilty (27%) were more likely than males (21%) to receive a fully suspended sentence.

Magistrates' Courts

In the Magistrates' Courts, the largest number of defendants proven guilty that received a custodial sentence in a correctional institution or the community or a fully suspended sentence had principal offences of road traffic and motor vehicle regulatory offence (10,459); acts intended to cause injury (8,597); and theft (5,628).

Defendants with a principal sentence of non-custodial orders (community supervision/work orders, monetary orders and other non-custodial sentences) accounted for 17% of defendants proven guilty in the Higher Courts, while for the Magistrates' Courts the majority (91%) of defendants proven guilty received this type of sentence.

The most common non-custodial orders in the Magistrates' Courts were monetary orders, with 71% of defendants proven guilty receiving this sentence type as their principal sentence. Monetary orders were most common for principal offences of dangerous or negligent acts endangering persons (85% of defendants proven guilty) and road traffic and motor vehicle regulatory offences (84%).

PRINCIPAL SENTENCE – AGE AND SEX

In the Magistrates' Courts 71% of both males and females proven guilty received a monetary order sentence, whilst 6% of males and 2% of females received a sentence of custody in a correctional institution/community.

SUMMARY OF FINDINGS *continued*

Magistrates' Courts *continued*

PRINCIPAL SENTENCE – AGE AND SEX *continued*

Males proven guilty, aged 30–34 years were more likely to receive a custodial sentence in a correctional institution or the community than other age cohorts in the Magistrates' Courts (8%).

DURATION FROM INITIATION TO FINALISATION

The nature of the charges presented to the court, along with the process required to deal with the charges (which is affected by the type of plea), impact on the time required for a court to finalise a case.

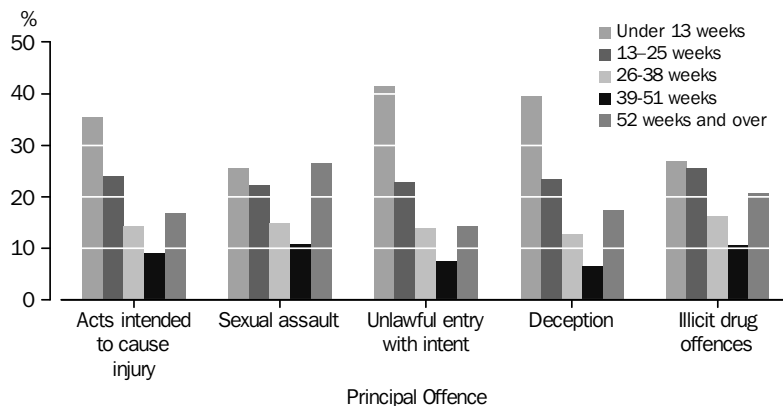
Higher Courts

In the Higher Courts, 32% of defendants adjudicated were finalised within 13 weeks from initiation while over half (55%) were finalised within 26 weeks from initiation. Comparatively, in 2004–05, 39% of defendants adjudicated were finalised within 13 weeks and 61% were finalised within 26 weeks.

Of finalised defendants that went to trial and were found guilty by the court, over half (55%) were finalised 52 weeks or more after initiation. Of those acquitted, 43% were finalised within this same period. For defendants finalised by a guilty plea in 2005–06, 38% were finalised in less than 13 weeks compared to 30% in 2004–05.

Unlawful entry with intent (41%) and deception (39%) were the offences with the highest proportion of adjudicated defendants finalised under 13 weeks.

DEFENDANTS FINALISED, HIGHER COURTS 2005-06, Duration from initiation to finalisation by selected principal offences



(a) Excludes defendants finalised by committal or transfer to a Higher Court in NSW.

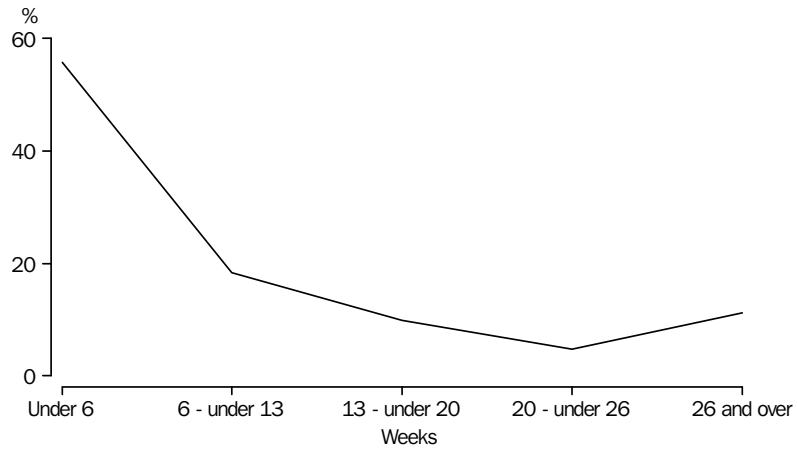
Magistrates' Courts

Defendants finalised in the Magistrates' Courts are generally finalised in a shorter amount of time than those finalised in the Higher Courts. In the Magistrates' Courts, 56% of defendants were finalised within 6 weeks of initiation. Public order offences (79%), dangerous or negligent acts endangering persons (69%) and illicit drug offences (63%) were the principal offences with the highest proportion of defendants that were finalised within 6 weeks of initiation in 2005–06.

SUMMARY OF FINDINGS *continued*

*Magistrates' Courts
continued*

DEFENDANTS FINALISED, MAGISTRATES' COURTS 2005-06, Duration from initiation to finalisation



CHILDREN'S COURTS

The Children's Courts data are provided on an experimental basis for 2005-06. A summary of the main characteristics of defendants finalised in the Children's Courts, including information on the offences and sentences associated with these defendants, can be found in Appendix 1.

1

SUMMARY CHARACTERISTICS OF DEFENDANTS, HIGHER COURTS, Principal offence

	<i>Homicide and related offences</i>	<i>Acts intended to cause injury</i>	<i>Sexual assault and related offences</i>	<i>Robbery, extortion and related offences</i>	<i>Unlawful entry with intent</i>	<i>Theft and related offences</i>	<i>Deception and related offences</i>	<i>Illicit drug offences</i>	<i>Other(a)</i>	<i>Total(b)</i>
NUMBER										
Adjudicated outcomes										
Acquitted	102	270	449	96	49	20	28	74	132	1 249
Proven guilty										
Guilty plea	234	2 622	1 146	1 255	1 231	411	697	2 075	1 646	11 354
Guilty finding	135	301	319	134	98	50	70	256	184	1 560
Total	369	2 923	1 465	1 389	1 329	461	767	2 331	1 830	12 914
Total	471	3 193	1 914	1 485	1 378	481	795	2 405	1 962	14 163
Proven guilty outcomes										
Custodial orders	363	2 312	1 303	1 283	1 110	330	628	1 998	1 276	10 603
Non-custodial orders	6	611	162	106	219	131	139	333	554	2 261
Total(c)	369	2 923	1 465	1 389	1 329	461	767	2 331	1 830	12 914
PROPORTION (%)										
Adjudicated outcomes										
Acquitted	21.7	8.5	23.5	6.5	3.6	4.2	3.5	3.1	6.7	8.8
Proven guilty										
Guilty plea	49.7	82.1	59.9	84.5	89.3	85.4	87.7	86.3	83.9	80.2
Guilty finding	28.7	9.4	16.7	9.0	7.1	10.4	8.8	10.6	9.4	11.0
Total	78.3	91.5	76.5	93.5	96.4	95.8	96.5	96.9	93.3	91.2
Total	100.0	100.0	100.0	100.0	100.0	100.0	100.0	100.0	100.0	100.0
Proven guilty outcomes										
Custodial orders	98.4	79.1	88.9	92.4	83.5	71.6	81.9	85.7	69.7	82.1
Non-custodial orders	1.6	20.9	11.1	7.6	16.5	28.4	18.1	14.3	30.3	17.5
Total(c)	100.0	100.0	100.0	100.0	100.0	100.0	100.0	100.0	100.0	100.0

(a) Includes Divisions 04, 05, 11, 12, 13, 14, 15 & 16 of ASOC (refer to Appendix 3).

(b) Includes defendants for whom offence data are missing or a principal offence could not be determined.

(c) Includes defendants for whom a principal sentence is unknown.

SUMMARY CHARACTERISTICS OF DEFENDANTS, MAGISTRATES' COURTS, Principal offence

	<i>Acts intended to cause injury</i>	<i>Dangerous or negligent acts endangering persons</i>	<i>Theft and related offences</i>	<i>Illicit drug offences</i>	<i>Public order offences</i>	<i>Road traffic and motor vehicle regulatory offences</i>	<i>Offences against justice procedures(a)</i>	<i>Other(b)</i>	<i>Total(c)</i>	
.....										
NUMBER										
Adjudicated outcomes										
Acquitted	3 500	604	850	299	3 866	8 970	1 181	2 375	21 687	
Proven guilty(d)	33 769	41 290	31 942	27 069	48 081	216 325	31 394	58 240	488 382	
Total	37 269	41 894	32 792	27 368	51 947	225 295	32 575	60 615	510 069	
Proven guilty outcomes										
Custodial orders	8 597	2 200	5 627	2 265	1 077	10 459	2 709	9 234	42 197	
Non-custodial orders	25 130	39 078	26 205	24 790	46 977	205 769	28 666	48 920	445 731	
Total(e)	33 769	41 290	31 942	27 069	48 081	216 325	31 394	58 240	488 382	
.....										
PROPORTION (%)										
Adjudicated outcomes										
Acquitted	9.4	1.4	2.6	1.1	7.4	4.0	3.6	3.9	4.3	
Proven guilty(d)	90.6	98.6	97.4	98.9	92.6	96.0	96.4	96.1	95.7	
Total	100.0	100.0	100.0	100.0	100.0	100.0	100.0	100.0	100.0	
Proven guilty outcomes										
Custodial orders	25.5	5.3	17.6	8.4	2.2	4.8	8.6	15.9	8.6	
Non-custodial orders	74.4	94.6	82.0	91.6	97.7	95.1	91.3	84.0	91.3	
Total(e)	100.0	100.0	100.0	100.0	100.0	100.0	100.0	100.0	100.0	
.....										
(a)	Includes assault police for Queensland (see Explanatory Note 49).				(c)					Includes defendants for whom offence data are missing or a principal offence could not be determined.
(b)	Includes Divisions 01, 03, 05, 06, 07, 09, 11, 12 & 16 of ASOC (refer to Appendix 3).				(d)					Includes guilty finding, guilty plea, guilty ex-parte and guilty n.f.d.
					(e)					Includes defendants for whom a principal sentence is unknown.

SUMMARY CHARACTERISTICS OF DEFENDANTS, HIGHER COURTS, Outcomes, 2001–02 to 2005–06(a)

	NUMBER					PERCENTAGE CHANGE (%)			
	2001–02(b)	2002–03	2003–04	2004–05	2005–06	2001–02 to 2002–03	2002–03 to 2003–04	2003–04 to 2004–05	2004–05 to 2005–06
Defendants finalised									
Males	15 710	14 546	15 005	r14 886	14 282	-7.4	3.2	r-0.8	-4.1
Females	2 271	2 086	2 292	r2 052	2 021	-8.1	9.9	r-10.5	-1.5
Non-adjudicated outcomes									
Withdrawn by prosecution	2 208	2 066	2 181	r2 134	2 045	-6.4	5.6	r-2.2	-4.2
Other(c)	560	113	131	r91	111	-79.8	15.9	r-30.5	22.0
<i>Total</i>	2 768	2 179	2 312	r2 225	2 156	-21.3	6.1	r-3.8	-3.1
Adjudicated outcomes									
Acquitted	1 156	990	1 053	r1 273	1 249	-14.4	6.4	r20.9	-1.9
Proven guilty									
Guilty plea	12 755	12 071	12 578	r11 893	11 354	-5.4	4.2	r-5.4	-4.5
Guilty finding	1 318	1 403	1 372	r1 573	1 560	6.4	-2.2	r14.7	-0.8
<i>Total</i>	14 073	13 474	13 950	r13 466	12 914	-4.3	3.5	r-3.5	-4.1
<i>Total</i>	15 229	14 464	15 003	r14 739	14 163	-5.0	3.7	r-1.8	-3.9
Total outcomes(d)	17 997	16 643	17 315	r16 964	16 319	-7.5	4.0	r-2.0	-3.8
Proven guilty outcomes									
Custodial orders	10 143	9 927	10 869	r10 766	10 603	-2.1	9.5	r-0.9	-1.5
Non-custodial orders	3 874	3 465	2 986	r2 662	2 261	-10.6	-13.8	r-10.9	-15.1
Total(e)	14 073	13 474	13 950	r13 466	12 914	-4.3	3.5	r-3.5	-4.1

r revised

- (a) Detailed outcome splits are not available for reference periods prior to 2001–02 due to changes in methodology.
 (b) Includes defendants finalised by a bench warrant being issued.

(c) Includes defendants finalised by transfer to other court levels.

(d) Includes persons with unknown sex and organisations.

(e) Includes defendants for whom a principal sentence is unknown.

SUMMARY CHARACTERISTICS OF DEFENDANTS, MAGISTRATES' COURTS, Outcomes,
2003–04 to 2005–06

	NUMBER			PERCENTAGE CHANGE (%)	
	2003–04	2004–05	2005–06	2003–04 to 2004–05(a)	2004–05 to 2005–06
Defendants finalised					
Males	410 875	r433 518	441 406	r5.5	1.8
Females	104 246	r112 432	116 057	r7.9	3.2
Non-adjudicated outcomes					
Withdrawn by prosecution	46 268	r45 987	44 433	r–0.6	–3.4
Other(b)	14 438	r17 313	15 380	r19.9	–11.2
<i>Total</i>	60 706	r63 300	59 813	r4.3	–5.5
Adjudicated outcomes					
Acquitted	18 787	r20 852	21 687	na	4.0
Proven guilty(c)	447 863	r474 298	488 382	r5.9	3.0
<i>Total(d)</i>	466 661	r495 150	510 069	r6.1	3.0
Total outcomes(e)(f)	527 374	r558 464	569 883	r5.9	2.0
Proven guilty outcomes					
Custodial orders	39 638	r41 077	42 197	r3.6	2.7
Non-custodial orders	406 327	r431 295	445 731	r6.1	3.3
Total(g)	447 863	r474 298	488 382	r5.9	3.0

na not available

r revised

(a) Percentage change not available for non-comparable data (see Explanatory Note 46).

(b) Includes defendants finalised by transfers to other court levels.

(c) Includes guilty finding, guilty plea, guilty ex-parte, and guilty n.f.d.

(d) Includes defendants adjudicated n.f.d.

(e) Includes persons with unknown sex and organisations.

(f) Includes defendants with unknown method of finalisation.

(g) Includes defendants for whom a principal sentence is unknown.

	NUMBER					PERCENTAGE CHANGE (%)			
	2001–02	2002–03	2003–04	2004–05	2005–06	2001–02 to 2002–03	2002–03 to 2003–04	2003–04 to 2004–05(a)	2004–05 to 2005–06
Homicide and related offences									
Murder	159	179	132	r169	157	12.6	-26.3	r28.0	-7.1
Other(b)	303	272	287	r279	314	-10.2	5.5	r-2.8	12.5
<i>Total(c)</i>	465	451	419	r448	471	-3.0	-7.1	r6.9	5.1
Acts intended to cause injury									
Sexual assault and related offences	3 104	2 976	3 112	r3 127	3 193	-4.1	4.6	r0.5	2.1
Dangerous or negligent acts endangering persons	1 585	1 567	1 577	r1 850	1 914	-1.1	0.6	r17.3	3.5
Abduction and related offences	403	483	475	r457	439	19.9	-1.7	r-3.8	-3.9
Robbery, extortion and related offences	110	97	116	r122	142	-11.8	19.6	r5.2	16.4
Unlawful entry with intent	2 022	1 751	1 684	r1 557	1 485	-13.4	-3.8	r-7.5	-4.6
Theft and related offences	2 206	2 171	2 246	r1 652	1 378	-1.6	3.5	r-26.4	-16.6
Deception and related offences									
Fraud, forgery or false financial instruments	818	751	790	r646	481	-8.2	5.2	r-18.2	-25.5
Dishonest conversion	561	530	516	r569	508	-5.5	-2.6	na	-10.7
Other(d)	431	436	439	r312	175	1.2	0.7	na	-43.9
<i>Total</i>	117	111	147	r154	112	-5.1	32.4	r4.8	-27.3
	1 109	1 077	1 102	r1 035	795	-2.9	2.3	r-6.1	-23.2
Illicit drug offences									
Import or export illicit drugs	72	59	74	r111	74	-18.1	25.4	r50.0	-33.3
Deal or traffic in illicit drugs	1 518	1 410	1 547	r1 593	1 588	-7.1	9.7	r3.0	-0.3
Manufacture or cultivate illicit drugs	315	259	393	r485	507	-17.8	51.7	r23.4	4.5
Other(e)	111	81	96	r174	236	-27.7	18.5	r81.3	35.6
<i>Total</i>	2 016	1 809	2 110	r2 363	2 405	-10.3	16.6	r12.0	1.8
Weapons and explosives offences									
Property damage and environmental pollution	60	59	68	r138	132	-1.7	15.3	na	-4.3
Public order offences	367	385	382	r366	357	4.9	-0.8	r-4.2	-2.5
Road traffic and motor vehicle regulatory offences	195	205	216	r254	285	5.1	5.4	r17.6	12.2
Offences against justice procedures, gov't security and operations	3	3	6	r7	6	—	—	na	-14.3
Miscellaneous offences	280	257	274	r310	279	-8.2	6.6	r13.1	-10.0
Total(f)	347	289	295	r333	322	-16.7	2.1	r12.9	-3.3
	15 231	14 465	15 003	r14 739	14 163	-5.0	3.7	r-1.8	-3.9

— nil or rounded to zero (including null cells)

na not available

r revised

(a) Percentage change not available for non-comparable data (see Explanatory Note 46).

(b) Includes Subdivisions 012 (conspiracies and attempts to murder) and 013 (manslaughter and driving causing death).

(c) Includes homicide and related offences n.f.d.

(d) Includes Subdivisions 092 (counterfeiting currency and related offences), 094 (bribery) and 099 (other deception offences).

(e) Includes Subdivisions 104 (possess and/or use illicit drugs) and 109 (other illicit drug offences).

(f) Includes defendants for whom offence data are missing or a principal offence could not be determined.

	NUMBER			PERCENTAGE CHANGE (%)	
	2003–04	2004–05	2005–06	2003–04 to 2004–05(a)	2004–05 to 2005–06

Homicide and related offences	111	r125	128	na	2.4
Acts intended to cause injury	32 995	r34 903	37 269	r5.8	6.8
Sexual assault and related offences	869	r903	886	r3.9	-1.9
Dangerous or negligent acts endangering persons	33 348	r39 862	41 894	r19.5	5.1
Abduction and related offences(b)	36	r39	23	na	-41.0
Robbery, extortion and related offences	344	r350	303	r1.7	-13.4
Unlawful entry with intent	7 537	r7 412	7 298	na	-1.5
Theft and related offences					
Theft/illegal use of motor vehicle	3 838	r3 524	3 270	na	-7.2
Receiving or handling proceeds of crime	7 669	r7 206	6 502	na	-9.8
Other(c)	26 859	r25 414	23 013	r-5.4	-9.4
Total(d)	38 366	r36 147	32 792	r-5.8	-9.3
Deception and related offences	16 857	r18 900	17 761	r12.1	-6.0
Illicit drugs offences					
Import or export illicit drugs	15	r10	12	na	20.0
Deal or traffic in illicit drugs	2 860	r3 397	3 177	na	-6.5
Manufacture or cultivate illicit drugs	4 704	r4 607	4 045	na	-12.2
Possess and/or use illicit drugs	17 259	r16 316	16 685	na	2.3
Total(e)	28 355	r27 712	27 368	r-2.3	-1.2
Weapons and explosives offences	6 333	r6 914	6 560	na	-5.1
Property damage and environmental pollution	12 799	r12 051	13 671	r-5.8	13.4
Public order offences					
Disorderly conduct	39 018	r41 815	47 380	r7.2	13.3
Regulated public order offences	4 304	r4 842	4 567	r12.5	-5.7
Total	43 322	r46 657	51 947	r7.7	11.3
Road traffic and motor vehicle regulatory offences	205 672	r221 469	225 295	r7.7	1.7
Offences against justice procedures, gov't security and operations					
Breach of domestic violence order	7 222	r8 199	8 973	na	9.4
Other(f)	18 282	r18 689	23 602	na	26.3
Total	25 504	r26 888	32 575	na	21.2
Miscellaneous offences	13 792	r14 687	13 985	r6.5	-4.8
Total(g)	466 661	r495 150	510 069	r6.1	3.0

na not available

r revised

- (a) Percentage change not available for non-comparable data (see Explanatory Note 46).
- (b) Abduction and related offences may be overstated prior to 2005–06 due to an overcount of these offences in Victoria (see Explanatory Note 47).

(c) Includes Subdivisions 082 and 084 and Group 0813 of the ASOC (refer to Appendix 3).

(d) Includes theft and related offences n.f.d.

(e) Includes Subdivision 109 (other illicit drug offences).

(f) Includes assault police for Queensland (see Explanatory Note 49).

(g) Includes defendants for whom offence data are missing or a principal offence could not be determined.

	NSW	Vic.	Qld	SA	WA	Tas.	NT	ACT	Aust.
NUMBER									
Defendants finalised									
Males	3 048	2 022	5 159	859	2 297	460	288	149	14 282
Females	322	268	957	130	213	76	38	17	2 021
Non-adjudicated outcomes									
Withdrawn by prosecution	247	87	1 104	208	253	96	28	22	2 045
Other(a)	34	4	3	21	41	3	3	5	114
Total	281	91	1 107	229	294	99	31	27	2 159
Adjudicated outcomes									
Acquitted	259	207	235	89	366	48	24	21	1 249
Proven guilty									
Guilty plea	2 533	1 750	4 469	498	1 445	300	251	108	11 354
Guilty finding	298	255	309	173	405	90	20	10	1 560
Total	2 831	2 005	4 778	671	1 850	390	271	118	12 914
Total	3 090	2 212	5 013	760	2 216	438	295	139	14 163
Total outcomes(b)	3 371	2 303	6 120	989	2 510	537	326	166	16 322
Proven guilty outcomes									
Custodial orders	2 546	1 612	3 566	598	1 632	321	245	83	10 603
Non-custodial orders	285	343	1 212	73	218	69	26	35	2 261
Total(c)	2 831	2 005	4 778	671	1 850	390	271	118	12 914
PROPORTION (%)									
Defendants finalised									
Males	90.4	87.8	84.3	86.9	91.5	85.7	88.3	89.8	87.5
Females	9.6	11.6	15.6	13.1	8.5	14.2	11.7	10.2	12.4
Non-adjudicated outcomes									
Withdrawn by prosecution	7.3	3.8	18.0	21.0	10.1	17.9	8.6	13.3	12.5
Other(a)	1.0	0.2	—	2.1	1.6	0.6	0.9	3.0	0.7
Total	8.3	4.0	18.1	23.2	11.7	18.4	9.5	16.3	13.2
Adjudicated outcomes									
Acquitted	7.7	9.0	3.8	9.0	14.6	8.9	7.4	12.7	7.7
Proven guilty									
Guilty plea	75.1	76.0	73.0	50.4	57.6	55.9	77.0	65.1	69.6
Guilty finding	8.8	11.1	5.0	17.5	16.1	16.8	6.1	6.0	9.6
Total	84.0	87.1	78.1	67.8	73.7	72.6	83.1	71.1	79.1
Total	91.7	96.0	81.9	76.8	88.3	81.6	90.5	83.7	86.8
Total outcomes(b)	100.0	100.0	100.0	100.0	100.0	100.0	100.0	100.0	100.0
Proven guilty outcomes									
Custodial orders	89.9	80.4	74.6	89.1	88.2	82.3	90.4	70.3	82.1
Non-custodial orders	10.1	17.1	25.4	10.9	11.8	17.7	9.6	29.7	17.5
Total(c)	100.0	100.0	100.0	100.0	100.0	100.0	100.0	100.0	100.0
—	nil or rounded to zero (including null cells)			(b) Includes persons with unknown sex and organisations.					
(a)	Includes defendants finalised by transfers to other court levels.			(c) Includes defendants for whom a principal sentence is unknown.					

	NSW(a)	Vic.	Qld	SA	WA	Tas.(b)	NT	ACT	Aust.
NUMBER									
Defendants finalised									
Male	125 345	75 992	111 727	35 807	53 439	27 720	7 095	4 281	441 406
Female	29 626	17 770	29 235	9 011	14 302	13 458	1 523	1 132	116 057
Non-adjudicated outcomes									
Withdrawn by prosecution	13 064	11 048	7 980	7 726	2 265	368	489	1 493	44 433
Other(c)	4 997	1 878	4 539	1 248	1 896	490	145	187	15 380
Total	18 061	12 926	12 519	8 974	4 161	858	634	1 680	59 813
Adjudicated outcomes									
Acquitted	5 983	4 924	1 725	89	745	7 421	663	137	21 687
Proven guilty(d)	135 495	78 152	128 299	36 101	64 686	34 438	7 584	3 627	488 382
Total	141 478	83 076	130 024	36 190	65 431	41 859	8 247	3 764	510 069
Total outcomes(e)(f)	159 539	96 002	142 543	45 164	69 592	42 717	8 881	5 445	569 883
Proven guilty outcomes									
Custodial orders	13 300	10 577	7 457	2 131	4 084	1 755	2 407	486	42 197
Non-custodial orders	122 195	67 125	120 842	33 970	60 602	32 683	5 177	3 137	445 731
Total(g)	135 495	78 152	128 299	36 101	64 686	34 438	7 584	3 627	488 382

	PROPORTION (%)								
Defendants finalised									
Male	78.6	79.2	78.4	79.3	76.8	64.9	79.9	78.6	77.5
Female	18.6	18.5	20.5	20.0	20.6	31.5	17.1	20.8	20.4
Non-adjudicated outcomes									
Withdrawn by prosecution	8.2	11.5	5.6	17.1	3.3	0.9	5.5	27.4	7.8
Other(c)	3.1	2.0	3.2	2.8	2.7	1.1	1.6	3.4	2.7
Total	11.3	13.5	8.8	19.9	6.0	2.0	7.1	30.9	10.5
Adjudicated outcomes									
Acquitted	3.8	5.1	1.2	0.2	1.1	17.4	7.5	2.5	3.8
Proven guilty(d)	84.9	81.4	90.0	79.9	93.0	80.6	85.4	66.6	85.7
Total	88.7	86.5	91.2	80.1	94.0	98.0	92.9	69.1	89.5
Total outcomes(e)(f)	100.0	100.0	100.0	100.0	100.0	100.0	100.0	100.0	100.0
Proven guilty outcomes									
Custodial orders	9.8	13.5	5.8	5.9	6.3	5.1	31.7	13.4	8.6
Non-custodial orders	90.2	85.9	94.2	94.1	93.7	94.9	68.3	86.5	91.3
Total(g)	100.0	100.0	100.0	100.0	100.0	100.0	100.0	100.0	100.0

(a) Refers to finalised appearances rather than finalised defendants in the Magistrates' Court, resulting in a possible increase in the population counts (see Explanatory Note 11).

(b) Defendant count contains a small number of non-original matters (see Explanatory Note 55).

(c) Includes defendants finalised by transfers to other court levels.

(d) Includes guilty finding, guilty plea, guilt ex-parte and guilty n.f.d.

(e) Includes persons with unknown sex and organisations.

(f) Includes defendants with an unknown method of finalisation.

(g) Includes defendants for whom a principal sentence is unknown.

DEFENDANTS ADJUDICATED, HIGHER COURTS, Principal offence by age

Under 20 years 20-24 years 25-29 years 30-34 years 35-44 years 45 years and over Total(a)

NUMBER

Homicide and related offences	22	104	84	68	116	77	471
Acts intended to cause injury	311	806	581	518	671	306	3 193
Sexual assault and related offences	107	268	199	219	476	642	1 914
Dangerous or negligent acts endangering persons	33	129	83	69	77	46	440
Abduction and related offences	5	32	32	24	34	15	142
Robbery, extortion and related offences	257	494	303	197	183	50	1 484
Unlawful entry with intent	156	378	302	243	238	61	1 378
Theft and related offences	35	118	68	66	113	80	480
Deception and related offences	12	91	109	121	214	244	795
Illicit drug offences	45	381	414	426	664	473	2 406
Weapons and explosives offences	3	25	23	25	35	21	132
Property damage and environmental pollution	52	94	53	49	80	28	359
Public order offences	37	69	39	28	58	53	284
Road traffic and motor vehicle regulatory offences	—	3	—	—	3	—	6
Offences against justice procedures, gov't security and operations	15	59	48	45	56	54	280
Miscellaneous offences	11	46	48	46	85	72	323
Total(b)	1 105	3 117	2 400	2 154	3 122	2 233	14 165

PROPORTION (%)

Homicide and related offences	2.0	3.3	3.5	3.2	3.7	3.4	3.3
Acts intended to cause injury	28.1	25.9	24.2	24.0	21.5	13.7	22.5
Sexual assault and related offences	9.7	8.6	8.3	10.2	15.2	28.8	13.5
Dangerous or negligent acts endangering persons	3.0	4.1	3.5	3.2	2.5	2.1	3.1
Abduction and related offences	0.5	1.0	1.3	1.1	1.1	0.7	1.0
Robbery, extortion and related offences	23.3	15.8	12.6	9.1	5.9	2.2	10.5
Unlawful entry with intent	14.1	12.1	12.6	11.3	7.6	2.7	9.7
Theft and related offences	3.2	3.8	2.8	3.1	3.6	3.6	3.4
Deception and related offences	1.1	2.9	4.5	5.6	6.9	10.9	5.6
Illicit drug offences	4.1	12.2	17.3	19.8	21.3	21.2	17.0
Weapons and explosives offences	0.3	0.8	1.0	1.2	1.1	0.9	0.9
Property damage and environmental pollution	4.7	3.0	2.2	2.3	2.6	1.3	2.5
Public order offences	3.3	2.2	1.6	1.3	1.9	2.4	2.0
Road traffic and motor vehicle regulatory offences	—	0.1	—	—	0.1	—	—
Offences against justice procedures, gov't security and operations	1.4	1.9	2.0	2.1	1.8	2.4	2.0
Miscellaneous offences	1.0	1.5	2.0	2.1	2.7	3.2	2.3
Total(b)	100.0	100.0	100.0	100.0	100.0	100.0	100.0

— nil or rounded to zero (including null cells)

(a) Includes persons with unknown age and organisations.

(b) Includes defendants for whom offence data are missing or a principal offence could not be determined.

	Under 20 years	20-24 years	25-29 years	30-34 years	35-44 years	45 years and over	Total(a)
NUMBER							
Homicide and related offences	11	15	16	23	25	37	130
Acts intended to cause injury	3 190	7 947	6 238	6 252	8 926	4 634	37 268
Sexual assault and related offences	37	122	102	106	239	277	886
Dangerous or negligent acts endangering persons	6 107	11 079	6 834	5 022	6 952	5 671	41 894
Abduction and related offences	—	6	—	5	4	4	19
Robbery, extortion and related offences	59	98	59	31	39	16	302
Unlawful entry with intent	1 568	2 002	1 365	1 087	992	266	7 300
Theft and related offences	5 063	7 700	5 501	4 710	5 877	3 847	32 792
Deception and related offences	1 536	3 800	3 107	2 653	3 694	2 570	17 761
Illicit drug offences	2 659	6 337	5 082	4 256	6 089	2 926	27 367
Weapons and explosives offences	775	1 291	915	891	1 392	1 283	6 561
Property damage and environmental pollution	2 553	3 729	2 189	1 704	2 298	963	13 671
Public order offences	8 364	14 094	8 226	6 432	8 973	4 934	51 947
Road traffic and motor vehicle regulatory offences	17 623	48 398	35 361	29 542	42 197	36 455	225 295
Offences against justice procedures, gov't security and operations(b)	2 687	5 601	4 511	4 400	6 805	4 633	32 575
Miscellaneous offences	556	1 493	1 332	1 428	2 203	2 011	13 985
Total(c)	52 802	113 752	80 879	68 578	96 758	70 595	510 067

	PROPORTION (%)						
Homicide and related offences	—	—	—	—	—	0.1	—
Acts intended to cause injury	6.0	7.0	7.7	9.1	9.2	6.6	7.3
Sexual assault and related offences	0.1	0.1	0.1	0.2	0.2	0.4	0.2
Dangerous or negligent acts endangering persons	11.6	9.7	8.4	7.3	7.2	8.0	8.2
Abduction and related offences	—	—	—	—	—	—	—
Robbery, extortion and related offences	0.1	0.1	0.1	—	—	—	0.1
Unlawful entry with intent	3.0	1.8	1.7	1.6	1.0	0.4	1.4
Theft and related offences	9.6	6.8	6.8	6.9	6.1	5.4	6.4
Deception and related offences	2.9	3.3	3.8	3.9	3.8	3.6	3.5
Illicit drug offences	5.0	5.6	6.3	6.2	6.3	4.1	5.4
Weapons and explosives offences	1.5	1.1	1.1	1.3	1.4	1.8	1.3
Property damage and environmental pollution	4.8	3.3	2.7	2.5	2.4	1.4	2.7
Public order offences	15.8	12.4	10.2	9.4	9.3	7.0	10.2
Road traffic and motor vehicle regulatory offences	33.4	42.5	43.7	43.1	43.6	51.6	44.2
Offences against justice procedures, gov't security and operations(b)	5.1	4.9	5.6	6.4	7.0	6.6	6.4
Miscellaneous offences	1.1	1.3	1.6	2.1	2.3	2.8	2.7
Total(c)	100.0	100.0	100.0	100.0	100.0	100.0	100.0

— nil or rounded to zero (including null cells)

(a) Includes persons with unknown age and organisations.

(b) Includes assault police for Queensland (see Explanatory Note 49).

(c) Includes defendants for whom offence data are missing or a principal offence could not be determined.

	HIGHER COURTS				MAGISTRATES' COURTS		
	Acquitted	Guilty verdict	Guilty plea	Total	Acquitted	Proven guilty(a)	Total
MALES (no.)							
Homicide and related offences	90	124	195	409	49	58	107
Acts intended to cause injury	241	277	2 262	2 780	2 990	27 989	30 979
Sexual assault and related offences	442	315	1 127	1 884	199	673	872
Dangerous or negligent acts endangering persons	17	31	328	376	495	33 643	34 138
Abduction and related offences	12	21	85	118	11	4	15
Robbery, extortion and related offences	87	120	1 118	1 325	42	215	257
Unlawful entry with intent	44	81	1 115	1 240	219	6 356	6 575
Theft and related offences	15	44	335	394	607	21 445	22 052
Deception and related offences	23	52	473	548	316	11 265	11 581
Illicit drug offences	65	213	1 794	2 072	236	21 629	21 865
Weapons and explosives offences	5	5	114	124	79	5 878	5 957
Property damage and environmental pollution	18	22	265	305	355	11 270	11 625
Public order offences	6	24	233	263	3 449	40 247	43 696
Road traffic and motor vehicle regulatory offences	—	—	5	5	5 487	165 159	170 646
Offences against justice procedures, gov't security and operations(b)	23	23	182	228	841	23 645	24 486
Miscellaneous offences	31	33	222	286	481	9 242	9 723
Total(c)	1 146	1 394	9 884	12 424	15 884	378 918	394 802
MALES (%)							
Homicide and related offences	22.0	30.3	47.7	100.0	45.8	54.2	100.0
Acts intended to cause injury	8.7	10.0	81.4	100.0	9.7	90.3	100.0
Sexual assault and related offences	23.5	16.7	59.8	100.0	22.8	77.2	100.0
Dangerous or negligent acts endangering persons	4.5	8.2	87.2	100.0	1.4	98.6	100.0
Abduction and related offences	10.2	17.8	72.0	100.0	73.3	26.7	100.0
Robbery, extortion and related offences	6.6	9.1	84.4	100.0	16.3	83.7	100.0
Unlawful entry with intent	3.5	6.5	89.9	100.0	3.3	96.7	100.0
Theft and related offences	3.8	11.2	85.0	100.0	2.8	97.2	100.0
Deception and related offences	4.2	9.5	86.3	100.0	2.7	97.3	100.0
Illicit drug offences	3.1	10.3	86.6	100.0	1.1	98.9	100.0
Weapons and explosives offences	4.0	4.0	91.9	100.0	1.3	98.7	100.0
Property damage and environmental pollution	5.9	7.2	86.9	100.0	3.1	96.9	100.0
Public order offences	2.3	9.1	88.6	100.0	7.9	92.1	100.0
Road traffic and motor vehicle regulatory offences	—	—	100.0	100.0	3.2	96.8	100.0
Offences against justice procedures, gov't security and operations(b)	10.1	10.1	79.8	100.0	3.4	96.6	100.0
Miscellaneous offences	10.8	11.5	77.6	100.0	4.9	95.1	100.0
Total(c)	9.2	11.2	79.6	100.0	4.0	96.0	100.0

— nil or rounded to zero (including null cells)

(a) Includes guilty finding, guilty plea, guilty ex-parte and guilty n.f.d..

(b) For Magistrates' Courts, includes assault police for Queensland (see Explanatory Note 49).

(c) Includes defendants for whom offence data are missing or a principal offence could not be determined.

	HIGHER COURTS				MAGISTRATES' COURTS		
	Acquitted	Guilty verdict	Guilty plea	Total	Acquitted	Proven guilty(a)	Total
FEMALES (no.)							
Homicide and related offences	12	11	39	62	5	15	20
Acts intended to cause injury	29	24	360	413	501	5 675	6 176
Sexual assault and related offences	7	4	19	30	3	10	13
Dangerous or negligent acts endangering persons	4	5	52	61	108	7 232	7 340
Abduction and related offences	3	5	16	24	3	5	8
Robbery, extortion and related offences	9	14	137	160	11	35	46
Unlawful entry with intent	5	17	116	138	25	675	700
Theft and related offences	5	6	76	87	243	10 399	10 642
Deception and related offences	5	18	223	246	158	5 855	6 013
Illicit drug offences	9	43	281	333	63	5 355	5 418
Weapons and explosives offences	—	—	8	8	11	573	584
Property damage and environmental pollution	4	5	43	52	55	1 859	1 914
Public order offences	—	3	18	21	412	7 653	8 065
Road traffic and motor vehicle regulatory offences	—	—	—	—	2 744	46 531	49 275
Offences against justice procedures, gov't security and operations(b)	3	4	44	51	221	5 823	6 044
Miscellaneous offences	4	3	18	25	257	2 493	2 750
Total (c)	102	166	1 456	1 724	4 830	100 225	105 055

FEMALES (%)							
Homicide and related offences	19.4	17.7	62.9	100.0	25.0	75.0	100.0
Acts intended to cause injury	7.0	5.8	87.2	100.0	8.1	91.9	100.0
Sexual assault and related offences	23.3	13.3	63.3	100.0	23.1	76.9	100.0
Dangerous or negligent acts endangering persons	6.6	8.2	85.2	100.0	1.5	98.5	100.0
Abduction and related offences	12.5	20.8	66.7	100.0	37.5	62.5	100.0
Robbery, extortion and related offences	5.6	8.8	85.6	100.0	23.9	76.1	100.0
Unlawful entry with intent	3.6	12.3	84.1	100.0	3.6	96.4	100.0
Theft and related offences	5.7	6.9	87.4	100.0	2.3	97.7	100.0
Deception and related offences	2.0	7.3	90.7	100.0	2.6	97.4	100.0
Illicit drug offences	2.7	12.9	84.4	100.0	1.2	98.8	100.0
Weapons and explosives offences	—	—	100.0	100.0	1.9	98.1	100.0
Property damage and environmental pollution	7.7	9.6	82.7	100.0	2.9	97.1	100.0
Public order offences	—	14.3	85.7	100.0	5.1	94.9	100.0
Road traffic and motor vehicle regulatory offences	—	—	—	—	5.6	94.4	100.0
Offences against justice procedures, gov't security and operations(b)	5.9	7.8	86.3	100.0	3.7	96.3	100.0
Miscellaneous offences	16.0	12.0	72.0	100.0	9.3	90.7	100.0
Total (c)	5.9	9.6	84.5	100.0	4.6	95.4	100.0

— nil or rounded to zero (including null cells)

(a) Includes guilty finding, guilty plea, guilty ex-parte and guilty n.f.d..

(b) For Magistrates' Courts, includes assault police for Queensland (see Explanatory Note 49).

(c) Includes defendants for whom offence data are missing or a principal offence could not be determined.

	HIGHER COURTS				MAGISTRATES' COURTS		
	Acquitted	Guilty verdict	Guilty plea	Total	Acquitted	Proven guilty(a)	Total
TOTAL (no.) (b)							
Homicide and related offences	102	135	234	471	54	74	128
Acts intended to cause injury	270	301	2 622	3 193	3 500	33 769	37 269
Sexual assault and related offences	449	319	1 146	1 914	202	684	886
Dangerous or negligent acts endangering persons	21	36	386	443	604	41 290	41 894
Abduction and related offences	15	26	101	142	14	9	23
Robbery, extortion and related offences	96	134	1 255	1 485	53	250	303
Unlawful entry with intent	49	98	1 231	1 378	245	7 053	7 298
Theft and related offences	20	50	411	481	850	31 942	32 792
Deception and related offences	28	70	696	794	480	17 281	17 761
Illicit drug offences	74	256	2 075	2 405	299	27 069	27 368
Weapons and explosives offences	5	5	122	132	90	6 470	6 560
Property damage and environmental pollution	22	27	308	357	420	13 251	13 671
Public order offences	6	27	251	284	3 866	48 081	51 947
Road traffic and motor vehicle regulatory offences	—	—	5	5	8 970	216 325	225 295
Offences against justice procedures, gov't security and operations(c)	26	27	226	279	1 181	31 394	32 575
Miscellaneous offences	35	36	250	321	817	13 168	13 985
Total(d)	1 248	1 560	11 356	14 164	21 687	488 382	510 069

TOTAL (%) (b)							
Homicide and related offences	21.7	28.7	49.7	100.0	42.2	57.8	100.0
Acts intended to cause injury	8.5	9.4	82.1	100.0	9.4	90.6	100.0
Sexual assault and related offences	23.5	16.7	59.9	100.0	22.8	77.2	100.0
Dangerous or negligent acts endangering persons	4.7	8.1	87.1	100.0	1.4	98.6	100.0
Abduction and related offences	10.6	18.3	71.1	100.0	60.9	39.1	100.0
Robbery, extortion and related offences	6.5	9.0	84.5	100.0	17.5	82.5	100.0
Unlawful entry with intent	3.6	7.1	89.3	100.0	3.4	96.6	100.0
Theft and related offences	4.2	10.4	85.4	100.0	2.6	97.4	100.0
Deception and related offences	3.5	8.8	87.7	100.0	2.7	97.3	100.0
Illicit drug offences	3.1	10.6	86.3	100.0	1.1	98.9	100.0
Weapons and explosives offences	3.8	3.8	92.4	100.0	1.4	98.6	100.0
Property damage and environmental pollution	6.2	7.6	86.3	100.0	3.1	96.9	100.0
Public order offences	2.1	9.5	88.4	100.0	7.4	92.6	100.0
Road traffic and motor vehicle regulatory offences	—	—	100.0	100.0	4.0	96.0	100.0
Offences against justice procedures, gov't security and operations(c)	9.3	9.7	81.0	100.0	3.6	96.4	100.0
Miscellaneous offences	10.9	11.2	77.9	100.0	5.8	94.2	100.0
Total(d)	8.8	11.0	80.2	100.0	4.3	95.7	100.0

— nil or rounded to zero (including null cells)

(a) Includes guilty finding, guilty plea, guilty ex-parte and guilty n.f.d..

(b) Includes persons with unknown sex and organisations.

(c) For Magistrates' Courts, includes assault police for Queensland (see Explanatory Note 49).

(d) Includes defendants for whom offence data are missing or a principal offence could not be determined.

DEFENDANTS PROVEN GUILTY, HIGHER COURTS, Sex and principal sentence by age

	Under 20 years	20-24 years	25-29 years	30-34 years	35-44 years	45 years and over	Total(a)
NUMBER							
Males							
Custodial orders							
Custody in a correctional institution	397	1 339	1 197	1 041	1 437	1 003	6 420
Custody in the community	96	200	111	84	93	40	624
Fully suspended sentence	158	555	373	344	525	388	2 343
Total(b)	651	2 094	1 681	1 469	2 055	1 431	9 387
Non-custodial orders							
Community supervision/work orders	234	294	121	96	123	79	947
Monetary orders	27	107	70	82	124	98	511
Other non-custodial orders	57	95	44	45	69	80	390
Total	318	496	235	223	316	257	1 848
Total (c)	973	2 602	1 923	1 697	2 381	1 691	11 276
Females							
Custodial orders							
Custody in a correctional institution	26	113	121	113	185	104	662
Custody in the community	3	32	24	19	24	11	113
Fully suspended sentence	11	86	71	82	123	62	435
Total(b)	40	234	216	214	332	177	1 213
Non-custodial orders							
Community supervision/work orders	45	64	47	30	50	21	257
Monetary orders	—	14	6	7	15	14	56
Other non-custodial orders	13	12	19	12	15	13	84
Total	58	90	72	49	80	48	397
Total (c)	98	327	288	266	412	228	1 619
Defendants(d)							
Custodial orders							
Custody in a correctional institution	423	1 452	1 318	1 154	1 622	1 107	7 082
Custody in the community	99	232	135	103	117	51	737
Fully suspended sentence	169	641	444	426	648	450	2 778
Total(b)	691	2 328	1 897	1 683	2 387	1 608	10 600
Non-custodial orders							
Community supervision/work orders	279	358	168	126	173	100	1 204
Monetary orders	27	121	76	89	139	112	577
Other non-custodial orders	70	107	63	57	84	93	477
Total	376	586	307	272	396	305	2 258
Total (c)	1 071	2 929	2 211	1 963	2 793	1 919	12 908

— nil or rounded to zero (including null cells)

(a) Includes persons with unknown age and organisations.

(b) Includes custodial orders n.f.d.

(c) Includes defendants for whom a principal sentence is unknown.

(d) Includes organisations.

continued

	<i>Under 20 years</i>	<i>20-24 years</i>	<i>25-29 years</i>	<i>30-34 years</i>	<i>35-44 years</i>	<i>45 years and over</i>	<i>Total(a)</i>
.....							
PROPORTION (%)							
.....							
Males							
Custodial orders							
Custody in a correctional institution	40.8	51.5	62.2	61.3	60.4	59.3	56.9
Custody in the community	9.9	7.7	5.8	4.9	3.9	2.4	5.5
Fully suspended sentence	16.2	21.3	19.4	20.3	22.0	22.9	20.8
<i>Total(b)</i>	66.9	80.5	87.4	86.6	86.3	84.6	83.2
Non-custodial orders							
Community supervision/work orders	24.0	11.3	6.3	5.7	5.2	4.7	8.4
Monetary orders	2.8	4.1	3.6	4.8	5.2	5.8	4.5
Other non-custodial orders	5.9	3.7	2.3	2.7	2.9	4.7	3.5
<i>Total</i>	32.7	19.1	12.2	13.1	13.3	15.2	16.4
Total (c)	100.0	100.0	100.0	100.0	100.0	100.0	100.0
Females							
Custodial orders							
Custody in a correctional institution	26.5	34.6	42.0	42.5	44.9	45.6	40.9
Custody in the community	3.1	9.8	8.3	7.1	5.8	4.8	7.0
Fully suspended sentence	11.2	26.3	24.7	30.8	29.9	27.2	26.9
<i>Total(b)</i>	40.8	71.6	75.0	80.5	80.6	77.6	74.9
Non-custodial orders							
Community supervision/work orders	45.9	19.6	16.3	11.3	12.1	9.2	15.9
Monetary orders	—	4.3	2.1	2.6	3.6	6.1	3.5
Other non-custodial orders	13.3	3.7	6.6	4.5	3.6	5.7	5.2
<i>Total</i>	59.2	27.5	25.0	18.4	19.4	21.1	24.5
Total (c)	100.0	100.0	100.0	100.0	100.0	100.0	100.0
Defendants(d)							
Custodial orders							
Custody in a correctional institution	39.5	49.6	59.6	58.8	58.0	57.7	54.9
Custody in the community	9.2	7.9	6.1	5.2	4.2	2.7	5.7
Fully suspended sentence	15.8	21.9	20.1	21.7	23.2	23.5	21.5
<i>Total(b)</i>	64.5	79.5	85.7	85.8	85.4	83.9	82.1
Non-custodial orders							
Community supervision/work orders	26.0	12.2	7.6	6.4	6.2	5.2	9.3
Monetary orders	2.6	4.1	3.4	4.5	5.0	5.8	4.5
Other non-custodial orders	6.5	3.7	2.8	2.9	3.0	4.9	3.7
<i>Total</i>	35.2	20.0	13.9	13.9	14.2	15.9	17.5
Total (c)	100.0	100.0	100.0	100.0	100.0	100.0	100.0

— nil or rounded to zero (including null cells)

(a) Includes persons with unknown age and organisations.

(b) Includes custodial orders n.f.d.

(c) Includes defendants for whom a principal sentence is unknown.

(d) Includes organisations.

	<i>Under 20 years</i>	<i>20-24 years</i>	<i>25-29 years</i>	<i>30-34 years</i>	<i>35-44 years</i>	<i>45 years and over</i>	<i>Total(a)</i>
NUMBER							
Males							
Custodial orders							
Custody in a correctional institution	1 138	4 038	4 168	3 844	4 517	1 626	19 369
Custody in the community	86	407	411	357	420	199	1 881
Fully suspended sentence	862	3 354	3 026	2 796	3 803	1 904	15 776
<i>Total</i>	<i>2 086</i>	<i>7 799</i>	<i>7 605</i>	<i>6 997</i>	<i>8 740</i>	<i>3 729</i>	<i>37 026</i>
Non-custodial orders							
Community supervision/work orders	2 683	4 330	2 830	2 448	2 882	1 430	16 634
Monetary orders	30 235	65 320	43 865	34 859	48 148	36 802	268 594
Other non-custodial orders	7 421	11 870	7 482	6 500	10 703	10 722	56 271
<i>Total</i>	<i>40 339</i>	<i>81 520</i>	<i>54 177</i>	<i>43 807</i>	<i>61 733</i>	<i>48 954</i>	<i>341 499</i>
Total(b)	42 649	89 368	61 811	50 834	70 496	52 709	378 918
Females							
Custodial orders							
Custody in a correctional institution	68	360	465	416	470	202	1 989
Custody in the community	15	53	36	50	60	43	257
Fully suspended sentence	102	518	533	549	770	358	2 832
<i>Total</i>	<i>185</i>	<i>931</i>	<i>1 034</i>	<i>1 015</i>	<i>1 300</i>	<i>603</i>	<i>5 078</i>
Non-custodial orders							
Community supervision/work orders	451	1 029	858	795	1 105	526	4 779
Monetary orders	6 248	14 815	11 495	10 149	14 835	8 977	71 310
Other non-custodial orders	1 867	3 484	2 589	2 749	4 317	3 634	19 000
<i>Total</i>	<i>8 566</i>	<i>19 328</i>	<i>14 942</i>	<i>13 693</i>	<i>20 257</i>	<i>13 137</i>	<i>95 089</i>
Total(b)	8 779	20 261	15 984	14 711	21 567	13 744	100 225
Defendants(c)							
Custodial orders							
Custody in a correctional institution	1 208	4 401	4 647	4 275	4 993	1 831	21 405
Custody in the community	101	460	447	407	480	242	2 138
Fully suspended sentence	964	3 887	3 568	3 352	4 581	2 266	18 654
<i>Total</i>	<i>2 273</i>	<i>8 748</i>	<i>8 662</i>	<i>8 034</i>	<i>10 054</i>	<i>4 339</i>	<i>42 197</i>
Non-custodial orders							
Community supervision/work orders	3 139	5 389	3 701	3 258	4 010	1 967	21 516
Monetary orders	36 548	80 436	55 612	45 222	63 243	46 008	348 093
Other non-custodial orders	9 294	15 364	10 078	9 258	15 031	14 368	76 122
<i>Total</i>	<i>48 981</i>	<i>101 189</i>	<i>69 391</i>	<i>57 738</i>	<i>82 284</i>	<i>62 343</i>	<i>445 731</i>
Total(b)	51 506	109 988	78 090	65 805	92 371	66 712	488 382

(a) Includes persons with unknown age and organisations.

(c) Includes persons with unknown sex and organisations.

(b) Includes defendants for whom a principal sentence is unknown.

continued

	Under 20 years	20-24 years	25-29 years	30-34 years	35-44 years	45 years and over	Total(a)
PROPORTION (%)							
Males							
Custodial orders							
Custody in a correctional institution	2.7	4.5	6.7	7.6	6.4	3.1	5.1
Custody in the community	0.2	0.5	0.7	0.7	0.6	0.4	0.5
Fully suspended sentence	2.0	3.8	4.9	5.5	5.4	3.6	4.2
<i>Total</i>	4.9	8.7	12.3	13.8	12.4	7.1	9.8
Non-custodial orders							
Community supervision/work orders	6.3	4.8	4.6	4.8	4.1	2.7	4.4
Monetary orders	70.9	73.1	71.0	68.6	68.3	69.8	70.9
Other non-custodial orders	17.4	13.3	12.1	12.8	15.2	20.3	14.9
<i>Total</i>	94.6	91.2	87.6	86.2	87.6	92.9	90.1
Total(b)	100.0	100.0	100.0	100.0	100.0	100.0	100.0
Females							
Custodial orders							
Custody in a correctional institution	0.8	1.8	2.9	2.8	2.2	1.5	2.0
Custody in the community	0.2	0.3	0.2	0.3	0.3	0.3	0.3
Fully suspended sentence	1.2	2.6	3.3	3.7	3.6	2.6	2.8
<i>Total</i>	2.1	4.6	6.5	6.9	6.0	4.4	5.1
Non-custodial orders							
Community supervision/work orders	5.1	5.1	5.4	5.4	5.1	3.8	4.8
Monetary orders	71.2	73.1	71.9	69.0	68.8	65.3	71.1
Other non-custodial orders	21.3	17.2	16.2	18.7	20.0	26.4	19.0
<i>Total</i>	97.6	95.4	93.5	93.1	93.9	95.6	94.9
Total(b)	100.0	100.0	100.0	100.0	100.0	100.0	100.0
Defendants(c)							
Custodial orders							
Custody in a correctional institution	2.3	4.0	6.0	6.5	5.4	2.7	4.4
Custody in the community	0.2	0.4	0.6	0.6	0.5	0.4	0.4
Fully suspended sentence	1.9	3.5	4.6	5.1	5.0	3.4	3.8
<i>Total</i>	4.4	8.0	11.1	12.2	10.9	6.5	8.6
Non-custodial orders							
Community supervision/work orders	6.1	4.9	4.7	5.0	4.3	2.9	4.4
Monetary orders	71.0	73.1	71.2	68.7	68.5	69.0	71.3
Other non-custodial orders	18.0	14.0	12.9	14.1	16.3	21.5	15.6
<i>Total</i>	95.1	92.0	88.9	87.7	89.1	93.5	91.3
Total(b)	100.0	100.0	100.0	100.0	100.0	100.0	100.0

(a) Includes persons with unknown age and organisations.

(c) Includes persons with unknown sex and organisations.

(b) Includes defendants for whom a principal sentence is unknown.

	HIGHER COURTS				MAGISTRATES' COURTS			
	<i>Custody in corrections/ community</i>	<i>Fully suspended sentence</i>	<i>Non-custodial orders</i>	<i>Total(a)(b)</i>	<i>Custodial orders(c)</i>	<i>Monetary orders</i>	<i>Other non-custodial orders(d)</i>	<i>Total(b)</i>
MALES (no.)								
Homicide and related offences	292	22	5	319	20	19	19	58
Acts intended to cause injury	1 493	560	486	2 539	7 733	9 839	10 377	27 989
Sexual assault and related offences	1 057	229	156	1 442	267	158	244	673
Dangerous or negligent acts endangering persons	212	76	71	359	2 017	28 573	3 042	33 643
Abduction and related offences	62	21	23	106	—	3	3	6
Robbery, extortion and related offences	995	154	89	1 238	120	24	64	215
Unlawful entry with intent	781	229	186	1 196	3 440	1 018	1 884	6 356
Theft and related offences	185	90	104	379	4 510	10 780	6 063	21 445
Deception and related offences	291	148	86	525	1 730	6 268	3 255	11 265
Illicit drug offences	1 180	547	280	2 007	1 907	14 050	5 659	21 629
Weapons and explosives offences	51	44	24	119	543	4 006	1 323	5 878
Property damage and environmental pollution	135	64	88	287	940	7 096	3 214	11 270
Public order offences	82	63	112	257	949	26 867	12 411	40 247
Road traffic and motor vehicle regulatory offences	—	—	4	4	9 444	137 260	18 370	165 159
Offences against justice procedures, gov't security and operations(e)	89	59	57	205	2 495	16 269	4 865	23 645
Miscellaneous offences	138	38	79	255	883	6 273	2 074	9 242
Total(f)	7 043	2 344	1 850	11 277	37 025	268 595	72 907	378 920

MALES (%)								
Homicide and related offences	91.5	6.9	1.6	100.0	34.5	32.8	32.8	100.0
Acts intended to cause injury	58.8	22.1	19.1	100.0	27.6	35.2	37.1	100.0
Sexual assault and related offences	73.3	15.9	10.8	100.0	39.7	23.5	36.3	100.0
Dangerous or negligent acts endangering persons	59.1	21.2	19.8	100.0	6.0	84.9	9.0	100.0
Abduction and related offences	58.5	19.8	21.7	100.0	—	50.0	50.0	100.0
Robbery, extortion and related offences	80.4	12.4	7.2	100.0	55.8	11.2	29.8	100.0
Unlawful entry with intent	65.3	19.1	15.6	100.0	54.1	16.0	29.6	100.0
Theft and related offences	48.8	23.7	27.4	100.0	21.0	50.3	28.3	100.0
Deception and related offences	55.4	28.2	16.4	100.0	15.4	55.6	28.9	100.0
Illicit drug offences	58.8	27.3	14.0	100.0	8.8	65.0	26.2	100.0
Weapons and explosives offences	42.9	37.0	20.2	100.0	9.2	68.2	22.5	100.0
Property damage and environmental pollution	47.0	22.3	30.7	100.0	8.3	63.0	28.5	100.0
Public order offences	31.9	24.5	43.6	100.0	2.4	66.8	30.8	100.0
Road traffic and motor vehicle regulatory offences	—	—	100.0	100.0	5.7	83.1	11.1	100.0
Offences against justice procedures, gov't security and operations(e)	43.4	28.8	27.8	100.0	10.6	68.8	20.6	100.0
Miscellaneous offences	54.1	14.9	31.0	100.0	9.6	67.9	22.4	100.0
Total(f)	62.5	20.8	16.4	100.0	9.8	70.9	19.2	100.0

— nil or rounded to zero (including null cells)

(a) Includes custodial orders n.f.d.

(b) Includes defendants for whom a principal sentence is unknown.

(c) Includes fully suspended sentences.

(d) Includes community supervision/work orders and other non-custodial orders and excludes monetary orders.

(e) For Magistrates' Courts, includes assault police for Queensland (see Explanatory Note 49).

(f) Includes defendants for whom offence data are missing or a principal offence could not be determined.

	HIGHER COURTS				MAGISTRATES' COURTS			
	Custody in corrections/ community	Fully suspended sentence	Non-custodial orders	Total(a)(b)	Custodial orders(c)	Monetary orders	Other non-custodial orders(d)	Total(b)
FEMALES (no.)								
Homicide and related offences	40	9	—	49	—	6	7	13
Acts intended to cause injury	162	96	125	383	836	1 874	2 963	5 676
Sexual assault and related offences	12	5	6	23	3	3	6	12
Dangerous or negligent acts endangering persons	22	16	19	57	175	6 105	951	7 234
Abduction and related offences	14	3	5	22	—	3	—	3
Robbery, extortion and related offences	96	36	17	152	14	3	15	35
Unlawful entry with intent	69	31	33	133	268	120	287	675
Theft and related offences	37	18	27	82	1 115	5 346	3 920	10 399
Deception and related offences	113	75	53	241	812	2 349	2 691	5 855
Illicit drug offences	158	113	53	324	355	3 118	1 881	5 354
Weapons and explosives offences	3	—	4	7	40	365	167	575
Property damage and environmental pollution	21	11	16	48	67	1 115	677	1 859
Public order offences	9	3	10	22	128	5 339	2 179	7 653
Road traffic and motor vehicle regulatory offences	—	—	—	—	990	39 563	5 966	46 531
Offences against justice procedures, gov't security and operations(e)	14	16	18	48	212	4 120	1 488	5 823
Miscellaneous offences	7	3	10	20	59	1 863	570	2 492
Total(f)	777	435	396	1 621	5 077	71 312	23 777	100 227

FEMALES (%)								
Homicide and related offences	81.6	18.4	—	100.0	—	46.2	53.8	100.0
Acts intended to cause injury	42.3	25.1	32.6	100.0	14.7	33.0	52.2	100.0
Sexual assault and related offences	52.2	21.7	26.1	100.0	25.0	25.0	50.0	100.0
Dangerous or negligent acts endangering persons	38.6	28.1	33.3	100.0	2.4	84.4	13.1	100.0
Abduction and related offences	63.6	13.6	22.7	100.0	—	100.0	—	100.0
Robbery, extortion and related offences	63.2	23.7	11.2	100.0	40.0	8.6	42.9	100.0
Unlawful entry with intent	51.9	23.3	24.8	100.0	39.7	17.8	42.5	100.0
Theft and related offences	45.1	22.0	32.9	100.0	10.7	51.4	37.7	100.0
Deception and related offences	46.9	31.1	22.0	100.0	13.9	40.1	46.0	100.0
Illicit drug offences	48.8	34.9	16.4	100.0	6.6	58.2	35.1	100.0
Weapons and explosives offences	42.9	—	57.1	100.0	7.0	63.5	29.0	100.0
Property damage and environmental pollution	43.8	22.9	33.3	100.0	3.6	60.0	36.4	100.0
Public order offences	40.9	13.6	45.5	100.0	1.7	69.8	28.5	100.0
Road traffic and motor vehicle regulatory offences	—	—	—	—	2.1	85.0	12.8	100.0
Offences against justice procedures, gov't security and operations(e)	29.2	33.3	37.5	100.0	3.6	70.8	25.6	100.0
Miscellaneous offences	35.0	15.0	50.0	100.0	2.4	74.8	22.9	100.0
Total(f)	47.9	26.8	24.4	100.0	5.1	71.2	23.7	100.0

— nil or rounded to zero (including null cells)

(a) Includes custodial orders n.f.d.

(b) Includes defendants for whom a principal sentence is unknown.

(c) Includes fully suspended sentences.

(d) Includes community supervision/work orders and other non-custodial orders and excludes monetary orders.

(e) For Magistrates' Courts, includes assault police for Queensland (see Explanatory Note 49).

(f) Includes defendants for whom offence data are missing or a principal offence could not be determined.

	HIGHER COURTS				MAGISTRATES' COURTS			
	<i>Custody in corrections/ community</i>	<i>Fully suspended sentence</i>	<i>Non-custodial orders</i>	<i>Total(a)(b)</i>	<i>Custodial orders(c)</i>	<i>Monetary orders</i>	<i>Other non-custodial orders(d)</i>	<i>Total(b)</i>
TOTAL (no.)(e)								
Homicide and related offences	332	31	5	368	20	25	26	71
Acts intended to cause injury	1 655	656	611	2 922	8 597	11 759	13 373	33 772
Sexual assault and related offences	1 069	234	162	1 465	270	161	253	688
Dangerous or negligent acts endangering persons	234	92	90	416	2 199	35 066	4 012	41 291
Abduction and related offences	76	24	28	128	—	6	3	9
Robbery, extortion and related offences	1 091	190	106	1 390	134	27	79	250
Unlawful entry with intent	850	260	219	1 329	3 720	1 144	2 174	7 052
Theft and related offences	222	108	131	461	5 628	16 200	10 005	31 943
Deception and related offences	404	223	139	766	2 550	8 739	5 977	17 281
Illicit drug offences	1 338	660	333	2 331	2 265	17 243	7 546	27 067
Weapons and explosives offences	54	44	28	126	586	4 389	1 490	6 474
Property damage and environmental pollution	156	75	104	335	1 007	8 324	3 898	13 249
Public order offences	91	66	122	279	1 077	32 357	14 620	48 081
Road traffic and motor vehicle regulatory offences	—	—	4	4	10 459	180 922	24 847	216 325
Offences against justice procedures, gov't security and operations (f)	103	75	75	253	2 710	22 163	6 503	31 395
Miscellaneous offences	145	41	100	286	945	9 427	2 783	13 167
Total(g)	7 820	2 779	2 257	12 909	42 197	348 098	97 638	488 387

TOTAL (%) (e)								
Homicide and related offences	90.2	8.4	1.4	100.0	28.2	35.2	36.6	100.0
Acts intended to cause injury	56.6	22.5	20.9	100.0	25.5	34.8	39.6	100.0
Sexual assault and related offences	73.0	16.0	11.1	100.0	39.2	23.4	36.8	100.0
Dangerous or negligent acts endangering persons	56.3	22.1	21.6	100.0	5.3	84.9	9.7	100.0
Abduction and related offences	59.4	18.8	21.9	100.0	—	66.7	33.3	100.0
Robbery, extortion and related offences	78.5	13.7	7.6	100.0	53.6	10.8	31.6	100.0
Unlawful entry with intent	64.0	19.6	16.5	100.0	52.8	16.2	30.8	100.0
Theft and related offences	48.2	23.4	28.4	100.0	17.6	50.7	31.3	100.0
Deception and related offences	52.7	29.1	18.1	100.0	14.8	50.6	34.6	100.0
Illicit drug offences	57.4	28.3	14.3	100.0	8.4	63.7	27.9	100.0
Weapons and explosives offences	42.9	34.9	22.2	100.0	9.1	67.8	23.0	100.0
Property damage and environmental pollution	46.6	22.4	31.0	100.0	7.6	62.8	29.4	100.0
Public order offences	32.6	23.7	43.7	100.0	2.2	67.3	30.4	100.0
Road traffic and motor vehicle regulatory offences	—	—	100.0	100.0	4.8	83.6	11.5	100.0
Offences against justice procedures, government security and government operations(f)	40.7	29.6	29.6	100.0	8.6	70.6	20.7	100.0
Miscellaneous offences	50.7	14.3	35.0	100.0	7.2	71.6	21.1	100.0
Total(g)	60.6	21.5	17.5	100.0	8.6	71.3	20.0	100.0

— nil or rounded to zero (including null cells)

(a) Includes custodial orders n.f.d.

(b) Includes defendants for whom a principal sentence is unknown.

(c) Includes fully suspended sentences.

(d) Includes community supervision/work orders and other non-custodial orders and excludes monetary orders.

(e) Includes persons with unknown sex and organisations.

(f) For Magistrates' Courts, includes assault police for Queensland (see Explanatory Note 49).

(g) Includes defendants for whom offence data are missing or a principal offence could not be determined.

	<i>Under 13 weeks</i>	<i>13 & under 26 weeks</i>	<i>26 & under 39 weeks</i>	<i>39 & under 52 weeks</i>	<i>52 weeks and over</i>	<i>Total</i>
NUMBER						
Acquitted						
Homicide and related offences	6	9	25	19	43	102
Acts intended to cause injury	41	44	43	43	99	270
Sexual assault and related offences	30	72	86	76	185	449
Robbery, extortion and related offences	7	12	15	23	39	96
Unlawful entry with intent	5	8	11	7	18	49
Theft and related offences	—	—	3	5	12	20
Deception and related offences	—	3	3	4	17	27
Illicit drug offences	—	7	12	16	38	73
Other(a)	9	22	25	12	64	132
Total(b)	98	177	226	213	530	1 244
Guilty finding by court						
Homicide and related offences	3	6	11	26	89	135
Acts intended to cause injury	38	32	45	45	141	301
Sexual assault and related offences	31	36	42	42	168	319
Robbery, extortion and related offences	3	8	20	31	73	135
Unlawful entry with intent	11	10	15	9	53	98
Theft and related offences	6	—	6	5	32	49
Deception and related offences	9	3	3	11	45	71
Illicit drug offences	15	11	39	34	157	256
Other(a)	14	15	37	22	96	184
Total(b)	130	124	221	225	863	1 563
Guilty plea by defendant						
Homicide and related offences	48	48	49	37	52	234
Acts intended to cause injury	1 053	695	368	206	300	2 622
Sexual assault and related offences	428	316	160	89	153	1 146
Robbery, extortion and related offences	442	366	206	112	129	1 255
Unlawful entry with intent	555	297	164	87	128	1 231
Theft and related offences	158	117	58	25	53	411
Deception and related offences	304	182	96	38	77	697
Illicit drug offences	630	597	339	206	303	2 075
Other(a)	723	392	226	125	180	1 646
Total(b)	4 346	3 015	1 671	933	1 389	11 354
Total adjudicated defendants						
Homicide and related offences	57	63	85	82	184	471
Acts intended to cause injury	1 132	771	456	294	540	3 193
Sexual assault and related offences	489	424	288	207	506	1 914
Robbery, extortion and related offences	452	386	241	166	241	1 486
Unlawful entry with intent	571	315	190	103	199	1 378
Theft and related offences	164	117	67	35	97	480
Deception and related offences	313	188	102	53	139	795
Illicit drug offences	645	615	390	256	498	2 404
Other(a)	746	429	288	159	340	1 962
Total(b)	4 574	3 316	2 118	1 371	2 782	14 161
Non-adjudicated defendants (includes transfers)	640	495	334	217	470	2 156
Defendants finalised	5 214	3 811	2 452	1 588	3 252	16 317

— nil or rounded to zero (including null cells)

(a) Includes Divisions 04, 05, 11, 12, 13, 14, 15 & 16 of the ASOC (refer to Appendix 3).

(b) Includes defendants for whom offence data are missing or a principal offence could not be determined.

	<i>Under 13 weeks</i>	<i>13 & under 26 weeks</i>	<i>26 & under 39 weeks</i>	<i>39 & under 52 weeks</i>	<i>52 weeks and over</i>	<i>Total</i>
PROPORTION (%)						
Acquitted						
Homicide and related offences	5.9	8.8	24.5	18.6	42.2	100.0
Acts intended to cause injury	15.2	16.3	15.9	15.9	36.7	100.0
Sexual assault and related offences	6.7	16.0	19.2	16.9	41.2	100.0
Robbery, extortion and related offences	7.3	12.5	15.6	24.0	40.6	100.0
Unlawful entry with intent	10.2	16.3	22.4	14.3	36.7	100.0
Theft and related offences	—	—	15.0	25.0	60.0	100.0
Deception and related offences	—	11.1	11.1	14.8	63.0	100.0
Illicit drug offences	—	9.6	16.4	21.9	52.1	100.0
Other(a)	6.8	16.7	18.9	9.1	48.5	100.0
Total(b)	7.9	14.2	18.2	17.1	42.6	100.0
Guilty finding by court						
Homicide and related offences	2.2	4.4	8.1	19.3	65.9	100.0
Acts intended to cause injury	12.6	10.6	15.0	15.0	46.8	100.0
Sexual assault and related offences	9.7	11.3	13.2	13.2	52.7	100.0
Robbery, extortion and related offences	2.2	5.9	14.8	23.0	54.1	100.0
Unlawful entry with intent	11.2	10.2	15.3	9.2	54.1	100.0
Theft and related offences	12.2	—	12.2	10.2	65.3	100.0
Deception and related offences	12.7	4.2	4.2	15.5	63.4	100.0
Illicit drug offences	5.9	4.3	15.2	13.3	61.3	100.0
Other(a)	7.6	8.2	20.1	12.0	52.2	100.0
Total(b)	8.3	7.9	14.1	14.4	55.2	100.0
Guilty plea by defendant						
Homicide and related offences	20.5	20.5	20.9	15.8	22.2	100.0
Acts intended to cause injury	40.2	26.5	14.0	7.9	11.4	100.0
Sexual assault and related offences	37.3	27.6	14.0	7.8	13.4	100.0
Robbery, extortion and related offences	35.2	29.2	16.4	8.9	10.3	100.0
Unlawful entry with intent	45.1	24.1	13.3	7.1	10.4	100.0
Theft and related offences	38.4	28.5	14.1	6.1	12.9	100.0
Deception and related offences	43.6	26.1	13.8	5.5	11.0	100.0
Illicit drug offences	30.4	28.8	16.3	9.9	14.6	100.0
Other(a)	43.9	23.8	13.7	7.6	10.9	100.0
Total(b)	38.3	26.6	14.7	8.2	12.2	100.0
Total adjudicated defendants						
Homicide and related offences	12.1	13.4	18.0	17.4	39.1	100.0
Acts intended to cause injury	35.5	24.1	14.3	9.2	16.9	100.0
Sexual assault and related offences	25.5	22.2	15.0	10.8	26.4	100.0
Robbery, extortion and related offences	30.4	26.0	16.2	11.2	16.2	100.0
Unlawful entry with intent	41.4	22.9	13.8	7.5	14.4	100.0
Theft and related offences	34.2	24.4	14.0	7.3	20.2	100.0
Deception and related offences	39.4	23.6	12.8	6.7	17.5	100.0
Illicit drug offences	26.8	25.6	16.2	10.6	20.7	100.0
Other(a)	38.0	21.9	14.7	8.1	17.3	100.0
Total(b)	32.3	23.4	15.0	9.7	19.6	100.0
Non-adjudicated defendants (includes transfers)	29.7	23.0	15.5	10.1	21.8	100.0
Defendants finalised	32.0	23.4	15.0	9.7	19.9	100.0

— nil or rounded to zero (including null cells)

(a) Includes Divisions 04, 05, 11, 12, 13, 14, 15 & 16 of the ASOC (refer to Appendix 3).

(b) Includes defendants for whom offence data are missing or a principal offence could not be determined.

	<i>Under 6 weeks</i>	<i>6 & under 13 weeks</i>	<i>13 & under 20 weeks</i>	<i>20 & under 26 weeks</i>	<i>26 & under 39 weeks</i>	<i>39 & under 52 weeks</i>	<i>52 weeks and over</i>	<i>Total</i>
NUMBER								
Acquitted								
Acts intended to cause injury	182	469	920	611	713	274	331	3 500
Dangerous or negligent acts endangering persons	64	144	138	86	98	36	38	604
Theft and related offences	103	105	147	123	179	79	114	850
Illicit drug offences	26	27	46	43	71	37	49	299
Public order offences	3 175	131	114	93	103	180	70	3 866
Road traffic and motor vehicle regulatory offences	1 669	3 208	1 700	871	854	254	414	8 970
Offences against justice procedures, gov't security and operations(a)	153	215	236	194	231	62	90	1 181
Other(b)	385	469	388	306	383	179	265	2 375
Total(c)	5 766	4 772	3 711	2 327	2 636	1 101	1 371	21 684
Proven guilty								
Acts intended to cause injury	13 107	6 591	4 760	2 853	3 438	1 318	1 702	33 769
Dangerous or negligent acts endangering persons	28 762	6 076	2 825	1 235	1 194	498	700	41 290
Theft and related offences	18 078	5 203	3 009	1 580	1 733	754	1 585	31 942
Illicit drug offences	17 276	4 084	2 080	1 091	1 146	553	839	27 069
Public order offences	37 925	4 462	1 957	986	1 027	1 197	527	48 081
Road traffic and motor vehicle regulatory offences	127 903	46 483	19 782	7 226	8 143	2 374	4 413	216 324
Offences against justice procedures, gov't security operations(a)	20 303	4 756	2 510	1 252	1 346	526	701	31 394
Other(b)	31 153	10 532	5 919	3 100	3 451	1 616	2 469	58 240
Total(c)	294 672	88 229	42 861	19 338	21 491	8 843	12 947	488 381
Total adjudicated finalisation								
Acts intended to cause injury	13 289	7 060	5 680	3 464	4 151	1 592	2 033	37 269
Dangerous or negligent acts endangering persons	28 826	6 220	2 963	1 321	1 292	534	738	41 894
Theft and related offences	18 181	5 308	3 156	1 703	1 912	833	1 699	32 792
Illicit drug offences	17 302	4 111	2 126	1 134	1 217	590	888	27 368
Public order offences	41 100	4 593	2 071	1 079	1 130	1 377	597	51 947
Road traffic and motor vehicle regulatory offences	129 572	49 691	21 482	8 097	8 997	2 628	4 827	225 294
Offences against justice procedures, gov't security and operations(a)	20 456	4 971	2 746	1 446	1 577	588	791	32 575
Other(b)	31 538	11 001	6 307	3 406	3 834	1 795	2 734	60 615
Total(c)	300 438	93 001	46 572	21 665	24 127	9 944	14 318	510 065
Transfers to other court levels	1 280	2 494	3 171	2 020	2 329	972	940	13 206
Non-adjudicated defendants	16 229	8 741	6 641	3 868	4 125	2 416	4 586	46 606
Defendants finalised	317 947	104 236	56 384	27 553	30 581	13 332	19 844	569 877

(a) Includes assault police for Queensland (see Explanatory Note 49).

(b) Includes Divisions 01, 03, 05, 06, 07, 09, 11, 12 & 16 of the ASOC (refer to Appendix 3).

(c) Includes defendants for whom offence data are missing or a principal offence could not be determined.

	<i>Under 6 weeks</i>	<i>6 & under 13 weeks</i>	<i>13 & under 20 weeks</i>	<i>20 & under 26 weeks</i>	<i>26 & under 39 weeks</i>	<i>39 & under 52 weeks</i>	<i>52 weeks and over</i>	<i>Total</i>
PROPORTION (%)								
Acquitted								
Acts intended to cause injury	5.2	13.4	26.3	17.5	20.4	7.8	9.5	100.0
Dangerous or negligent acts endangering persons	10.6	23.8	22.8	14.2	16.2	6.0	6.3	100.0
Theft and related offences	12.1	12.4	17.3	14.5	21.1	9.3	13.4	100.0
Illicit drug offences	8.7	9.0	15.4	14.4	23.7	12.4	16.4	100.0
Public order offences	82.1	3.4	2.9	2.4	2.7	4.7	1.8	100.0
Road traffic and motor vehicle regulatory offences	18.6	35.8	19.0	9.7	9.5	2.8	4.6	100.0
Offences against justice procedures, gov't security and operations(a)	13.0	18.2	20.0	16.4	19.6	5.2	7.6	100.0
Other(b)	16.2	19.7	16.3	12.9	16.1	7.5	11.2	100.0
Total(c)	26.6	22.0	17.1	10.7	12.2	5.1	6.3	100.0
Proven guilty								
Acts intended to cause injury	38.8	19.5	14.1	8.4	10.2	3.9	5.0	100.0
Dangerous or negligent acts endangering persons	69.7	14.7	6.8	3.0	2.9	1.2	1.7	100.0
Theft and related offences	56.6	16.3	9.4	4.9	5.4	2.4	5.0	100.0
Illicit drug offences	63.8	15.1	7.7	4.0	4.2	2.0	3.1	100.0
Public order offences	78.9	9.3	4.1	2.1	2.1	2.5	1.1	100.0
Road traffic and motor vehicle regulatory offences	59.1	21.5	9.1	3.3	3.8	1.1	2.0	100.0
Offences against justice procedures, gov't security and operations(a)	64.7	15.1	8.0	4.0	4.3	1.7	2.2	100.0
Other(b)	53.5	18.1	10.2	5.3	5.9	2.8	4.2	100.0
Total(c)	60.3	18.1	8.8	4.0	4.4	1.8	2.7	100.0
Total adjudicated finalisation								
Acts intended to cause injury	35.7	18.9	15.2	9.3	11.1	4.3	5.5	100.0
Dangerous or negligent acts endangering persons	68.8	14.8	7.1	3.2	3.1	1.3	1.8	100.0
Theft and related offences	55.4	16.2	9.6	5.2	5.8	2.5	5.2	100.0
Illicit drug offences	63.2	15.0	7.8	4.1	4.4	2.2	3.2	100.0
Public order offences	79.1	8.8	4.0	2.1	2.2	2.7	1.1	100.0
Road traffic and motor vehicle regulatory offences	57.5	22.1	9.5	3.6	4.0	1.2	2.1	100.0
Offences against justice procedures, gov't security and operations(a)	62.8	15.3	8.4	4.4	4.8	1.8	2.4	100.0
Other(b)	52.0	18.1	10.4	5.6	6.3	3.0	4.5	100.0
Total(c)	58.9	18.2	9.1	4.2	4.7	1.9	2.8	100.0
Transfers to other court levels	9.7	18.9	24.0	15.3	17.6	7.4	7.1	100.0
Non-adjudicated defendants	34.8	18.8	14.2	8.3	8.9	5.2	9.8	100.0
Defendants finalised	55.8	18.3	9.9	4.8	5.4	2.3	3.5	100.0

(a) Includes assault police for Queensland (see Explanatory Note 49).

(b) Includes Divisions 01, 03, 05, 06, 07, 09, 11, 12 & 16 of the ASOC (refer to Appendix 3).

(c) Includes defendants for whom offence data are missing or a principal offence could not be determined.

	NSW	Vic.	Qld	SA	WA	Tas.	NT	ACT	Aust.
NUMBER									
Homicide and related offences	142	95	87	41	63	19	20	4	471
Acts intended to cause injury	480	450	1 537	129	316	146	103	32	3 193
Sexual assault and related offences	394	274	670	97	365	55	45	14	1 914
Dangerous or negligent acts endangering persons	48	35	254	16	71	3	11	—	438
Abduction and related offences	44	30	22	7	34	—	3	3	143
Robbery, extortion and related offences	513	264	321	86	237	39	5	20	1 485
Unlawful entry with intent	379	78	440	90	341	17	14	19	1 378
Theft and related offences	70	98	200	9	76	12	3	13	481
Deception and related offences	120	154	406	14	72	20	6	3	795
Illicit drug offences	715	347	674	195	354	51	48	21	2 405
Weapons and explosives offences	47	25	16	38	3	—	—	3	132
Property damage and environmental pollution	22	51	165	10	60	36	9	4	357
Public order offences	27	111	90	—	47	7	—	—	282
Road traffic and motor vehicle regulatory offences	3	—	3	—	—	—	—	—	6
Offences against justice procedures, gov't security and operations	46	47	51	13	90	28	3	—	278
Miscellaneous offences	40	74	77	13	87	4	26	3	324
Total(a)	3 090	2 212	5 013	758	2 216	437	296	139	14 161

	PROPORTION (%)								
Homicide and related offences	4.6	4.3	1.7	5.4	2.8	4.3	6.8	2.9	3.3
Acts intended to cause injury	15.5	20.3	30.7	17.0	14.3	33.4	34.8	23.0	22.5
Sexual assault and related offences	12.8	12.4	13.4	12.8	16.5	12.6	15.2	10.1	13.5
Dangerous or negligent acts endangering persons	1.6	1.6	5.1	2.1	3.2	0.7	3.7	—	3.1
Abduction and related offences	1.4	1.4	0.4	0.9	1.5	—	1.0	2.2	1.0
Robbery, extortion and related offences	16.6	11.9	6.4	11.3	10.7	8.9	1.7	14.4	10.5
Unlawful entry with intent	12.3	3.5	8.8	11.9	15.4	3.9	4.7	13.7	9.7
Theft and related offences	2.3	4.4	4.0	1.2	3.4	2.7	1.0	9.4	3.4
Deception and related offences	3.9	7.0	8.1	1.8	3.2	4.6	2.0	2.2	5.6
Illicit drug offences	23.1	15.7	13.4	25.7	16.0	11.7	16.2	15.1	17.0
Weapons and explosives offences	1.5	1.1	0.3	5.0	0.1	—	—	2.2	0.9
Property damage and environmental pollution	0.7	2.3	3.3	1.3	2.7	8.2	3.0	2.9	2.5
Public order offences	0.9	5.0	1.8	—	2.1	1.6	—	—	2.0
Road traffic and motor vehicle regulatory offences	0.1	—	0.1	—	—	—	—	—	—
Offences against justice procedures, gov't security and operations	1.5	2.1	1.0	1.7	4.1	6.4	1.0	—	2.0
Miscellaneous offences	1.3	3.3	1.5	1.7	3.9	0.9	8.8	2.2	2.3
Total(a)	100.0	100.0	100.0	100.0	100.0	100.0	100.0	100.0	100.0

— nil or rounded to zero (including null cells)

(a) Includes defendants for whom offence data are missing or a principal offence could not be determined.

	NSW(a)	Vic.	Qld	SA	WA	Tas.(b)	NT	ACT	Aust.
NUMBER									
Homicide and related offences	71	7	14	—	28	—	7	—	127
Acts intended to cause injury	17 362	4 385	4 474	1 737	5 422	2 005	1 562	322	37 269
Sexual assault and related offences	333	232	124	38	74	42	25	18	886
Dangerous or negligent acts endangering persons	5 985	4 684	10 911	1 834	17 334	522	485	139	41 894
Abduction and related offences	4	—	12	—	—	—	3	—	19
Robbery, extortion and related offences	78	191	20	—	—	3	3	9	304
Unlawful entry with intent	1 375	1 965	2 102	304	984	334	189	45	7 298
Theft and related offences									
Theft/illegal use of motor vehicle	784	835	1 065	136	267	111	56	16	3 270
Receiving or handling proceeds of crime	1 978	1 231	2 201	296	373	153	42	228	6 502
Other(c)	5 173	6 962	5 528	1 693	2 705	687	183	82	23 013
Total(d)	7 935	9 028	8 801	2 125	3 345	951	281	326	32 792
Deception and related offences	7 411	2 586	4 800	631	1 701	404	149	79	17 761
Illicit drugs									
Import or export illicit drugs	3	—	6	—	—	—	—	—	9
Deal or traffic in illicit drugs	570	1 072	533	92	538	158	181	33	3 177
Manufacture or cultivate illicit drugs	759	837	998	826	432	153	23	17	4 045
Possess and/or use illicit drugs	4 664	1 940	7 026	132	2 460	260	115	88	16 685
Total(e)	6 047	3 852	11 612	1 053	3 768	571	324	138	27 365
Weapons and explosives offences	956	1 152	2 222	806	937	151	277	59	6 560
Property damage and environmental pollution	4 496	2 464	3 417	1 011	1 587	382	263	51	13 671
Public order offences									
Disorderly conduct	6 871	13 012	17 882	2 490	5 481	1 280	267	97	47 380
Regulated public order offences	1 090	699	1 386	157	744	53	431	7	4 567
Total	7 961	13 711	19 268	2 647	6 225	1 333	698	104	51 947
Road traffic and motor vehicle regulatory offences	70 211	29 790	47 991	21 440	18 484	32 330	3 280	1 769	225 295
Offences against justice procedures, gov't security and operations									
Breach of domestic violence order	2 555	1 339	3 924	139	303	242	416	55	8 973
Other(f)	3 503	3 537	8 486	2 086	3 849	1 401	174	566	23 602
Total	6 058	4 876	12 410	2 225	4 152	1 643	590	621	32 575
Miscellaneous offences	5 195	3 884	1 846	337	1 390	1 146	107	80	13 985
Total(g)	141 478	83 074	130 024	36 188	65 431	41 857	8 247	3 763	510 062

— nil or rounded to zero (including null cells)

(a) Refers to finalised appearances rather than finalised defendants in the Magistrates' Court, resulting in a possible increase in the population counts (see Explanatory Note 11).

(b) Defendant count contains a small number of non-original matters (see Explanatory Note 55).

(c) Includes Subdivisions 082 and 084 and Group 0813 of the ASOC (refer to Appendix 3).

(d) Includes theft and related offences n.f.d.

(e) Includes Subdivision 109 (other illicit drug offences).

(f) Includes assault police for Queensland (see Explanatory Note 49).

(g) Includes defendants for whom offence data are missing or a principal offence could not be determined.

	NSW(a)	Vic.	Qld	SA	WA	Tas.(b)	NT	ACT	Aust.
PROPORTION (%)									
Homicide and related offences	0.1	—	—	—	—	—	0.1	—	—
Acts intended to cause injury	12.3	5.3	3.4	4.8	8.3	4.8	18.9	8.6	7.3
Sexual assault and related offences	0.2	0.3	0.1	0.1	0.1	0.1	0.3	0.5	0.2
Dangerous or negligent acts endangering persons	4.2	5.6	8.4	5.1	26.5	1.2	5.9	3.7	8.2
Abduction and related offences	—	—	—	—	—	—	—	—	—
Robbery, extortion and related offences	0.1	0.2	—	—	—	—	—	0.2	0.1
Unlawful entry with intent	1.0	2.4	1.6	0.8	1.5	0.8	2.3	1.2	1.4
Theft and related offences									
Theft/illegal use of motor vehicle	0.6	1.0	0.8	0.4	0.4	0.3	0.7	0.4	0.6
Receiving or handling proceeds of crime	1.4	1.5	1.7	0.8	0.6	0.4	0.5	6.1	1.3
Other(c)	3.7	8.4	4.3	4.7	4.1	1.6	2.2	2.2	4.5
Total(d)	5.6	10.9	6.8	5.9	5.1	2.3	3.4	8.7	6.4
Deception and related offences	5.2	3.1	3.7	1.7	2.6	1.0	1.8	2.1	3.5
Illicit drugs									
Import or export illicit drugs	—	—	—	—	—	—	—	—	—
Deal or traffic in illicit drugs	0.4	1.3	0.4	0.3	0.8	0.4	2.2	0.9	0.6
Manufacture or cultivate illicit drugs	0.5	1.0	0.8	2.3	0.7	0.4	0.3	0.5	0.8
Possess and/or use illicit drugs	3.3	2.3	5.4	0.4	3.8	0.6	1.4	2.3	3.3
Total(e)	4.3	4.6	8.9	2.9	5.8	1.4	3.9	3.7	5.4
Weapons and explosives offences	0.7	1.4	1.7	2.2	1.4	0.4	3.4	1.6	1.3
Property damage and environmental pollution	3.2	3.0	2.6	2.8	2.4	0.9	3.2	1.4	2.7
Public order offences									
Disorderly conduct	4.9	15.7	13.8	6.9	8.4	3.1	3.2	2.6	9.3
Regulated public order offences	0.8	0.8	1.1	0.4	1.1	0.1	5.2	0.2	0.9
Total	5.6	16.5	14.8	7.3	9.5	3.2	8.5	2.8	10.2
Road traffic and motor vehicle regulatory offences	49.6	35.9	36.9	59.2	28.2	77.2	39.8	47.0	44.2
Offences against justice procedures, gov't security and operations									
Breach of domestic violence order	1.8	1.6	3.0	0.4	0.5	0.6	5.0	1.5	1.8
Other(f)	2.5	4.3	6.5	5.8	5.9	3.3	2.1	15.0	4.6
Total	4.3	5.9	9.5	6.1	6.3	3.9	7.2	16.5	6.4
Miscellaneous offences	3.7	4.7	1.4	0.9	2.1	2.7	1.3	2.1	2.7
Total(g)	100.0	100.0	100.0	100.0	100.0	100.0	100.0	100.0	100.0

— nil or rounded to zero (including null cells)

(a) Refers to finalised appearances rather than finalised defendants in the Magistrates' Court, resulting in a possible increase in the population counts (see Explanatory Note 11).

(b) Defendant count contains a small number of non-original matters (see Explanatory Note 55).

(c) Includes Subdivisions 082 and 084 and Group 0813 of the ASOC (refer to Appendix 3).

(d) Includes theft and related offences n.f.d.

(e) Includes Subdivision 109 (other illicit drug offences).

(f) Includes assault police for Queensland (see Explanatory Note 49).

(g) Includes defendants for whom offence data are missing or a principal offence could not be determined.

	NSW(a)	Vic.	Qld	SA	WA	Tas.(b)	NT	ACT	Aust.
PROPORTION (%) (EXCLUDING TRAFFIC) (c)									
Homicide and related offences	0.1	—	—	—	0.1	—	0.2	—	0.1
Acts intended to cause injury	26.6	8.9	6.3	13.4	18.2	22.3	34.6	17.4	15.3
Sexual assault and related offences	0.5	0.5	0.2	0.3	0.2	0.5	0.6	1.0	0.4
Dangerous or negligent acts endangering persons	0.1	0.9	0.3	—	0.6	—	0.6	—	0.4
Abduction and related offences	—	—	—	—	—	—	0.1	—	—
Robbery, extortion and related offences	0.1	0.4	—	—	—	—	0.1	0.5	0.1
Unlawful entry with intent	2.1	4.0	2.9	2.4	3.3	3.7	4.2	2.4	3.0
Theft and related offences									
Theft/illegal use of motor vehicle	1.2	1.7	1.5	1.1	0.9	1.2	1.2	0.9	1.3
Receiving or handling proceeds of crime	3.0	2.5	3.1	2.3	1.3	1.7	0.9	12.3	2.7
Other(d)	7.9	14.2	7.8	13.1	9.1	7.6	4.1	4.4	9.4
Total(e)	12.1	18.4	12.3	16.5	11.2	10.6	6.2	17.6	13.5
Deception and related offences	11.3	5.3	6.7	4.9	5.7	4.5	3.3	4.3	7.3
Illicit drugs									
Import or export illicit drugs	—	—	—	—	—	—	—	—	—
Deal or traffic in illicit drugs	0.9	2.2	0.7	0.7	1.8	1.8	4.0	1.8	1.3
Manufacture or cultivate illicit drugs	1.2	1.7	1.4	6.4	1.5	1.7	0.5	0.9	1.7
Possess and/or use illicit drugs	7.1	4.0	9.9	1.0	8.3	2.9	2.6	4.7	6.8
Total(f)	9.3	7.9	16.3	8.2	12.7	6.4	7.2	7.4	11.2
Weapons and explosives offences	1.5	2.3	3.1	6.2	3.1	1.7	6.1	3.2	2.7
Property damage and environmental pollution	6.9	5.0	4.8	7.8	5.3	4.2	5.8	2.7	5.6
Public order offences									
Disorderly conduct	10.5	26.5	25.1	19.3	18.4	14.2	5.9	5.2	19.4
Regulated public order offences	1.7	1.4	1.9	1.2	2.5	0.6	9.6	0.4	1.9
Total	12.2	28.0	27.0	20.5	20.9	14.8	15.5	5.6	21.3
Offences against justice procedures, gov't security and operations									
Breach of domestic violence order	3.9	2.7	5.5	1.1	1.0	2.7	9.2	3.0	3.7
Other(g)	5.4	7.2	11.9	16.1	12.9	15.5	3.9	30.5	9.7
Total	9.3	9.9	17.4	17.2	13.9	18.2	13.1	33.5	13.4
Miscellaneous offences	7.9	7.9	2.6	2.6	4.7	12.7	2.4	4.3	5.7
Total(h)	100.0	100.0	100.0	100.0	100.0	100.0	100.0	100.0	100.0

— nil or rounded to zero (including null cells)

(a) Refers to finalised appearances rather than finalised defendants in the Magistrates' Court, resulting in a possible increase in the population counts (see Explanatory Note 11).

(b) Defendant count contains a small number of non-original matters (see Explanatory Note 55).

(c) Excludes defendants with a principal offence in ASOC Division 14 (road traffic and motor vehicle regulatory offences) or a principal offence in Groups 0410 (dangerous or negligent operation of a vehicle n.f.d.), 0411 (driving under the influence of alcohol or drugs) or 0412 (dangerous or negligent operation (driving) of a vehicle).

(d) Includes Subdivisions 082 and 084 and Group 0813 of the ASOC (refer to Appendix 3).

(e) Includes theft and related offences n.f.d.

(f) Includes Subdivision 109 (other illicit drug offences).

(g) Includes assault police for Queensland (see Explanatory Note 49).

(h) Includes defendants for whom offence data are missing or a principal offence could not be determined.

	DEFENDANTS FINALISED			DEFENDANTS ADJUDICATED		DEFENDANTS PROVEN GUILTY				
	Females		20–24 years age group	Acquitted		Principal offence against person(b)		Principal offence against property(c)		Custody in corrections/community
	no.	%	%	no.	%	no.	%	%	%	
NSW										
1996–97	3 584	7.5	21.1	2 927	15.3	2 479	na	na	na	na
1997–98	3 961	7.9	21.2	3 261	15.0	2 773	na	na	na	na
1998–99	4 186	8.2	20.6	3 331	15.4	2 819	na	na	na	na
1999–00	4 300	9.3	21.3	3 582	12.6	3 132	na	na	na	na
2000–01	3 917	9.0	22.4	3 159	12.7	2 757	na	na	na	na
2001–02	3 654	10.1	24.2	3 167	12.0	2 787	30.6	19.5	74.1	74.1
2002–03	3 204	9.8	22.8	2 908	8.8	2 651	33.5	19.2	73.9	73.9
2003–04	3 456	9.2	24.4	3 138	7.9	2 890	30.4	23.3	75.9	75.9
2004–05	3 356	8.8	22.2	3 016	9.4	2 732	31.0	20.6	75.3	75.3
2005–06	3 371	9.6	22.2	3 090	8.4	2 831	33.2	20.3	73.0	73.0
VIC.										
1996–97	1 631	10.2	17.7	1 510	13.0	1 314	na	na	na	na
1997–98	1 737	9.1	19.8	1 634	11.3	1 449	na	na	na	na
1998–99	1 977	10.3	18.9	1 777	11.1	1 580	na	na	na	na
1999–00	2 277	12.2	18.7	2 111	10.0	1 900	na	na	na	na
2000–01	2 147	11.4	20.2	2 074	8.1	1 905	na	na	na	na
2001–02	1 993	12.9	22.3	1 895	7.4	1 754	36.6	17.4	59.4	59.4
2002–03	2 078	12.2	20.1	1 990	7.7	1 837	36.2	21.8	54.3	54.3
2003–04	2 548	11.9	19.7	2 426	7.6	2 242	36.0	21.3	54.7	54.7
2004–05	2 425	12.1	17.8	2 307	9.5	2 087	42.0	20.7	55.6	55.6
2005–06	2 303	11.6	19.3	2 212	9.4	2 005	38.1	18.5	56.0	56.0
QLD										
1996–97	6 264	14.5	19.3	5 507	6.1	5 172	na	na	na	na
1997–98	6 477	13.8	21.0	5 477	5.8	5 160	na	na	na	na
1998–99	7 595	14.9	20.7	6 364	6.2	5 968	na	na	na	na
1999–00	7 379	14.1	21.6	6 133	6.4	5 740	na	na	na	na
2000–01	6 932	15.8	19.6	5 643	5.6	5 329	na	na	na	na
2001–02	7 230	14.3	19.9	6 065	4.6	5 787	41.9	37.0	44.2	44.2
2002–03	6 630	14.8	22.6	5 515	4.4	5 272	43.3	37.6	48.8	48.8
2003–04	6 863	16.6	22.6	5 564	4.7	5 305	43.0	35.6	50.7	50.7
2004–05	r6 546	r14.6	r21.1	r5 398	r5.7	r5 091	r45.2	r29.4	r58.6	r58.6
2005–06	6 118	15.6	21.6	5 013	4.7	4 778	49.6	24.9	54.1	54.1

na not available

r revised

(a) Includes defendants finalised by a bench warrant issued for the reference periods 1996–97 to 2001–02.

(b) For definitions see Glossary, Principal offence against person.

(c) For definitions see Glossary, Principal offence against property.

	DEFENDANTS FINALISED			DEFENDANTS ADJUDICATED		DEFENDANTS PROVEN GUILTY				
	no.	Females	20-24 years age group	no.	Acquitted	no.	Principal offence against person(b)	Principal offence against property(c)	Custody in corrections/community	
		%	%		%		%	%	%	%
SA										
1996-97	1 299	10.3	21.2	978	12.3	858	na	na	na	na
1997-98	1 004	9.0	22.3	783	10.9	698	na	na	na	na
1998-99	943	12.3	19.6	730	13.2	634	na	na	na	na
1999-00	936	12.5	20.4	692	10.7	618	na	na	na	na
2000-01	928	12.1	20.7	654	10.6	585	na	na	na	na
2001-02	1 131	13.5	19.9	802	7.6	741	28.1	17.7	47.9	47.9
2002-03	821	11.3	19.7	612	8.0	563	33.9	20.2	44.2	44.2
2003-04	869	11.7	18.8	675	9.5	611	29.6	19.3	48.9	48.9
2004-05	941	11.6	18.5	745	9.0	678	28.5	19.9	43.5	43.5
2005-06	989	13.1	19.8	760	11.7	671	33.5	17.3	45.6	45.6
WA										
1996-97	2 228	10.9	25.2	2 031	10.1	1 825	na	na	na	na
1997-98	2 718	10.6	25.6	2 164	11.1	1 924	na	na	na	na
1998-99	2 893	12.1	29.5	2 530	9.6	2 286	na	na	na	na
1999-00	3 113	11.9	25.6	2 672	8.7	2 439	na	na	na	na
2000-01	3 055	12.0	27.0	2 631	10.1	2 365	na	na	na	na
2001-02	3 070	11.2	26.7	2 585	9.3	2 345	22.8	45.0	50.5	50.5
2002-03	2 885	11.1	26.1	2 616	8.1	2 404	24.3	43.5	49.9	49.9
2003-04	2 667	12.7	26.2	2 456	9.1	2 232	24.2	47.0	67.8	67.8
2004-05	2 695	10.8	22.3	2 430	12.6	2 125	29.6	33.1	68.1	68.1
2005-06	2 510	8.5	22.3	2 216	16.5	1 850	33.2	26.9	70.5	70.5
TAS.										
1996-97	322	12.4	28.9	276	6.5	258	na	na	na	na
1997-98	337	12.2	26.7	280	8.9	255	na	na	na	na
1998-99	611	8.3	26.7	508	4.9	483	na	na	na	na
1999-00	749	10.8	29.1	597	5.5	564	na	na	na	na
2000-01	441	8.8	28.1	359	8.9	327	na	na	na	na
2001-02	486	11.9	30.0	353	8.2	324	34.9	33.0	62.3	62.3
2002-03	605	13.4	30.7	485	7.8	447	38.7	37.8	59.5	59.5
2003-04	537	11.2	25.1	427	9.6	386	36.3	36.5	54.4	54.4
2004-05	526	12.4	26.2	426	9.9	384	35.7	31.8	48.4	48.4
2005-06	536	14.2	22.8	438	11.0	390	47.9	19.5	52.8	52.8

na not available

(a) Includes defendants finalised by a bench warrant issued for the reference periods 1996-97 to 2001-02.

(b) For definitions see Glossary, Principal offence against person.

(c) For definitions see Glossary, Principal offence against property.

	DEFENDANTS FINALISED			DEFENDANTS ADJUDICATED		DEFENDANTS PROVEN GUILTY				
	no.	Females	20-24 years age group	no.	Acquitted	no.	Principal offence against person(b)	Principal offence against property(c)	Custody in corrections/community	
		%	%		%		%	%		%
NT										
1996-97	206	6.8	24.8	187	9.6	169	na	na	na	
1997-98	311	7.7	18.6	236	12.3	207	na	na	na	
1998-99	288	6.6	21.5	235	9.8	212	na	na	na	
1999-00	268	7.5	21.3	216	8.8	197	na	na	na	
2000-01	404	5.2	20.0	331	4.8	315	na	na	na	
2001-02	262	9.9	18.3	241	4.1	231	33.8	13.9	78.8	
2002-03	256	9.4	18.0	226	10.2	203	52.7	12.8	74.4	
2003-04	256	7.4	23.4	234	9.0	213	60.6	15.0	84.5	
2004-05	r331	r6.0	r20.5	r295	r8.8	r269	r49.1	r14.9	r72.9	
2005-06	326	11.7	15.6	295	8.1	271	59.8	11.4	71.6	
ACT										
1996-97	150	16.0	18.7	122	9.0	111	na	na	na	
1997-98	138	14.5	23.2	112	16.1	94	na	na	na	
1998-99	161	8.7	26.7	133	11.3	118	na	na	na	
1999-00	190	19.5	23.2	140	9.3	127	na	na	na	
2000-01	205	13.2	19.0	155	10.3	139	na	na	na	
2001-02	171	15.2	21.6	121	14.0	104	26.9	42.3	50.0	
2002-03	164	10.4	26.2	112	13.4	97	30.9	28.9	38.1	
2003-04	119	16.0	24.4	83	14.5	71	42.3	32.4	60.6	
2004-05	144	16.0	22.2	122	18.0	100	34.0	39.0	44.0	
2005-06	166	10.2	26.5	139	15.1	118	33.1	32.2	32.2	
AUST.										
1996-97	15 684	11.4	20.8	13 538	10.0	12 186	na	na	na	
1997-98	16 683	11.0	21.9	13 947	9.9	12 560	na	na	na	
1998-99	18 654	11.9	22.0	15 608	9.7	14 100	na	na	na	
1999-00	19 212	12.2	22.1	16 143	8.8	14 717	na	na	na	
2000-01	18 029	12.5	21.8	15 006	8.6	13 722	na	na	na	
2001-02	17 997	12.6	22.4	15 229	7.6	14 073	34.7	31.0	54.3	
2002-03	16 643	12.5	23.1	14 464	6.8	13 474	36.5	31.7	55.2	
2003-04	17 315	13.3	23.0	15 003	7.0	13 950	35.7	31.5	59.9	
2004-05	r16 964	r12.1	r21.1	r14 739	r8.6	r13 466	r38.2	r26.2	r62.2	
2005-06	16 319	12.4	21.4	14 163	8.8	12 914	41.1	22.4	60.6	

na not available

r revised

(a) Includes defendants finalised by a bench warrant issued for the reference periods 1996-97 to 2001-02.

(b) For definitions see Glossary, Principal offence against person.

(c) For definitions see Glossary, Principal offence against property.

EXPLANATORY NOTES

INTRODUCTION

1 This publication presents information relating to the criminal jurisdiction of the Higher (Supreme and Intermediate) and Magistrates' Courts in each state and territory and the Children's Courts for all states and territories except New South Wales (NSW). The criminal jurisdiction of the courts includes the trial and sentencing of persons and organisations charged with criminal offences. This information is sourced from the national Criminal Courts collection produced by the Australian Bureau of Statistics (ABS) with the cooperation of the states and territories.

2 The aim of the Criminal Courts collection is to provide comparable statistics for the states and territories and for Australia on the characteristics of defendants dealt with by the Criminal Courts. This includes information on the offences and sentences associated with those defendants. Refer to paragraph 45 of the Explanatory Notes for further information.

3 In order to ensure consistency between the states and territories, the statistics have been compiled according to national standards and classifications.

4 Due to differing scope and counting rules the data in this publication may not be comparable to data published in other national and state/territory publications.

5 Given the high degree of conceptual complexity in the operation of the courts systems in Australia, and the variation in the capacity of the states and territories to supply statistical information, this publication presents results from several development stages of this collection. Information relating to criminal cases heard in the Supreme and Intermediate Courts has been available since the mid 1990's. Information about defendants finalised in the Magistrates' Courts and their characteristics, including offences and sentences for defendants who were finalised by adjudication is available from 2003–04 onwards. Information about defendants finalised in the Children's Courts and their characteristics, including offences and sentences for adjudicated defendants is available as experimental data from 2004–05 (Refer Appendix 1).

DATA SOURCE

6 National statistics are derived from data about each defendant provided to the ABS by the state and territory agencies responsible for courts administration. This includes defendants processed in the Higher, Magistrates' and Children's Courts. The ABS receives data directly from these agencies in all states and territories except for Queensland (where data are supplied via the Office of Economic and Statistical Research), and New South Wales (where data are supplied via the Bureau of Crime Statistics and Research).

7 Standardisation of data requires the states and territories to provide data coded according to national classifications and standards. For more information refer to paragraphs 22–23 of the Explanatory Notes.

8 For states and territories, other than Victoria, data on offences and sentences were obtained from the same source that supplied data on defendants. For Victoria, the offence and sentence data for adjudicated defendants in the Higher Courts were derived from two sources. For defendants with offences proven guilty, the offence and sentence information was derived from the Higher Courts sentencing database. These data were matched to the defendant records obtained from the primary source (courts listing system) for Victorian data. There was incomplete coverage of defendants proven guilty in the Victorian Higher Courts sentencing database, and therefore offence details for some defendants were unavailable.

EXPLANATORY NOTES *continued*

SCOPE

Higher Courts

9 The Higher Courts collection includes defendants finalised in the original jurisdiction (see Glossary) of the Supreme and Intermediate Courts in Australia during the reference period 1 July 2005–30 June 2006. Children treated as adults by the courts are included in the collection.

Magistrates' Courts

10 The Magistrates' Courts collection includes defendants finalised in the criminal jurisdiction of the Magistrates' Courts. Children treated as adults by the courts are included in the collection.

11 These data include defendants finalised in the Magistrates' Courts for all states and territories except New South Wales where finalised appearances were provided instead of finalised defendants. Therefore, where charges were finalised at different court appearances in the same case for a defendant in New South Wales, these were counted as finalised defendants at each appearance rather than being aggregated as a single finalised defendant at the latest charge finalisation date.

Children's Courts

12 Data on defendants finalised in the criminal jurisdiction of the Children's Courts are included in this publication. However, due to coverage and other data quality issues they have been labelled as 'experimental' in this issue (see paragraphs 59–60). These data include all defendants finalised in the Children's Courts for all states and territories except New South Wales.

13 Data on defendants finalised in the Children's Courts in New South Wales were not able to be extracted for inclusion in this issue of the publication. Hence, an Australian total is currently unavailable for Children's Courts.

14 In all states and territories, children aged under the age of 10 years cannot be charged with a criminal offence. The maximum age that defendants are considered a child or juvenile is under the age of 18 years in all states and territories, except Queensland. In Queensland defendants are considered adults if aged 17 years and over at the time the offence was committed.

15 One of the main objectives of juvenile justice is to divert young people away from the more formal justice system through diversion schemes and conference programs. Depending on the state/territory, diversionary programs can be initiated by Police and other agencies (pre-court) and/or by the Children's Courts as part of the court process. The availability of programs varies in each state and territory, which may impact on the population and characteristics of defendants included in the Children's Courts. The types of pre-court programs include (but are not limited to): Warnings, Cautions, Police Drug Diversions and Conferencing.

16 There are different juvenile diversionary programs used once a defendant has a case initiated in the courts, depending on the state or territory. The types of court initiated programs available include:

- Victoria – Group Conference, Ropes Program
- Queensland – Youth Justice Conferencing, Illicit Drug Court Diversion Program
- South Australia – Family conferences, Youth CARDS (Court Assessment Referral Drug Scheme)
- Western Australia – Juvenile Justice Teams, Drug Court
- Tasmania – Court Ordered Community Conference
- Australian Capital Territory – Restorative Justice.

17 A number of court programs relate to the transfer of defendants to Drug and other specialist courts (these defendants are finalised in the Children's Courts at the time of transfer), and those court programs where the defendant returns to the Children's Court upon completion of the program. Generally, the latter are grouped into two types of programs, 'pre-adjudication' (initiated prior to hearing the facts of a case) and 'post-adjudication' (initiated once the defendant is found guilty or the defendant has

EXPLANATORY NOTES *continued*

Children's Courts continued

entered a plea of guilty, but prior to sentence). In addition, there are also the court programs where a referral is used as a sentencing outcome. Children's criminal courts data may be impacted to varying degrees depending on whether pre or post adjudicated programs are in place.

Exclusions

18 The Higher, Magistrates' and Children's Courts data exclude cases heard in the criminal jurisdiction of the courts which do not require the adjudication of charges (e.g. bail reviews and applications to amend sentences or penalties). Also excluded are breach of bond cases, appeal cases, tribunal matters and defendants for whom a bench warrant is issued but not executed.

19 The Magistrates' Court data exclude defendants finalised in the Children's Courts, Drug Courts, Electronic Courts, Fine Recovery Units, Family Violence Courts and Indigenous Courts.

REFERENCE PERIOD

20 The statistics in this collection relate to defendants who had criminal cases finalised within the Higher, Magistrates' and Children's Courts during the reference period 1 July 2005–30 June 2006.

COUNTING UNIT

21 The principal counting unit for the Criminal Courts collection is a defendant. A defendant is a person or organisation against whom one or more criminal charges have been laid and which are heard together as the one unit of work by a court at a particular level. It should be noted that the Criminal Courts collection does not enumerate unique persons or organisations. If a person or organisation is a defendant in a number of criminal cases finalised within the courts during the reference period, this person or organisation will be counted more than once within that reference period.

CLASSIFICATIONS

22 The main national classifications used to collect and produce data on defendants in the Criminal Courts are:

- Method of Finalisation (see Appendix 2)
- Australian Standard Offence Classification (ASOC) (refer to paragraphs 24–25 of the Explanatory Notes and Appendix 3)
- National Offence Index (NOI) (refer to paragraphs 26–28 of the Explanatory Notes and Appendix 4)
- Sentence Type (refer to paragraph 44 of the Explanatory Notes and Appendix 5).

23 The classifications provide a framework for classifying criminal court information for statistical purposes, promoting data that are compiled on a consistent basis across states and territories. The classifications allow for different levels of detail to be recorded depending on the level of detail in the source information. Associated with each classification are coding rules which ensure that the counting of information is consistent across states and territories.

Australian Standard Offence Classification (ASOC)

24 The ASOC was developed by the ABS for use in the collection and publication of crime and justice statistics. It provides a uniform national classificatory framework for the compilation and comparison of statistics on offences across Australia.

25 Offence data have been coded to the ASOC on the basis of mappings of state/territory legislative codes undertaken by various agencies within those states and territories. The ABS has not undertaken any systematic checks to assess the quality of the ASOC coding for the charges adjudicated in the Criminal Courts. Amendments to the ASOC codes have only been made in very limited cases where erroneous codes were identified as part of the edit checks applied to the final data.

EXPLANATORY NOTES *continued*

National Offence Index (NOI)

26 The National Offence Index (see Appendix 4) is a ranking of all ASOC Groups and selected supplementary ASOC codes (ASOC Divisions and/or ASOC Subdivisions). This ranking is based on the concept of seriousness, with a ranking of 1 relating to the ASOC code containing the most serious offence. In developing this Index, the ranking of offences was analysed using the 2000–01 Higher Courts data. The results indicated that the Index produced principal offence output that aligned with that produced using the 2000–01 principal offence rules which were based on actual sentences handed down in the Higher Courts in the 2000–01 reference period. In addition, the Index resulted in significant data quality improvements with the proportion of adjudicated defendants for whom a principal offence was unable to be determined reducing from a national average of 17% in 2000–01 to 3% in 2001–02 using the Index.

27 The assumptions and rules underpinning the NOI, in particular defining 'offence seriousness' and the impact of this definition on the ranking of offences, need to be considered when using the principal offence data in this publication. However, it is important to note that these technical issues are only of practical significance where a choice must be made between output categories (see paragraph 28). For example, although some sexual assault and related offences are ranked ahead of illicit drug and related offences, they are unlikely to co-occur. For further information regarding the development of the NOI please refer to Appendix 5 in *Criminal Courts, Australia, 2001–02* (cat. no. 4513.0).

28 The principal offence for each adjudicated defendant (i.e. acquitted or proven guilty) is aggregated and published at the ASOC Division level for selected tables, and at the more detailed ASOC Subdivision or Group level (including the ASOC Group of breach of domestic violence orders) for other tables.

NATIONAL CRIMINAL COURTS DATA DICTIONARY

29 A data dictionary is an agreed set of classifications and standards that is accepted as the authoritative source for a particular area of statistics. The *National Criminal Courts Data Dictionary*, 2005 (4527.0) has been developed by the National Criminal Courts Statistics Unit (NCCSU) of the ABS in collaboration with key stakeholders. It is a reference document which defines national data items and outlines methods for the use of 27 data elements and concepts that underpin the ABS and Council of Australian Governments (COAG) criminal courts collections. The data dictionary relates to the Higher and Magistrates' Criminal Courts. The *National Criminal Courts Data Dictionary* can be accessed in the Statistical References section of the National Statistical Service web site <<http://www.nss.gov.au>>.

COUNTING METHODOLOGY *Method of finalisation*

30 Method of finalisation describes how a criminal charge is concluded by a criminal court level. For the purposes of the Criminal Courts collection, one method of finalisation is applied to each defendant within the Higher, Magistrates' and Children's Courts.

31 Prior to 2002–03, a bench warrant issued was considered a method of finalisation. From the 2002–03 reference period, this is no longer considered a method of finalisation for a defendant in the Higher Courts. This is treated as a continuation of a defendant's case and will impact the duration of a defendant's case i.e. time elapsed from date of initiation to date of finalisation. This aligns with the Magistrates' Courts and Children's Courts collections which do not include a bench warrant issued as a method of finalisation. Once a bench warrant has been executed and the outstanding (and new) charges have been determined, the defendant is regarded as being finalised (by a method of finalisation other than a bench warrant being issued) and is included in data for the relevant reference period in which the defendant is finalised.

32 Defendants who are referred to a Mental Health Review Tribunal (e.g. for determination of fitness for trial) are not considered to be finalised.

EXPLANATORY NOTES *continued*

Transfer between Higher Court levels

33 Defendants who transfer from one Higher Court level to another are considered as initiated only once (in the level they first entered) and finalised only once (from the level they finally left).

Transfer between Magistrates' and Higher Court levels

34 Defendants who transfer from the Magistrates' Court level to the Higher Court level are considered as initiated twice (once in each of these levels) and finalised twice (once in each level). Defendants may have some charges finalised in the Magistrates' Courts whilst other charges are committed to the Higher Courts. A defendant in this situation would be counted in the Magistrates' Courts data and the Higher Courts data.

Transfers between the Children's Courts and the Magistrates' or Higher Courts

35 Defendants who transfer between the Children's Courts and the Magistrates' or Higher Courts are considered to be initiated and finalised in each court level where they appear.

Higher Courts

36 Where a defendant finalised in a Higher Court has multiple charges and these have different methods of finalisation, the defendant method of finalisation code is determined by the following order of precedence:

- defendant deceased
- unfit to plead
- not guilty by reason of mental illness/condition
- guilty finding by court
- charge proven n.f.d.
- guilty plea by defendant
- acquitted by court
- charge unproven n.f.d.
- charge unproven n.e.c.
- transfer from a Higher Court to a Magistrates' Court
- other transfer between court levels n.e.c.
- withdrawn by the prosecution
- other non-adjudicated finalisation n.e.c.
- unknown/not stated.

Magistrates' Courts

37 Where a defendant finalised in a Magistrates' Court has multiple charges and these have different methods of finalisation, the defendant method of finalisation code is determined by the following order of precedence:

- defendant deceased
- unfit to plead
- not guilty by reason of mental illness/condition
- guilty finding by court
- charge proven n.f.d.
- guilty plea by defendant
- guilty ex-parte
- acquitted by court
- charge unproven n.f.d.
- no case to answer at committal
- charge unproven n.e.c.
- committed for trial
- transfer from a Magistrates' Court to a Higher Court n.f.d.
- committed for sentence
- transfer from a Magistrates' Court to a Higher Court n.e.c.
- other transfer between court levels n.e.c.
- withdrawn by the prosecution
- other non-adjudicated finalisation n.e.c.
- unknown/not stated.

EXPLANATORY NOTES *continued*

Children's Courts

38 Where a defendant finalised in a Children's Court has multiple charges and these have different methods of finalisation, the defendant method of finalisation code is determined by the following order of precedence:

- defendant deceased
- unfit to plead
- not guilty by reason of mental illness/condition
- guilty finding by court
- charge proven n.f.d.
- guilty plea by defendant
- guilty ex-parte
- acquitted by court
- charge unproven n.f.d.
- no case to answer at committal
- charge unproven n.e.c.
- committed for trial
- transfer from a Children's Court to a Higher court n.f.d.
- committed for sentence
- transfer from a Children's Court to a Higher court n.e.c.
- transfer from a Children's Court to a Magistrates' Court
- other transfer between court levels n.e.c.
- withdrawn by the prosecution
- other non-adjudicated finalisation n.e.c.
- unknown/not stated.

Merging counting units

39 Where a person or organisation is a defendant in more than one case, and their cases are finalised on the same date, in the same court level and in the same court location, their defendant records will be merged and counted as a single defendant record. This merging rule is used for defendants finalised in the Higher, Magistrates' and Children's Courts.

Principal offence adjudicated

40 Principal offence is only calculated for adjudicated defendants. Charges considered for the purpose of determining the principal offence are only those charges that have an adjudicated method of finalisation (i.e. where the defendant has pleaded guilty or the court has made a decision as to whether or not the defendant is guilty). Thus, charges that have been transferred to another level of court, together with those that are withdrawn or dealt with by some other non-adjudicated method, are not considered for the purposes of determining the principal offence adjudicated.

41 For a defendant who has a method of finalisation of proven guilty (resulting from a guilty verdict, guilty plea or guilty ex-parte), the principal offence is selected from the charge(s) proven guilty (i.e. acquitted charges are not considered). For a defendant who has a method of finalisation of acquitted, the principal offence is selected from the charge(s) acquitted.

42 Where a defendant has a single proven guilty or acquitted charge, the principal offence is the relevant ASOC code (see paragraphs 24–25) associated with the adjudicated charge.

43 Where a defendant has a method of finalisation of proven guilty with multiple charges proven guilty, or where a defendant has a method of finalisation of acquitted with multiple charges acquitted, the principal offence is selected by applying the National Offence Index (see paragraph 26). The principal offence is determined as the adjudicated charge with the highest ranked ASOC Group in the Index. Where the defendant has an adjudicated charge but is unable to receive an Index ranking (due to missing offence information or the offence mapped to an ASOC code that is not included in the Index) the principal offence is coded to 'not able to be determined'.

EXPLANATORY NOTES *continued*

Principal sentence

44 Within this publication, defendants who are proven guilty have sentence information reported against them at the defendant level. This is usually, though not necessarily, the sentence associated with the principal offence. A defendant can receive a single sentence for a single offence proven guilty, a single sentence for multiple offences proven guilty, multiple sentences for multiple offences proven guilty and/or multiple sentences assigned to the one offence proven guilty. Where a defendant has multiple sentences, the principal sentence is selected by applying the hierarchy of the Sentence Type Classification (see Appendix 5).

DATA COMPARABILITY

45 The Criminal Courts collection has been designed to facilitate comparisons over time and across states and territories through the application of common national statistical standards. However, some legislative and processing differences may limit the degree to which the statistics are comparable across the states and territories. Differences may also arise as a result of other factors, including refinements in data quality procedures and modifications in the systems used to obtain and compile the figures.

REVISIONS

46 Queensland and Northern Territory's 2004–05 data have been revised. Caution should be taken when making historical comparisons of these data (see paragraphs 48–52 and 56).

SIGNIFICANT EVENTS

Victoria

47 During 2005–06 the Victorian Department of Justice identified errors in data provided to the ABS in 2004–05, resulting in changes to some national counting rules. These changes caused some minor movements in the principal offence data item in the 2005–06 data and therefore historical comparisons should be made with caution. In particular, abduction and related offences are overcounted in data prior to 2005–06.

Queensland

48 During 2004–05 Queensland's finalised defendant populations for the Children's, Magistrates' and Higher Criminal Courts were undercounted. This small undercount occurred due to an internal business process that resulted in a lag in the verification of finalised defendant records included in data supplied for the ABS publication. Revised 2004–05 data for Queensland has been included in this publication. It is likely that data published prior to 2004–05 for Queensland also contains an undercount. The size of undercount in prior years is unknown. As a result, caution should be taken when making historical comparisons with 2004–05 and 2005–06 data.

49 Due to a change in practice in the recording of court records by police, there has been a change in how 'assault police' and 'resist/hinder police' offences are recorded in the 2004–05 revised and 2005–06 Magistrates' Criminal Court data for Queensland. Where a defendant was adjudicated after February 2005 for either an assault police offence or a resist or hinder police officer offence, the offence level ASOC code for these offences was not able to be separated and, therefore, both these two offences were coded to ASOC group 1522 (resist or hinder police officer or justice official). Assault police should be recorded in ASOC division 2. This has resulted in a slight undercount of defendants with offences coded to ASOC division 2 and a slight overcount in ASOC division 15 for Queensland 2004–05 revised data.

50 During 2005–06, the Queensland Office of Economic Statistics and Research undertook a review of local processes used to compile data for the ABS. As a result, changes were made to some counting rules and local offence code mappings to the ASOC. These changes were applied to Queensland's 2004–05 data resulting in revisions for this period. Historical comparisons should be made with caution, particularly for principal offence.

EXPLANATORY NOTES *continued*

Queensland continued

51 For Queensland Higher Criminal Courts, from July 2004 to February 2005, suspended sentences from Cairns, Townsville, Rockhampton and Brisbane were incorrectly categorised as imprisonment orders leading to imprisonment with determined term being overstated and fully suspended sentences being understated.

52 For Queensland Magistrates' Criminal Courts, prior to January 2005, some suspended sentences were incorrectly categorised as imprisonment orders leading to imprisonment with determined term being overstated and fully suspended sentences being understated.

South Australia

53 For the 2005–06 data, court costs/levies have been excluded as a sentence type for South Australia. Prior to 2005–06, court costs/levies had been incorrectly included as a sentence type. The removal of these has resulted in a decrease in defendants with a principal sentence of 'other monetary orders n.e.c.' and subsequent increases in some other non-custodial sentence categories for South Australia.

Western Australia

54 During 2004, legislative changes were implemented in Western Australia that impacted on the number and types of offences that could be adjudicated in the Magistrates' Court. These changes have resulted in an increase in the number of defendants finalised in the Magistrates' Courts in Western Australia and decreased the number of defendants transferred to the higher courts.

Tasmania

55 During 2005–06, the Tasmanian Department of Justice discovered two discrepancies in the application of national counting rules to their Magistrates' and Children's Court data. Firstly, data prior to 2005–06 contains a slight overcount of finalised defendants for the Magistrates' and Children's Criminal Court. This was corrected for the 2005–06 data. Secondly, the 2005–06 and historical data contain a small number of non-original matters included in the finalised defendant counts.

Northern Territory

56 During the 2005–06 cycle, the Northern Territory Department of Justice identified errors in data provided to the ABS in 2004–05. As a result, changes were made to some counting rules and local offence code mappings to the ASOC. These changes were applied to Northern Territory 2004–05 data resulting in revisions for this period. Historical comparisons should be made with caution.

Australian Capital Territory

57 There is a significant increase in finalised defendants in the Australian Capital Territory Magistrates' Criminal Court 2005–06 data due to two main factors: a large number of old defendant records in the Magistrates' Criminal Court were finalised; and a state election during the reference period resulted in a large number of defendants being adjudicated for failure to vote offences.

CONFIDENTIALITY OF TABULAR DATA

58 Table cells containing small values have been randomly adjusted to avoid releasing confidential information.

EXPERIMENTAL DATA

59 The Children's Criminal Court data included in this issue have not been subjected to the same type of validation processes that are applied to the other data presented in this publication and are therefore labelled as 'experimental'.

60 It is anticipated that New South Wales will provide data for the 2006–07 reference period which will facilitate a national Children's Court dataset for the 2006–07 publication.

EXPLANATORY NOTES *continued*

RELATED PUBLICATIONS

ABS publications

- 61** ABS publications which may be of interest include:
- Australian Social Trends* (cat. no. 4102.0) – issued annually
 - Australian Standard Offence Classification* (cat. no. 1234.0) – irregular
 - Corrective Services, Australia* (cat. no. 4512.0) – issued quarterly
 - Crime and Safety, Australia* (cat. no. 4509.0) – released 26 April 2006
 - Crime and Safety, New South Wales* (cat. no. 4509.1) – irregular
 - General Social Survey: Summary Results, Australia* (cat. no. 4159.0) – irregular
 - Information Paper: Measuring Crime Victimization, Australia: The Impact of Different Collection Methodologies* (cat. no. 4522.0.55.001) – single issue
 - Information Paper: National Information Development Plan for Crime and Justice Statistics 2005* (cat. no. 4520.0) – single issue
 - Measuring Wellbeing: Frameworks for Australian Social Statistics* (cat. no. 4160.0) – irregular
 - Measures of Australia's Progress* (cat. no. 1370.0) – issued annually
 - National Criminal Courts Data Dictionary* (cat. no. 4527.0) – released 28 October 2005
 - Personal Safety Survey* (cat. no. 4906.0) – released 21 August 2006
 - Prisoners in Australia* (cat. no. 4517.0) – issued annually
 - Recorded Crime - Victims, Australia* (cat. no. 4510.0) – issued annually
 - Year Book Australia* (cat. no. 1301.0) – issued annually

62 Current publications and other products released by the ABS are listed in the *Catalogue of Publications and Products* (cat. no. 1101.0). The Catalogue is available from the ABS web site <<http://www.abs.gov.au>>. The ABS also issues a daily Release Advice on the web site which details products to be released in the week ahead. The National Centre for Crime and Justice Statistics releases a biannual newsletter that is published on the ABS web site. The Centre can be contacted by email through <crime.justice@abs.gov.au>.

Non-ABS publications

- 63** Non-ABS sources of criminal court statistics which may be of interest include:
- Australian Capital Territory Department of Justice and Community Safety, *Annual Report*
 - Australian Institute of Criminology, *List of Publications* <<http://www.aic.gov.au>>
 - Chief Justice of Western Australia, *Annual Review of Western Australian Courts*
 - Crime Research Centre, University of Western Australia, *Crime and Justice Statistics for Western Australia*
 - Children's Court of Queensland, *Annual Report*
 - Children's Court of Victoria, *Annual Report*
 - County Court of Victoria, *Annual Report*
 - Department of Justice, Northern Territory, *Annual Report*
 - Department of Justice, Victoria, *Annual Report*
 - Department of the Attorney General, Western Australia, *Annual Report*
 - Department of Justice and Attorney-General, Queensland, *Annual Report*
 - Department of Justice and Industrial Relations, Tasmania, *Department of Justice Annual Report*
 - Director of Public Prosecutions, *Annual Report*, all State, Territory and Commonwealth Offices of the Director of Public Prosecutions
 - District Court of Queensland, *Annual Report*
 - District Court of Western Australia, *Annual Report*
 - Local Court of New South Wales, *Annual Review*
 - Magistrates' Court, Tasmania, *Annual Report*
 - Magistrates' Court of Queensland, *Annual Report*
 - Magistrates' Court of Victoria, *Annual Report*

EXPLANATORY NOTES *continued*

Non-ABS publications continued

NSW Bureau of Crime Statistics and Research, *New South Wales Criminal Courts Statistics*
Office of Crime Statistics and Research, South Australia, *Crime and Justice in South Australia Adult Courts and Corrections*
Office of Crime Statistics and Research, South Australia, *Crime and Justice in South Australia Juvenile Justice*
Office of Crime Statistics and Research, South Australia, *Juvenile Justice in South Australia: A 2004 Update*
Office of Economic and Statistical Research, *Crime and Justice Statistics Queensland*
Steering Committee for the Review of Government Service Provision, *Report on Government Services*
South Australia Courts Administration Authority, *Annual Report*
Supreme Court of Queensland, *Annual Report*
Supreme Court of Victoria, *Annual Report*
Supreme Court of Tasmania, *Annual Report*
Victoria Police, *Crime Statistics*

ABBREVIATIONS

ABS Australian Bureau of Statistics
ACT Australian Capital Territory
ASOC Australian Standard Offence Classification
Aust. Australia
n.e.c. not elsewhere classified
n.f.d. not further defined
NCCSU National Criminal Courts Statistics Unit
NOI National Offence Index
NSW New South Wales
NT Northern Territory
Qld Queensland
SA South Australia
Tas. Tasmania
Vic. Victoria
WA Western Australia

APPENDIX 1 EXPERIMENTAL CHILDREN'S COURTS DATA

INTRODUCTION

This appendix presents eight tables containing experimental data for Children's Criminal Courts:

- Table A1 Summary characteristics of defendants, States and territories
- Table A2 Defendants adjudicated, Principal offence by states and territories
- Table A3 Defendants adjudicated, Sex and selected principal offence by states and territories
- Table A4 Defendants adjudicated, Sex and age by states and territories
- Table A5 Defendants proven guilty, Sex and principal sentence by states and territories
- Table A6 Defendants proven guilty, Principal sentence and age by states and territories
- Table A7 Defendants proven guilty, Selected principal offence and principal sentence by states and territories
- Table A8 Defendants finalised, Method of finalisation and states and territories by duration

Due to differing scope and counting rules, the Children's Courts data in this publication may not be comparable to Children's Courts data published in other national and state/territory publications.

Changes in this issue

A number of changes have been made to the experimental Children's Courts data from the 2004-05 issue. For the first time, data on the characteristics of defendants finalised in the Australian Capital Territory are included in this publication. Also, data from the Children's Court of Queensland (a specialist jurisdiction of the Children's Court) are now included for Queensland.

In the Victorian Children's Court the maximum age that defendants are considered a child or juvenile increased from under the age of 17 years to under the age of 18 years, from July 2005. Victoria now aligns with all states and territories, except Queensland. In Queensland defendants are considered adults if aged 17 years and over at the time the offence was committed.

CHILDREN'S COURTS – SCOPE OF FINALISATIONS

Children's Courts data include defendants finalised in all states and territories except New South Wales. Data on defendants finalised in the Children's Courts in New South Wales were not available for inclusion in this issue of the publication. Hence, an Australian total for the Children's Courts data is not available.

Caution should be taken regarding any analyses based on these data. Further development work will be undertaken in conjunction with each state and territory in order to address and improve quality and coverage issues of the Children's Courts statistics.

One of the main objectives of juvenile justice is to divert young people away from the more formal justice system through diversion schemes and conference programs. Pre-court programs are those initiated by police or other non-court agencies. These programs aim to divert juvenile offenders away from the courts by way of warnings, cautions (both informal and formal), conferences (i.e. community, diversionary, family etc.), and other programs (e.g. drug assessment/treatment).

The Children's Courts can also initiate diversionary programs as part of the court process. A number of court programs relate to the transfer of defendants to Drug and other specialist courts (these defendants are finalised in the Children's Courts at the time of transfer), and those court programs where the defendant returns to the Children's Court upon completion of the program. In addition, there are also the court programs where a referral is used as a sentencing outcome.

APPENDIX 1 EXPERIMENTAL CHILDREN'S COURTS DATA *continued*

CHILDREN'S COURTS – SCOPE OF FINALISATIONS *continued*

There are many differences between the availability of programs in each state and territory, which may impact on the population and characteristics of defendants included in the Children's Courts. Therefore, caution should be taken when making comparisons between states and territories.

For further detail on the diversionary programs available in each state and territory, please see Explanatory Notes paragraphs 15–17.

DEFENDANTS FINALISED

More males were finalised in the Children's Courts than females. The highest proportions of females were in Victoria (25%), Queensland and Tasmania (both 21%). The highest proportions of males were in the Northern Territory (86%) and South Australia (85%).

Most finalised defendants were proven guilty in all states and territories.

ADJUDICATED DEFENDANTS

Principal offence

Six principal offence categories accounted for the majority of adjudicated defendants who appeared in the Children's Courts in 2005–06. These were Theft and related offences; Road traffic and motor vehicle regulatory offences; Unlawful entry with intent; Public order offences; Acts intended to cause injury; and Deception and related offences.

Age and sex

The most prevalent principal offence for which both male and female defendants were adjudicated was Theft and related offences. Proportionally, more males had a principal offence of Unlawful entry with intent than females while more females had a principal offence of Theft and related offences than males.

More than one third of both males and females adjudicated in South Australia had a principal offence of Road traffic and motor vehicle regulatory offences. In Queensland and Victoria the proportion of adjudications for this offence was nearly twice as high for males than females, while in Western Australia, Tasmania and the Northern Territory there were proportionately more females than males. With the exception of Tasmania, all states and territories had a higher proportion of females adjudicated with a principal offence of Acts intended to cause injury compared with males.

The proportions of defendants adjudicated in the Children's Courts were similar for males and females across age groups. More than half of the defendants were aged 16 and 17 years for both males and females. In Queensland, persons aged 17 and above at the time of committing an offence are treated as adults by the courts, and were consequently not included in the Children's Court collection. The greatest proportion of adjudicated defendants were aged 17 years at finalisation (between 29% and 38%), except in Queensland where a greater proportion of adjudicated defendants were aged 16 years (34%).

DEFENDANTS PROVEN GUILTY

Principal sentence

The majority of defendants proven guilty in the Children's Courts received a non-custodial principal sentence, however the type of non-custodial principal sentence varied across the states and territories. Monetary orders were the most prevalent in Victoria and South Australia; Community supervision/work orders in Queensland, Western Australia and Tasmania; and Good behaviour bonds in the Northern Territory and Australian Capital Territory.

Principal sentence is usually, though not necessarily, the sentence associated with the principal offence. Defendants proven guilty with principal offence of Road traffic and motor vehicle regulatory offences were more likely to receive a Monetary order as their principal sentence. While defendants with a principal offence of Unlawful entry with intent or Acts intended to cause injury had a higher proportion of Community supervision/work orders as their principal sentence.

APPENDIX 1 EXPERIMENTAL CHILDREN'S COURTS DATA *continued*

Age and sex

For those states and territories included in the collection, the largest proportional differences in principal sentence for male and female defendants proven guilty were for Community supervision/work orders and Good behaviour/recognisance orders. Males were more likely than females to receive a principal sentence of Community supervision/work orders and Custody in corrections/community. Females were more likely than males to receive a principal sentence of Good behaviour/recognisance orders and Nominal penalties.

Those defendants proven guilty aged 17 years and over were most likely to receive a principal sentence of a Monetary order, whilst those aged 16 and under were most likely to receive a Community supervision/work order or Other non-custodial order.

DURATION FROM INITIATION
TO FINALISATION

The nature of the charges presented to the court, together with the process required to deal with the charges (which is affected by type of plea), impact on the time required for a court to finalise a case. In general, a trial will require more court time than a case where the defendant initially pleads guilty. The complexity of the case, often associated with the type of offence(s) being heard, also impacts on the time required to finalise a case.

Most defendants were finalised in the Children's Court in less than 6 weeks.

APPENDIX 1 EXPERIMENTAL CHILDREN'S COURTS DATA *continued*

A1 SUMMARY CHARACTERISTICS OF DEFENDANTS, States and territories

	NSW	Vic.	Qld	SA	WA	Tas.	NT	ACT	Aust.
NUMBER									
Defendants finalised									
Males	na	5 439	5 385	2 431	5 129	714	516	333	na
Females	na	1 822	1 421	434	1 160	185	84	85	na
Non-adjudicated outcomes									
Withdrawn by prosecution	na	955	542	533	286	40	68	102	na
Other(a)	na	9	381	134	1 284	12	10	8	na
Total	na	964	923	667	1 570	52	78	110	na
Adjudicated outcomes									
Acquitted	na	295	125	6	87	141	95	56	na
Proven guilty	na	6 002	5 765	2 192	4 654	707	427	252	na
Total	na	6 297	5 890	2 198	4 741	848	522	308	na
Total defendants finalised(b)	na	7 261	6 813	2 865	6 311	900	600	418	na
Proven guilty outcomes									
Custodial orders	na	470	277	103	256	137	125	20	na
Non-custodial orders	na	5 477	5 488	2 089	4 398	570	302	232	na
Total(c)	na	6 002	5 765	2 192	4 654	707	427	252	na
PROPORTION (%)									
Defendants finalised									
Males	na	74.9	79.0	84.9	81.3	79.3	86.0	79.7	na
Females	na	25.1	20.9	15.1	18.4	20.6	14.0	20.3	na
Non-adjudicated outcomes									
Withdrawn by prosecution	na	13.2	8.0	18.6	4.5	4.4	11.3	24.4	na
Other(a)	na	0.1	5.6	4.7	20.3	1.3	1.7	1.9	na
Total	na	13.3	13.5	23.3	24.9	5.8	13.0	26.3	na
Adjudicated outcomes									
Acquitted	na	4.1	1.8	0.2	1.4	15.7	15.8	13.4	na
Proven guilty	na	82.7	84.6	76.5	73.7	78.6	71.2	60.3	na
Total	na	86.7	86.5	76.7	75.1	94.2	87.0	73.7	na
Total defendants finalised(b)	na	100.0	100.0	100.0	100.0	100.0	100.0	100.0	na
Proven guilty outcomes									
Custodial orders	na	7.8	4.8	4.7	5.5	19.4	29.3	7.9	na
Non-custodial orders	na	91.3	95.2	95.3	94.5	80.6	70.7	92.1	na
Total(c)	na	100.0	100.0	100.0	100.0	100.0	100.0	100.0	na

na not available

(a) Includes defendants transferred to other court levels.

(b) Includes defendants with unknown sex.

(c) Includes defendants for whom a principal sentence is unknown.

APPENDIX 1 EXPERIMENTAL CHILDREN'S COURTS DATA *continued*

A2 DEFENDANTS ADJUDICATED, Principal offence by states and territories

	NSW	Vic.	Qld	SA	WA	Tas.	NT	ACT	Aust.
NUMBER									
Homicide and related offences	na	—	—	—	—	—	—	—	na
Acts intended to cause injury	na	493	499	182	659	186	94	59	na
Sexual assault and related offences	na	61	69	16	55	15	4	3	na
Dangerous or negligent acts endangering persons	na	117	84	216	890	27	30	18	na
Abduction and related offences	na	5	3	—	—	—	—	—	na
Robbery, extortion and related offences	na	130	93	26	136	11	—	18	na
Unlawful entry with intent	na	523	992	151	831	118	151	17	na
Theft and related offences	na	1 312	1 353	271	545	138	64	70	na
Deception and related offences	na	1 355	202	17	46	14	3	8	na
Illicit drug offences	na	63	166	26	168	19	3	3	na
Weapons and explosives offences	na	92	102	62	39	3	24	14	na
Property damage and environmental pollution	na	448	491	205	270	60	34	12	na
Public order offences	na	694	940	148	307	85	27	7	na
Road traffic and motor vehicle regulatory offences	na	629	601	805	557	137	65	56	na
Offences against justice procedures, gov't security and operations(a)	na	134	263	61	166	32	20	8	na
Miscellaneous offences	na	232	33	12	70	3	4	16	na
Total(b)	na	6 296	5 891	2 198	4 739	848	523	309	na
PROPORTION (%)									
Homicide and related offences	na	—	—	—	—	—	—	—	na
Acts intended to cause injury	na	7.8	8.5	8.3	13.9	21.9	18.0	19.1	na
Sexual assault and related offences	na	1.0	1.2	0.7	1.2	1.8	0.8	1.0	na
Dangerous or negligent acts endangering persons	na	1.9	1.4	9.8	18.8	3.2	5.7	5.8	na
Abduction and related offences	na	0.1	0.1	—	—	—	—	—	na
Robbery, extortion and related offences	na	2.1	1.6	1.2	2.9	1.3	—	5.8	na
Unlawful entry with intent	na	8.3	16.8	6.9	17.5	13.9	28.9	5.5	na
Theft and related offences	na	20.8	23.0	12.3	11.5	16.3	12.2	22.7	na
Deception and related offences	na	21.5	3.4	0.8	1.0	1.7	0.6	2.6	na
Illicit drug offences	na	1.0	2.8	1.2	3.5	2.2	0.6	1.0	na
Weapons and explosives offences	na	1.5	1.7	2.8	0.8	0.4	4.6	4.5	na
Property damage and environmental pollution	na	7.1	8.3	9.3	5.7	7.1	6.5	3.9	na
Public order offences	na	11.0	16.0	6.7	6.5	10.0	5.2	2.3	na
Road traffic and motor vehicle regulatory offences	na	10.0	10.2	36.6	11.8	16.2	12.4	18.1	na
Offences against justice procedures, gov't security and operations(a)	na	2.1	4.5	2.8	3.5	3.8	3.8	2.6	na
Miscellaneous offences	na	3.7	0.6	0.5	1.5	0.4	0.8	5.2	na
Total(b)	na	100.0	100.0	100.0	100.0	100.0	100.0	100.0	na

— nil or rounded to zero (including null cells)

na not available

(a) Includes assault police for Queensland (see Explanatory Note 49).

(b) Includes defendants for whom offence data are missing or a principal offence could not be determined.

APPENDIX 1 EXPERIMENTAL CHILDREN'S COURTS DATA *continued*

A3 DEFENDANTS ADJUDICATED, Sex and selected principal offence by states and territories

	NSW	Vic.	Qld	SA	WA	Tas.	NT	ACT	Aust.
NUMBER									
Males									
Acts intended to cause injury	na	364	358	137	482	147	78	46	na
Dangerous or negligent acts endangering persons	na	106	71	192	759	27	26	17	na
Unlawful entry with intent	na	451	888	141	758	104	138	15	na
Theft and related offences	na	964	909	227	414	96	54	51	na
Deception and related offences	na	772	144	15	33	9	—	7	na
Illicit drug offences	na	59	138	24	143	17	—	3	na
Property damage and environmental pollution	na	370	404	183	240	53	29	10	na
Public order offences	na	602	713	117	243	69	21	4	na
Road traffic and motor vehicle regulatory offences	na	549	513	671	419	97	55	48	na
Other(a) (b)	na	516	460	152	388	51	48	46	na
Total(c)	na	4 760	4 598	1 859	3 879	670	449	247	na
Females									
Acts intended to cause injury	na	129	141	45	175	38	16	13	na
Dangerous or negligent acts endangering persons	na	11	13	24	128	—	4	—	na
Unlawful entry with intent	na	72	103	10	68	14	13	—	na
Theft and related offences	na	348	444	44	131	42	10	19	na
Deception and related offences	na	583	57	—	12	5	—	3	na
Illicit drug offences	na	4	28	3	25	3	—	—	na
Property damage and environmental pollution	na	78	87	22	28	7	5	—	na
Public order offences	na	92	224	31	62	16	6	3	na
Road traffic and motor vehicle regulatory offences	na	80	86	134	136	40	10	8	na
Other(a) (b)	na	139	102	25	78	13	5	13	na
Total(c)	na	1 536	1 285	338	843	178	69	59	na
Defendants(d)									
Acts intended to cause injury	na	493	499	182	660	185	94	59	na
Dangerous or negligent acts endangering persons	na	117	84	216	890	27	30	17	na
Unlawful entry with intent	na	523	991	151	831	118	151	15	na
Theft and related offences	na	1 312	1 353	271	545	138	64	70	na
Deception and related offences	na	1 355	201	15	45	14	—	10	na
Illicit drug offences	na	63	166	27	168	20	—	3	na
Property damage and environmental pollution	na	448	491	205	268	60	34	10	na
Public order offences	na	694	940	148	308	85	27	7	na
Road traffic and motor vehicle regulatory offences	na	629	599	805	555	137	65	56	na
Other(a) (b)	na	655	562	177	466	64	53	59	na
Total(c)	na	6 296	5 886	2 197	4 736	848	518	306	na

— nil or rounded to zero (including null cells)

na not available

(a) Includes Divisions 01, 03, 05, 06, 11, 15 & 16 of the ASOC (refer to Appendix 3).

(b) Includes assault police for Queensland (see Explanatory Note 49).

(c) Includes defendants for whom offence data are missing or a principal offence could not be determined.

(d) Includes defendants with unknown sex.

APPENDIX 1 EXPERIMENTAL CHILDREN'S COURTS DATA *continued*

A3 DEFENDANTS ADJUDICATED, Sex and selected principal offence by states and territories *continued*

	NSW	Vic.	Qld	SA	WA	Tas.	NT	ACT	Aust.
PROPORTION (%)									
Males									
Acts intended to cause injury	na	7.6	7.8	7.4	12.4	21.9	17.4	18.6	na
Dangerous or negligent acts endangering persons	na	2.2	1.5	10.3	19.6	4.0	5.8	6.9	na
Unlawful entry with intent	na	9.5	19.3	7.6	19.5	15.5	30.7	6.1	na
Theft and related offences	na	20.3	19.8	12.2	10.7	14.3	12.0	20.6	na
Deception and related offences	na	16.2	3.1	0.8	0.9	1.3	—	2.8	na
Illicit drug offences	na	1.2	3.0	1.3	3.7	2.5	—	1.2	na
Property damage and environmental pollution	na	7.8	8.8	9.8	6.2	7.9	6.5	4.0	na
Public order offences	na	12.6	15.5	6.3	6.3	10.3	4.7	1.6	na
Road traffic and motor vehicle regulatory offences	na	11.5	11.2	36.1	10.8	14.5	12.2	19.4	na
Other(a)(b)	na	10.8	10.0	8.2	10.0	7.6	10.7	18.6	na
Total(c)	na	100.0	100.0	100.0	100.0	100.0	100.0	100.0	na
Females									
Acts intended to cause injury	na	8.4	11.0	13.3	20.8	21.3	23.2	22.0	na
Dangerous or negligent acts endangering persons	na	0.7	1.0	7.1	15.2	—	5.8	—	na
Unlawful entry with intent	na	4.7	8.0	3.0	8.1	7.9	18.8	—	na
Theft and related offences	na	22.7	34.6	13.0	15.5	23.6	14.5	32.2	na
Deception and related offences	na	38.0	4.4	—	1.4	2.8	—	5.1	na
Illicit drug offences	na	0.3	2.2	0.9	3.0	1.7	—	—	na
Property damage and environmental pollution	na	5.1	6.8	6.5	3.3	3.9	7.2	—	na
Public order offences	na	6.0	17.4	9.2	7.4	9.0	8.7	5.1	na
Road traffic and motor vehicle regulatory offences	na	5.2	6.7	39.6	16.1	22.5	14.5	13.6	na
Other(a)(b)	na	9.0	7.9	7.4	9.3	7.3	7.2	22.0	na
Total(c)	na	100.0	100.0	100.0	100.0	100.0	100.0	100.0	na
Defendants(d)									
Acts intended to cause injury	na	7.8	8.5	8.3	13.9	21.8	18.1	19.3	na
Dangerous or negligent acts endangering persons	na	1.9	1.4	9.8	18.8	3.2	5.8	5.6	na
Unlawful entry with intent	na	8.3	16.8	6.9	17.5	13.9	29.2	4.9	na
Theft and related offences	na	20.8	23.0	12.3	11.5	16.3	12.4	22.9	na
Deception and related offences	na	21.5	3.4	0.7	1.0	1.7	—	3.3	na
Illicit drug offences	na	1.0	2.8	1.2	3.5	2.4	—	1.0	na
Property damage and environmental pollution	na	7.1	8.3	9.3	5.7	7.1	6.6	3.3	na
Public order offences	na	11.0	16.0	6.7	6.5	10.0	5.2	2.3	na
Road traffic and motor vehicle regulatory offences	na	10.0	10.2	36.6	11.7	16.2	12.5	18.3	na
Other(a)(b)	na	10.4	9.5	8.1	9.8	7.5	10.2	19.3	na
Total(c)	na	100.0	100.0	100.0	100.0	100.0	100.0	100.0	na

— nil or rounded to zero (including null cells)

na not available

(a) Includes Divisions 01, 03, 05, 06, 11, 15 & 16 of the ASOC (refer to Appendix 3).

(b) Includes assault police for Queensland (see Explanatory Note 49).

(c) Includes defendants for whom offence data are missing or a principal offence could not be determined.

(d) Includes defendants with unknown sex.

APPENDIX 1 EXPERIMENTAL CHILDREN'S COURTS DATA *continued*

A4 DEFENDANTS ADJUDICATED, Sex and age by states and territories

	NSW	Vic.	Qld(a)	SA	WA	Tas.	NT	ACT	Aust.
NUMBER									
Males									
10–12 years	na	63	217	35	124	17	8	7	na
13 years	na	125	366	65	199	35	23	4	na
14 years	na	277	676	110	294	43	46	27	na
15 years	na	630	1 058	171	515	67	70	34	na
16 years	na	1 213	1 584	332	774	126	106	48	na
17 years	na	1 791	599	667	1 482	208	129	85	na
18 years	na	607	59	351	403	135	50	37	na
19 years and over	na	54	24	128	86	38	20	4	na
Total(b)	na	4 760	4 598	1 859	3 877	672	452	246	na
Females									
10–12 years	na	4	34	—	13	3	—	—	na
13 years	na	30	115	11	49	3	3	—	na
14 years	na	125	267	32	98	14	7	3	na
15 years	na	241	335	34	122	34	13	7	na
16 years	na	440	401	51	180	37	12	24	na
17 years	na	581	122	122	294	39	20	18	na
18 years	na	108	6	78	76	36	7	10	na
19 years and over	na	7	4	10	10	12	8	—	na
Total(b)	na	1 536	1 287	338	842	178	70	62	na
Defendants(c)									
10–12 years	na	67	251	35	137	20	8	7	na
13 years	na	155	481	76	251	38	26	4	na
14 years	na	402	943	142	392	57	53	30	na
15 years	na	871	1 393	205	640	101	83	41	na
16 years	na	1 653	1 989	383	957	163	118	72	na
17 years	na	2 372	724	789	1 787	247	149	103	na
18 years	na	715	65	429	482	171	57	47	na
19 years and over	na	61	28	138	96	50	28	4	na
Total(b)	na	6 296	5 892	2 197	4 745	850	522	308	na

— nil or rounded to zero (including null cells)

na not available

(a) Defendants are considered adults if aged 17 years and over at the time the offence was committed.

(b) Includes defendants with unknown age.

(c) Includes defendants with unknown sex.

APPENDIX 1 EXPERIMENTAL CHILDREN'S COURTS DATA *continued*

A4 DEFENDANTS ADJUDICATED, Sex and age by states and territories *continued*

	NSW	Vic.	Qld(a)	SA	WA	Tas.	NT	ACT	Aust.
PROPORTION (%)									
Males									
10–12 years	na	1.3	4.7	1.9	3.2	2.5	1.8	2.8	na
13 years	na	2.6	8.0	3.5	5.1	5.2	5.1	1.6	na
14 years	na	5.8	14.7	5.9	7.6	6.4	10.2	11.0	na
15 years	na	13.2	23.0	9.2	13.3	10.0	15.5	13.8	na
16 years	na	25.5	34.4	17.9	20.0	18.8	23.5	19.5	na
17 years	na	37.6	13.0	35.9	38.2	31.0	28.5	34.6	na
18 years	na	12.8	1.3	18.9	10.4	20.1	11.1	15.0	na
19 years and over	na	1.1	0.5	6.9	2.2	5.7	4.4	1.6	na
Total(b)	na	100.0	100.0	100.0	100.0	100.0	100.0	100.0	na
Females									
10–12 years	na	0.3	2.6	—	1.5	1.7	—	—	na
13 years	na	2.0	8.9	3.3	5.8	1.7	4.3	—	na
14 years	na	8.1	20.7	9.5	11.6	7.9	10.0	4.8	na
15 years	na	15.7	26.0	10.1	14.5	19.1	18.6	11.3	na
16 years	na	28.6	31.2	15.1	21.4	20.8	17.1	38.7	na
17 years	na	37.8	9.5	36.1	34.9	21.9	28.6	29.0	na
18 years	na	7.0	0.5	23.1	9.0	20.2	10.0	16.1	na
19 years and over	na	0.5	0.3	3.0	1.2	6.7	11.4	—	na
Total(b)	na	100.0	100.0	100.0	100.0	100.0	100.0	100.0	na
Defendants(c)									
10–12 years	na	1.1	4.3	1.6	2.9	2.4	1.5	2.3	na
13 years	na	2.5	8.2	3.5	5.3	4.5	5.0	1.3	na
14 years	na	6.4	16.0	6.5	8.3	6.7	10.2	9.7	na
15 years	na	13.8	23.6	9.3	13.5	11.9	15.9	13.3	na
16 years	na	26.3	33.8	17.4	20.2	19.2	22.6	23.4	na
17 years	na	37.7	12.3	35.9	37.7	29.1	28.5	33.4	na
18 years	na	11.4	1.1	19.5	10.2	20.1	10.9	15.3	na
19 years and over	na	1.0	0.5	6.3	2.0	5.9	5.4	1.3	na
Total(b)	na	100.0	100.0	100.0	100.0	100.0	100.0	100.0	na

— nil or rounded to zero (including null cells)

na not available

(a) Defendants are considered adults if aged 17 years and over at the time the offence was committed.

(b) Includes defendants with unknown age.

(c) Includes defendants with unknown sex.

APPENDIX 1 EXPERIMENTAL CHILDREN'S COURTS DATA *continued*

A5 DEFENDANTS PROVEN GUILTY, Sex and principal sentence by states and territories

	NSW	Vic.	Qld	SA	WA	Tas.	NT	ACT	Aust.
NUMBER									
Males									
Custodial orders									
Custody in corrections/community	na	407	212	36	222	75	107	19	na
Fully suspended sentence	na	—	41	57	21	46	11	—	na
Total	na	407	253	93	243	121	118	19	na
Non-custodial orders									
Community supervision/work orders	na	606	1 825	150	1 492	151	73	38	na
Monetary orders	na	1 866	374	890	1 129	122	76	54	na
Other non-custodial orders									
Good behaviour bond/recognition orders	na	1 493	719	281	492	84	100	74	na
Nominal penalties	na	125	1 308	356	443	74	9	22	na
Total(a)	na	1 618	2 043	720	938	172	109	96	na
Total non-custodial orders	na	4 090	4 242	1 760	3 559	445	258	188	na
Total(b)	na	4 542	4 495	1 853	3 802	566	376	207	na
Females									
Custodial orders									
Custody in corrections/community	na	63	18	3	12	10	7	—	na
Fully suspended sentence	na	—	6	8	—	5	—	—	na
Total	na	63	24	11	12	15	7	—	na
Non-custodial orders									
Community supervision/work orders	na	129	444	15	304	44	8	8	na
Monetary orders	na	775	59	157	225	28	13	11	na
Other non-custodial orders									
Good behaviour bond/recognition orders	na	466	262	68	164	23	21	17	na
Nominal penalties	na	17	470	79	127	27	—	8	na
Total(a)	na	483	736	157	291	53	21	25	na
Total non-custodial orders	na	1 387	1 239	329	820	125	42	44	na
Total(b)	na	1 460	1 263	340	832	140	49	44	na
Defendants(c)									
Custodial orders									
Custody in corrections/community	na	470	230	39	234	85	114	19	na
Fully suspended sentence	na	—	47	65	21	54	11	—	na
Total	na	470	277	104	255	139	125	19	na
Non-custodial orders									
Community supervision/work orders	na	735	2 272	165	1 803	195	81	46	na
Monetary orders	na	2 641	436	1 047	1 361	150	89	65	na
Other non-custodial orders									
Good behaviour bond/recognition orders	na	1 959	981	349	660	107	121	91	na
Nominal penalties	na	142	1 782	435	573	101	9	30	na
Total(a)	na	2 101	2 783	877	1 236	225	130	121	na
Total non-custodial orders	na	5 477	5 491	2 089	4 400	570	300	232	na
Total(b)	na	6 002	5 768	2 193	4 655	709	425	251	na

— nil or rounded to zero (including null cells)

na not available

(a) Includes defendants with a principal sentence of licence disqualification/suspension/amendment and forfeiture of property order.

(b) Includes defendants for whom a principal sentence is unknown.

(c) Includes defendants with unknown sex.

APPENDIX 1 EXPERIMENTAL CHILDREN'S COURTS DATA *continued*

A5 DEFENDANTS PROVEN GUILTY, Sex and principal sentence by states and territories *continued*

	NSW	Vic.	Qld	SA	WA	Tas.	NT	ACT	Aust.
PROPORTION (%)									
Males									
Custodial orders									
Custody in corrections/community	na	9.0	4.7	1.9	5.8	13.3	28.5	9.2	na
Fully suspended sentence	na	—	0.9	3.1	0.6	8.1	2.9	—	na
Total	na	9.0	5.6	5.0	6.4	21.4	31.4	9.2	na
Non-custodial orders									
Community supervision/work orders	na	13.3	40.6	8.1	39.2	26.7	19.4	18.4	na
Monetary orders	na	41.1	8.3	48.0	29.7	21.6	20.2	26.1	na
Other non-custodial orders									
Good behaviour bond/recognition orders	na	32.9	16.0	15.2	12.9	14.8	26.6	35.7	na
Nominal penalties	na	2.8	29.1	19.2	11.7	13.1	2.4	10.6	na
Total(a)	na	35.6	45.5	38.9	24.7	30.4	29.0	46.4	na
Total non-custodial orders	na	90.0	94.4	95.0	93.6	78.6	68.6	90.8	na
Total(b)	na	100.0	100.0	100.0	100.0	100.0	100.0	100.0	na
Females									
Custodial orders									
Custody in corrections/community	na	4.3	1.4	0.9	1.4	7.1	14.3	—	na
Fully suspended sentence	na	—	0.5	2.4	—	3.6	—	—	na
Total	na	4.3	1.9	3.2	1.4	10.7	14.3	—	na
Non-custodial orders									
Community supervision/work orders	na	8.8	35.2	4.4	36.5	31.4	16.3	18.2	na
Monetary orders	na	53.1	4.7	46.2	27.0	20.0	26.5	25.0	na
Other non-custodial orders									
Good behaviour bond/recognition orders	na	31.9	20.7	20.0	19.7	16.4	42.9	38.6	na
Nominal penalties	na	1.2	37.2	23.2	15.3	19.3	—	18.2	na
Total(a)	na	33.1	58.3	46.2	35.0	37.9	42.9	56.8	na
Total non-custodial orders	na	95.0	98.1	96.8	98.6	89.3	85.7	100.0	na
Total(b)	na	100.0	100.0	100.0	100.0	100.0	100.0	100.0	na
Defendants(c)									
Custodial orders									
Custody in corrections/community	na	7.8	4.0	1.8	5.0	12.0	26.8	7.6	na
Fully suspended sentence	na	—	0.8	3.0	0.5	7.6	2.6	—	na
Total	na	7.8	4.8	4.7	5.5	19.6	29.4	7.6	na
Non-custodial orders									
Community supervision/work orders	na	12.2	39.4	7.5	38.7	27.5	19.1	18.3	na
Monetary orders	na	44.0	7.6	47.7	29.2	21.2	20.9	25.9	na
Other non-custodial orders									
Good behaviour bond/recognition orders	na	32.6	17.0	15.9	14.2	15.1	28.5	36.3	na
Nominal penalties	na	2.4	30.9	19.8	12.3	14.2	2.1	12.0	na
Total(a)	na	35.0	48.2	40.0	26.6	31.7	30.6	48.2	na
Total non-custodial orders	na	91.3	95.2	95.3	94.5	80.4	70.6	92.4	na
Total(b)	na	100.0	100.0	100.0	100.0	100.0	100.0	100.0	na

— nil or rounded to zero (including null cells)

na not available

(a) Includes defendants with a principal sentence of licence disqualification/suspension/amendment and forfeiture of property order.

(b) Includes defendants for whom a principal sentence is unknown.

(c) Includes defendants with unknown sex.

APPENDIX 1 EXPERIMENTAL CHILDREN'S COURTS DATA *continued*

A6 DEFENDANTS PROVEN GUILTY, Principal sentence and age by states and territories

	NSW	Vic.	Qld(a)	SA	WA	Tas.	NT	ACT	Aust.
NUMBER									
Custodial orders									
10–12 years	na	—	6	3	3	—	3	—	na
13 years	na	8	14	15	12	7	3	—	na
14 years	na	42	41	8	18	15	4	3	na
15 years	na	71	63	9	37	12	24	3	na
16 years	na	129	87	17	61	23	32	3	na
17 years	na	163	63	26	74	45	39	9	na
18 years	na	54	—	20	35	23	14	3	na
19 years and over	na	3	3	7	16	11	6	—	na
<i>Total</i>	na	470	277	105	256	136	125	21	na
Community supervision/work orders									
10–12 years	na	11	111	—	90	7	—	—	na
13 years	na	43	237	6	167	14	4	3	na
14 years	na	80	406	21	240	17	10	5	na
15 years	na	140	554	29	342	31	15	7	na
16 years	na	203	703	34	394	49	20	14	na
17 years	na	204	220	49	454	44	19	14	na
18 years	na	49	28	20	91	29	11	5	na
19 years and over	na	4	4	5	24	4	—	—	na
<i>Total(b)</i>	na	737	2 270	164	1 805	195	79	48	na
Monetary orders									
10–12 years	na	4	3	4	—	—	—	—	na
13 years	na	14	3	4	3	3	—	—	na
14 years	na	53	13	16	10	—	3	—	na
15 years	na	218	49	31	45	5	5	3	na
16 years	na	718	207	160	205	22	21	13	na
17 years	na	1 296	140	483	834	61	40	29	na
18 years	na	320	7	282	235	54	14	19	na
19 years and over	na	18	8	67	27	7	6	3	na
<i>Total(b)</i>	na	2 641	434	1 047	1 362	152	89	67	na
Other non-custodial orders									
10–12 years	na	41	125	30	40	10	3	—	na
13 years	na	80	218	51	67	8	10	3	na
14 years	na	205	469	97	118	18	21	13	na
15 years	na	393	706	135	203	37	24	23	na
16 years	na	523	954	171	280	47	29	28	na
17 years	na	614	271	230	398	60	30	37	na
18 years	na	224	22	106	103	35	10	15	na
19 years and over	na	21	14	57	23	10	5	—	na
<i>Total(b)</i>	na	2 101	2 784	877	1 235	225	132	119	na
Total									
10–12 years	na	56	245	37	133	17	6	—	na
13 years	na	145	472	76	249	32	17	6	na
14 years	na	383	929	142	386	50	38	21	na
15 years	na	825	1 372	204	627	85	68	36	na
16 years	na	1 578	1 951	382	940	141	102	58	na
17 years	na	2 289	694	788	1 760	210	128	89	na
18 years	na	669	57	428	464	141	49	42	na
19 years and over	na	60	29	136	90	32	17	3	na
<i>Total(b)</i>	na	6 008	5 765	2 193	4 658	708	425	255	na

— nil or rounded to zero (including null cells)
na not available

- (a) Defendants are considered adults if aged 17 years and over at the time the offence was committed.
(b) Includes defendants with unknown age.

APPENDIX 1 EXPERIMENTAL CHILDREN'S COURTS DATA *continued*

A6 DEFENDANTS PROVEN GUILTY, Principal sentence and age by states and territories *continued*

	NSW	Vic.	Qld(a)	SA	WA	Tas.	NT	ACT	Aust.
PROPORTION (%)									
Custodial orders									
10–12 years	na	—	2.2	2.9	1.2	—	2.4	—	na
13 years	na	1.7	5.1	14.3	4.7	5.1	2.4	—	na
14 years	na	8.9	14.8	7.6	7.0	11.0	3.2	14.3	na
15 years	na	15.1	22.7	8.6	14.5	8.8	19.2	14.3	na
16 years	na	27.4	31.4	16.2	23.8	16.9	25.6	14.3	na
17 years	na	34.7	22.7	24.8	28.9	33.1	31.2	42.9	na
18 years	na	11.5	—	19.0	13.7	16.9	11.2	14.3	na
19 years and over	na	0.6	1.1	6.7	6.3	8.1	4.8	—	na
Total	na	100.0	100.0	100.0	100.0	100.0	100.0	100.0	na
Community supervision/work orders									
10–12 years	na	1.5	4.9	—	5.0	3.6	—	—	na
13 years	na	5.8	10.4	3.7	9.3	7.2	5.1	6.3	na
14 years	na	10.9	17.9	12.8	13.3	8.7	12.7	10.4	na
15 years	na	19.0	24.4	17.7	18.9	15.9	19.0	14.6	na
16 years	na	27.5	31.0	20.7	21.8	25.1	25.3	29.2	na
17 years	na	27.7	9.7	29.9	25.2	22.6	24.1	29.2	na
18 years	na	6.6	1.2	12.2	5.0	14.9	13.9	10.4	na
19 years and over	na	0.5	0.2	3.0	1.3	2.1	—	—	na
Total(b)	na	100.0	100.0	100.0	100.0	100.0	100.0	100.0	na
Monetary orders									
10–12 years	na	0.2	0.7	0.4	—	—	—	—	na
13 years	na	0.5	0.7	0.4	0.2	2.0	—	—	na
14 years	na	2.0	3.0	1.5	0.7	—	3.4	—	na
15 years	na	8.3	11.3	3.0	3.3	3.3	5.6	4.5	na
16 years	na	27.2	47.7	15.3	15.1	14.5	23.6	19.4	na
17 years	na	49.1	32.3	46.1	61.2	40.1	44.9	43.3	na
18 years	na	12.1	1.6	26.9	17.3	35.5	15.7	28.4	na
19 years and over	na	0.7	1.8	6.4	2.0	4.6	6.7	4.5	na
Total(b)	na	100.0	100.0	100.0	100.0	100.0	100.0	100.0	na
Other non-custodial orders									
10–12 years	na	2.0	4.5	3.4	3.2	4.4	2.3	—	na
13 years	na	3.8	7.8	5.8	5.4	3.6	7.6	2.5	na
14 years	na	9.8	16.8	11.1	9.6	8.0	15.9	10.9	na
15 years	na	18.7	25.4	15.4	16.4	16.4	18.2	19.3	na
16 years	na	24.9	34.3	19.5	22.7	20.9	22.0	23.5	na
17 years	na	29.2	9.7	26.2	32.2	26.7	22.7	31.1	na
18 years	na	10.7	0.8	12.1	8.3	15.6	7.6	12.6	na
19 years and over	na	1.0	0.5	6.5	1.9	4.4	3.8	—	na
Total(b)	na	100.0	100.0	100.0	100.0	100.0	100.0	100.0	na
Total									
10–12 years	na	0.9	4.2	1.7	2.9	2.4	1.4	—	na
13 years	na	2.4	8.2	3.5	5.3	4.5	4.0	2.4	na
14 years	na	6.4	16.1	6.5	8.3	7.1	8.9	8.2	na
15 years	na	13.7	23.8	9.3	13.5	12.0	16.0	14.1	na
16 years	na	26.3	33.8	17.4	20.2	19.9	24.0	22.7	na
17 years	na	38.1	12.0	35.9	37.8	29.7	30.1	34.9	na
18 years	na	11.1	1.0	19.5	10.0	19.9	11.5	16.5	na
19 years and over	na	1.0	0.5	6.2	1.9	4.5	4.0	1.2	na
Total(b)	na	100.0	100.0	100.0	100.0	100.0	100.0	100.0	na

— nil or rounded to zero (including null cells)

na not available

(a) Defendants are considered adults if aged 17 years and over at the time the offence was committed.

(b) Includes defendants with unknown age.

APPENDIX 1 EXPERIMENTAL CHILDREN'S COURTS DATA *continued*

A7 DEFENDANTS PROVEN GUILTY, Selected principal offence and principal sentence by states and territories

	NSW	Vic.	Qld	SA	WA	Tas.	NT	ACT	Aust.
NUMBER									
Acts intended to cause injury									
Custodial orders	na	81	46	27	54	43	37	4	na
Community supervision/work orders	na	108	308	22	385	60	12	14	na
Monetary orders	na	51	16	19	40	6	5	10	na
Other non-custodial orders	na	241	107	111	163	45	17	18	na
Total(a)	na	484	477	179	642	154	71	46	na
Unlawful entry with intent									
Custodial orders	na	77	111	26	114	44	48	4	na
Community supervision/work orders	na	147	629	16	575	41	35	6	na
Monetary orders	na	75	33	12	25	3	6	3	na
Other non-custodial orders	na	205	204	96	108	19	48	3	na
Total(a)	na	510	977	150	822	107	137	16	na
Theft and related offences									
Custodial orders	na	137	38	17	19	17	12	5	na
Community supervision/work orders	na	216	484	28	264	43	7	11	na
Monetary orders	na	203	67	41	41	10	5	3	na
Other non-custodial orders	na	663	738	183	204	45	20	36	na
Total(a)	na	1 234	1 327	269	528	115	44	55	na
Property damage and environmental pollution									
Custodial orders	na	30	15	3	10	4	5	—	na
Community supervision/work orders	na	66	227	38	107	12	10	3	na
Monetary orders	na	139	26	57	31	9	4	—	na
Other non-custodial orders	na	187	207	109	112	16	6	6	na
Total(a)	na	425	475	207	260	41	25	9	na
Public order offences									
Custodial orders	na	28	4	3	—	4	3	—	na
Community supervision/work orders	na	45	188	26	52	11	6	—	na
Monetary orders	na	270	44	28	71	27	4	—	na
Other non-custodial orders	na	262	688	93	179	35	7	5	na
Total(a)	na	610	924	150	302	77	20	5	na
Road traffic and motor vehicle regulatory offences									
Custodial orders	na	17	—	3	3	3	—	—	na
Community supervision/work orders	na	15	75	19	51	5	4	7	na
Monetary orders	na	368	179	648	332	71	48	29	na
Other non-custodial orders	na	195	346	136	169	33	8	17	na
Total(a)	na	602	600	806	555	112	60	53	na
Other(b)(c)									
Custodial orders	na	100	63	29	56	24	19	7	na
Community supervision/work orders	na	138	359	16	369	23	7	7	na
Monetary orders	na	1 533	69	242	821	25	17	18	na
Other non-custodial orders	na	344	494	149	299	32	26	37	na
Total(a)	na	2 132	985	436	1 545	104	69	69	na
Total(d)									
Custodial orders	na	470	277	108	256	139	124	20	na
Community supervision/work orders	na	735	2 270	165	1 803	195	81	48	na
Monetary orders	na	2 639	434	1 047	1 361	151	89	63	na
Other non-custodial orders	na	2 101	2 784	877	1 234	225	132	122	na
Total(a)	na	6 001	5 765	2 197	4 654	710	426	253	na

— nil or rounded to zero (including null cells)

na not available

(a) Includes defendants for whom a principal sentence is unknown.

(b) Includes Divisions 01, 03–06, 09–11, 15 & 16 of the ASOC (refer to Appendix 3).

(c) Includes assault police for Queensland (see Explanatory Note 49).

(d) Includes defendants for whom offence data are missing or a principal offence could not be determined.

APPENDIX 1 EXPERIMENTAL CHILDREN'S COURTS DATA *continued*

A7 DEFENDANTS PROVEN GUILTY, Selected principal offence and principal sentence by states and territories *continued*

	NSW	Vic.	Qld	SA	WA	Tas.	NT	ACT	Aust.
PROPORTION (%)									
Acts intended to cause injury									
Custodial orders	na	16.7	9.6	15.1	8.4	27.9	52.1	8.7	na
Community supervision/work orders	na	22.3	64.6	12.3	60.0	39.0	16.9	30.4	na
Monetary orders	na	10.5	3.4	10.6	6.2	3.9	7.0	21.7	na
Other non-custodial orders	na	49.8	22.4	62.0	25.4	29.2	23.9	39.1	na
Total(a)	na	100.0	100.0	100.0	100.0	100.0	100.0	100.0	na
Unlawful entry with intent									
Custodial orders	na	15.1	11.4	17.3	13.9	41.1	35.0	25.0	na
Community supervision/work orders	na	28.8	64.4	10.7	70.0	38.3	25.5	37.5	na
Monetary orders	na	14.7	3.4	8.0	3.0	2.8	4.4	18.8	na
Other non-custodial orders	na	40.2	20.9	64.0	13.1	17.8	35.0	18.8	na
Total(a)	na	100.0	100.0	100.0	100.0	100.0	100.0	100.0	na
Theft and related offences									
Custodial orders	na	11.1	2.9	6.3	3.6	14.8	27.3	9.1	na
Community supervision/work orders	na	17.5	36.5	10.4	50.0	37.4	15.9	20.0	na
Monetary orders	na	16.5	5.0	15.2	7.8	8.7	11.4	5.5	na
Other non-custodial orders	na	53.7	55.6	68.0	38.6	39.1	45.5	65.5	na
Total(a)	na	100.0	100.0	100.0	100.0	100.0	100.0	100.0	na
Property damage and environmental pollution									
Custodial orders	na	7.1	3.2	1.4	3.8	9.8	20.0	—	na
Community supervision/work orders	na	15.5	47.8	18.4	41.2	29.3	40.0	33.3	na
Monetary orders	na	32.7	5.5	27.5	11.9	22.0	16.0	—	na
Other non-custodial orders	na	44.0	43.6	52.7	43.1	39.0	24.0	66.7	na
Total(a)	na	100.0	100.0	100.0	100.0	100.0	100.0	100.0	na
Public order offences									
Custodial orders	na	4.6	0.4	2.0	—	5.2	15.0	—	na
Community supervision/work orders	na	7.4	20.3	17.3	17.2	14.3	30.0	—	na
Monetary orders	na	44.3	4.8	18.7	23.5	35.1	20.0	—	na
Other non-custodial orders	na	43.0	74.5	62.0	59.3	45.5	35.0	100.0	na
Total(a)	na	100.0	100.0	100.0	100.0	100.0	100.0	100.0	na
Road traffic and motor vehicle regulatory offences									
Custodial orders	na	2.8	—	0.4	0.5	2.7	—	—	na
Community supervision/work orders	na	2.5	12.5	2.4	9.2	4.5	6.7	13.2	na
Monetary orders	na	61.1	29.8	80.4	59.8	63.4	80.0	54.7	na
Other non-custodial orders	na	32.4	57.7	16.9	30.5	29.5	13.3	32.1	na
Total(a)	na	100.0	100.0	100.0	100.0	100.0	100.0	100.0	na
Other(b)(c)									
Custodial orders	na	4.7	6.4	6.7	3.6	23.1	27.5	10.1	na
Community supervision/work orders	na	6.5	36.4	3.7	23.9	22.1	10.1	10.1	na
Monetary orders	na	71.9	7.0	55.5	53.1	24.0	24.6	26.1	na
Other non-custodial orders	na	16.1	50.2	34.2	19.4	30.8	37.7	53.6	na
Total(a)	na	100.0	100.0	100.0	100.0	100.0	100.0	100.0	na
Total(d)									
Custodial orders	na	7.8	4.8	4.9	5.5	19.6	29.1	7.9	na
Community supervision/work orders	na	12.2	39.4	7.5	38.7	27.5	19.0	19.0	na
Monetary orders	na	44.0	7.5	47.7	29.2	21.3	20.9	24.9	na
Other non-custodial orders	na	35.0	48.3	39.9	26.5	31.7	31.0	48.2	na
Total(a)	na	100.0	100.0	100.0	100.0	100.0	100.0	100.0	na

— nil or rounded to zero (including null cells)

na not available

(a) Includes defendants for whom a principal sentence is unknown.

(b) Includes Divisions 01, 03–06, 09–11, 15 & 16 of the ASOC (refer to Appendix 3).

(c) Includes assault police for Queensland (see Explanatory Note 49).

(d) Includes defendants for whom offence data are missing or a principal offence could not be determined.

APPENDIX 1 EXPERIMENTAL CHILDREN'S COURTS DATA *continued*

A8 DEFENDANTS FINALISED, Method of finalisation and states and territories by duration(a)

	<i>Under 6 weeks</i>	<i>6 & under 13 weeks</i>	<i>13 & under 20 weeks</i>	<i>20 & under 26 weeks</i>	<i>26 & under 52 weeks</i>	<i>52 weeks and over</i>	<i>Total(b)</i>
NUMBER							
Acquitted							
NSW	na	na	na	na	na	na	na
Vic.	167	63	32	13	18	3	296
Qld	39	25	16	12	20	13	125
SA	—	—	—	—	4	—	4
WA	8	14	24	14	23	4	87
Tas.	5	28	14	20	46	28	141
NT	6	14	16	10	32	17	95
ACT	11	15	10	8	11	3	58
<i>Aust.</i>	na	na	na	na	na	na	na
Proven guilty							
NSW	na	na	na	na	na	na	na
Vic.	3 770	1 328	552	167	151	34	6 002
Qld	3 723	997	439	204	291	111	5 765
SA	657	811	291	124	187	122	2 192
WA	2 927	802	429	171	272	53	4 654
Tas.	104	174	121	70	149	88	707
NT	149	90	55	25	67	41	427
ACT	75	60	51	21	36	9	252
<i>Aust.</i>	na	na	na	na	na	na	na
Non-adjudicated(c)							
NSW	na	na	na	na	na	na	na
Vic.	405	255	153	69	71	11	964
Qld	147	222	198	119	182	55	923
SA	104	119	98	94	168	84	667
WA	1 120	176	112	61	78	23	1 570
Tas.	21	9	6	7	8	—	51
NT	8	14	11	9	21	15	78
ACT	30	37	18	12	11	—	108
<i>Aust.</i>	na	na	na	na	na	na	na
Total defendants							
NSW	na	na	na	na	na	na	na
Vic.	4 342	1 646	737	249	240	48	7 262
Qld	3 909	1 244	653	335	493	179	6 813
SA	761	930	389	218	359	206	2 863
WA	4 055	992	565	246	373	80	6 311
Tas.	130	211	141	97	203	116	899
NT	163	118	82	44	120	73	600
ACT	116	112	79	41	58	12	418
<i>Aust.</i>	na	na	na	na	na	na	na

— nil or rounded to zero (including null cells)

na not available

(a) Duration from date of initiation to date of finalisation.

(b) Includes defendants with unknown duration.

(c) Includes defendants with non-adjudicated outcomes (i.e. withdrawn by prosecution), and defendants transferred to other court levels.

APPENDIX 1 EXPERIMENTAL CHILDREN'S COURTS DATA *continued*

A8 DEFENDANTS FINALISED, Method of finalisation and states and territories by duration(a) *continued*

	<i>Under 6 weeks</i>	<i>6 & under 13 weeks</i>	<i>13 & under 20 weeks</i>	<i>20 & under 26 weeks</i>	<i>26 & under 52 weeks</i>	<i>52 weeks and over</i>	<i>Total(b)</i>
PROPORTION (%)							
Acquitted							
NSW	na	na	na	na	na	na	na
Vic.	56.4	21.3	10.8	4.4	6.1	1.0	100.0
Qld	31.2	20.0	12.8	9.6	16.0	10.4	100.0
SA	—	—	—	—	100.0	—	100.0
WA	9.2	16.1	27.6	16.1	26.4	4.6	100.0
Tas.	3.5	19.9	9.9	14.2	32.6	19.9	100.0
NT	6.3	14.7	16.8	10.5	33.7	17.9	100.0
ACT	19.0	25.9	17.2	13.8	19.0	5.2	100.0
<i>Aust.</i>	na	na	na	na	na	na	na
Proven guilty							
NSW	na	na	na	na	na	na	na
Vic.	62.8	22.1	9.2	2.8	2.5	0.6	100.0
Qld	64.6	17.3	7.6	3.5	5.0	1.9	100.0
SA	30.0	37.0	13.3	5.7	8.5	5.6	100.0
WA	62.9	17.2	9.2	3.7	5.8	1.1	100.0
Tas.	14.7	24.6	17.1	9.9	21.1	12.4	100.0
NT	34.9	21.1	12.9	5.9	15.7	9.6	100.0
ACT	29.8	23.8	20.2	8.3	14.3	3.6	100.0
<i>Aust.</i>	na	na	na	na	na	na	na
Non-adjudicated(c)							
NSW	na	na	na	na	na	na	na
Vic.	42.0	26.5	15.9	7.2	7.4	1.1	100.0
Qld	15.9	24.1	21.5	12.9	19.7	6.0	100.0
SA	15.6	17.8	14.7	14.1	25.2	12.6	100.0
WA	71.3	11.2	7.1	3.9	5.0	1.5	100.0
Tas.	41.2	17.6	11.8	13.7	15.7	—	100.0
NT	10.3	17.9	14.1	11.5	26.9	19.2	100.0
ACT	27.8	34.3	16.7	11.1	10.2	—	100.0
<i>Aust.</i>	na	na	na	na	na	na	na
Total defendants							
NSW	na	na	na	na	na	na	na
Vic.	59.8	22.7	10.1	3.4	3.3	0.7	100.0
Qld	57.4	18.3	9.6	4.9	7.2	2.6	100.0
SA	26.6	32.5	13.6	7.6	12.5	7.2	100.0
WA	64.3	15.7	9.0	3.9	5.9	1.3	100.0
Tas.	14.5	23.5	15.7	10.8	22.6	12.9	100.0
NT	27.2	19.7	13.7	7.3	20.0	12.2	100.0
ACT	27.8	26.8	18.9	9.8	13.9	2.9	100.0
<i>Aust.</i>	na	na	na	na	na	na	na

— nil or rounded to zero (including null cells)

na not available

(a) Duration from date of initiation to date of finalisation.

(b) Includes defendants with unknown duration.

(c) Includes defendants with non-adjudicated outcomes (i.e. withdrawn by prosecution), and defendants transferred to other court levels.

APPENDIX 2 METHOD OF FINALISATION CLASSIFICATION

<i>Code</i>	<i>Division/Subdivision/Item</i>
1	Adjudicated finalisation
11	Charge proven
111	Guilty finding by court
112	Guilty plea by defendant
113	Guilty ex-parte
12	Charge unproven
121	Acquitted by court
122	Not guilty by reason of mental illness/condition
123	No case to answer at committal
129	Charge unproven n.e.c.
2	Finalisation by transfer between court levels
21	Transfer from a Magistrates/Children's Court to a Higher Court
211	Committed for trial
212	Committed for sentence
219	Transfer from a Magistrates/Children's Court to a Higher Court n.e.c.
22	Transfer from a Higher Court to a Magistrates' Court
25	Transfer from a Children's Court to a Magistrates' or Higher Court
29	Other transfers between court levels
3	Non-adjudicated finalisation
31	Defendant deceased
33	Unfit to plead
34	Withdrawn by the prosecution
39	Other non-adjudicated finalisation
9	Method of finalisation unknown/not stated

APPENDIX 3 AUSTRALIAN STANDARD OFFENCE CLASSIFICATION

<i>Code</i>	<i>Division/Subdivision</i>
01	Homicide and related offences
011	Murder
012	Conspiracies and attempts to murder
013	Manslaughter and driving causing death
02	Acts intended to cause injury
021	Assault
029	Other acts intended to cause injury
03	Sexual assault and related offences
031	Sexual assault
032	Non-assaultive sexual offences
04	Dangerous or negligent acts endangering persons
041	Dangerous or negligent operations of a vehicle
049	Other dangerous or negligent acts endangering persons
05	Abduction and related offences
051	Abduction and kidnapping
052	Deprivation of liberty/False imprisonment
06	Robbery, extortion and related offences
061	Robbery
062	Blackmail and extortion
07	Unlawful entry with intent/Burglary, break and enter
071	Unlawful entry with intent/Burglary, break and enter
08	Theft and related offences
081	Motor vehicle theft and related offences
082	Theft (except motor vehicles)
083	Receiving or handling proceeds of crime
084	Illegal use of property (except motor vehicles)
09	Deception and related offences
091	Fraud, forgery or false financial instruments
092	Counterfeiting currency and related offences
093	Dishonest conversion
094	Bribery
099	Other deception offences
10	Illicit drug offences
101	Import or export illicit drugs
102	Deal or traffic in illicit drugs
103	Manufacture or cultivate illicit drugs
104	Possess and/or use illicit drugs
109	Other illicit drug offences
11	Weapons and explosive offences
111	Prohibited weapons/Explosives offences
112	Regulated weapons/Explosives offences
12	Property damage and environmental pollution
121	Property damage
122	Environmental pollution
13	Public order offences
131	Disorderly conduct
132	Regulated public order offences
14	Road traffic and motor vehicle regulatory offences
141	Driving licence offences
142	Road vehicle registration and road worthiness offences
143	Regulatory driving offences
144	Pedestrian offences
15	Offences against justice procedures, government security and government operations
151	Breach of justice order
152	Other offences against justice procedures
153	Offences against government security
154	Offences against government operations
16	Miscellaneous offences
161	Harassment and related offences
162	Public health and safety offences
163	Commercial/Industry/Financial regulation
169	Other miscellaneous offences

APPENDIX 4 NATIONAL OFFENCE INDEX

Index ASOC

1	0111	Murder
2	0110	Murder
3	0122	Attempted murder
4	0121	Conspiracy to murder
5	0120	Conspiracies and attempts to murder
6	0131	Manslaughter
7	0130	Manslaughter and driving causing death
8	0132	Driving causing death
9	0100	Homicide and related offences
10	0311	Aggravated sexual assault
11	0321	Non-assaultive sexual offences against a child
12	0312	Non-aggravated sexual assault
13	0329	Non-assaultive sexual offences, n.e.c.
14	0300	Sexual assault and related offences
15	1011	Import illicit drugs
16	1012	Export illicit drugs
17	1010	Import or export illicit drugs
18	1021	Deal or traffic in illicit drugs - commercial quantity
19	1022	Deal or traffic in illicit drugs - non-commercial quantity
20	1020	Deal or traffic in illicit drugs
21	1031	Manufacture or cultivate illicit drugs
22	1030	Manufacture or cultivate illicit drugs
23	0611	Aggravated robbery
24	0211	Aggravated assault
25	0511	Abduction and kidnapping
26	0510	Abduction and kidnapping
27	0521	Deprivation of liberty/false imprisonment
28	0520	Deprivation of liberty/false imprisonment
29	0500	Abduction and related offences
30	0212	Non-aggravated assault
31	0290	Other acts intended to cause injury
32	0299	Acts intended to cause injury, n.e.c.
33	0491	Neglect of person under care
34	0490	Other dangerous or negligent acts endangering persons
35	0499	Other dangerous or negligent acts endangering persons, n.e.c.
36	0612	Non-aggravated robbery
37	0621	Blackmail and extortion
38	0620	Blackmail and extortion
39	1611	Harassment and private nuisance
40	1613	Threatening behaviour
41	1695	Procure or commit illegal abortion
42	1211	Property damage by fire or explosion
43	1539	Offences against government security, n.e.c.
44	1111	Import or export prohibited weapons/explosives
45	1112	Sell, possess and/or use prohibited weapons/explosives
46	1110	Prohibited weapons/explosives offences
47	1119	Prohibited weapons/explosives offences, n.e.c.
48	1121	Unlawfully obtain or possess regulated weapons/explosives
49	1122	Misuse of regulated weapons/explosives
50	1123	Deal or traffic regulated weapons/explosives offences
51	1120	Regulated weapons/explosives offences
52	1129	Regulated weapons/explosives offences, n.e.c.
53	1100	Weapons and explosives offences
54	0921	Counterfeiting currency and related offences
55	0920	Counterfeiting currency and related offences
56	0941	Bribery involving government officials
57	1315	Conspiracy
58	1521	Subvert the course of justice
59	0711	Unlawful entry with intent/burglary, break and enter
60	0710	Unlawful entry with intent/burglary, break and enter

APPENDIX 4 NATIONAL OFFENCE INDEX *continued*

61	0700	Unlawful entry with intent/burglary, break and enter
62	0911	Cheque or credit card fraud
63	0912	Make, use or possess equipment to make false/illegal financial instrument
64	0913	Fraudulent trade practices
65	0914	Prescription drug fraud
66	0915	Fare evasion
67	0910	Fraud, forgery or false financial instruments
68	0919	Fraud, n.e.c.
69	0931	Dishonest conversion
70	0930	Dishonest conversion
71	0991	Misrepresentation of professional status
72	0999	Deception offences, n.e.c.
73	0949	Bribery, n.e.c.
74	0992	Non-fraudulent trade practices
75	0811	Theft of a motor vehicle
76	0812	Illegal use of a motor vehicle
77	0821	Theft from a person (excluding by force)
78	0813	Theft of motor vehicle parts or contents
79	0822	Theft of intellectual property
80	0829	Theft (except motor vehicles), n.e.c.
81	0831	Receiving or handling proceeds of crime
82	0830	Receiving or handling proceeds of crime
83	0841	Illegal use of property (except motor vehicles)
84	0840	Illegal use of property (except motor vehicles)
85	1631	Commercial/industry/financial regulation
86	1630	Commercial/industry/financial regulation
87	1694	Import/export regulations
88	1612	Offences against privacy
89	0411	Driving under the influence of alcohol or drugs
90	0412	Dangerous or negligent operation (driving) of a vehicle
91	0410	Dangerous or negligent operation of a vehicle
92	1431	Exceeding the prescribed content of alcohol limit
93	1212	Graffiti
94	1219	Property damage, n.e.c.
95	1221	Air pollution offences
96	1222	Water pollution offences
97	1223	Noise pollution offences
98	1220	Environmental pollution
99	1229	Environmental pollution offences, n.e.c.
100	1621	Sanitation offences
101	1622	Disease prevention offences
102	1623	Occupational health and safety offences
103	1624	Transport offences
104	1625	Dangerous substances offences
105	1626	Licit drug offences
106	1620	Public health and safety offences
107	1629	Public health and safety offences, n.e.c.
108	1691	Environmental regulation offences
109	1693	Quarantine offences
110	1529	Offences against justice procedures, n.e.c.
111	1549	Offences against government operations, n.e.c.
112	1511	Escape custody offences
113	1512	Breach of bail
114	1513	Breach of parole
115	1514	Breach of domestic violence order
116	1515	Breach of other restraining order
117	1510	Breach of justice order
118	1519	Breach of justice order, n.e.c.
119	1523	Prison regulation offences
120	1692	Immigration regulation offences

APPENDIX 4 NATIONAL OFFENCE INDEX *continued*

121	1614	Defamation and libel
122	1323	Censorship offences
123	1041	Possess illicit drug
124	1042	Use illicit drug
125	1040	Possess and/or use illicit drugs
126	1090	Other illicit drug offences
127	1099	Illicit drug offences, n.e.c.
128	1311	Trespass
129	1312	Offensive language
130	1313	Offensive behaviour
131	1314	Criminal intent
132	1319	Disorderly conduct, n.e.c.
133	1321	Betting and gambling offences
134	1322	Liquor and tobacco offences
135	1324	Prostitution offences
136	1325	Offences against public order sexual standards
137	1329	Regulated public order offences, n.e.c.
138	0823	Theft from retail premises
139	1522	Resist or hinder police officer or justice official
140	1531	Resist or hinder government officer concerned with government security
141	1541	Resist or hinder government official (excluding police officer, justice official or government security officer)
142	1411	Driving while licence cancelled or suspended
143	1412	Driving without a licence
144	1410	Driving licence offences
145	1419	Driving licence offences, n.e.c.
146	1421	Registration offences
147	1422	Roadworthiness offences
148	1420	Road vehicle registration and roadworthiness offences
149	1432	Exceeding legal speed limit
150	1433	Parking offences
151	1439	Regulatory driving offences, n.e.c.
152	1441	Pedestrian offences
153	1440	Pedestrian offences
154	1400	Road traffic and motor vehicle regulatory offences
155	1699	Miscellaneous offences, n.e.c.
156	9998	No data provided
157	9999	Inadequately described

APPENDIX 5 SENTENCE TYPE CLASSIFICATION

<i>Code</i>	<i>Division/Subdivision/Item</i>
1	Custodial orders
11	Custody in a correctional institution
111	Life and indeterminate imprisonment
112	Imprisonment
1121	Imprisonment with determined term
1122	Imprisonment with partially suspended term
113	Periodic detention
114	Juvenile detention
1141	Juvenile detention with determined term
1142	Juvenile detention with partially suspended term
12	Custody in the community
121	Intensive corrections order
122	Home detention
129	Other custody in the community n.e.c.
13	Fully suspended sentence
131	Fully suspended adult sentence
132	Fully suspended juvenile sentence
2	Non-custodial orders
21	Community supervision or work orders
211	Community service orders
212	Probation orders
213	Treatment orders
214	Referral to conference
22	Monetary orders
221	Fine
222	Orders as recompense to victim
229	Other monetary orders n.e.c.
29	Other non-custodial orders
291	Good behaviour bond/recognisance orders
292	Licence disqualification/suspension/amendment
293	Forfeiture of property order
294	Nominal penalty
299	Other non-custodial orders n.e.c.
9	Sentence type unknown/not stated

GLOSSARY

Abduction and related offences	Acts intended to unlawfully deprive another person of their freedom of movement against that person's will or against the will of any parent, guardian or other person having lawful custody or care of that person. This is a Division of ASOC which includes the following Subdivisions: abduction and kidnapping (051) and deprivation of liberty/false imprisonment (052).
Acquitted	An outcome of criminal proceedings in which a court declares a not guilty verdict as a charge laid against a defendant has not been proven. This also includes a finding of not guilty by reason of mental illness/condition at the time the defendant committed the offence. This is a method of finalisation.
Acts intended to cause injury	Acts, excluding homicide and related offences, which are intended to cause non-fatal injury or harm to another person and where there is no sexual or acquisitive element. This is a Division of ASOC which includes the following Subdivisions: assault (021) and other acts intended to cause injury (029).
Adjudicated finalisation	A method of finalisation based on a judgement or decision by the court as to whether or not the defendant is guilty of the charge(s) laid against them.
Age	Age is calculated at a defendant's date of finalisation within a court level. A defendant's age is the time elapsed (in years) between a defendant's date of birth and the date of finalisation.
Australian Standard Offence Classification (ASOC)	The ASOC is a hierarchical classification developed by the ABS for use in the collection and publication of crime and justice statistics. It provides a classificatory framework for the comparison of statistics on offences across Australia. Within the classificatory structure of ASOC, Divisions represent the broadest categories of offences (see Appendix 2). The main purpose of Divisions is to provide a limited number of categories which represent broad groups of criminal offences. The Subdivision and Group levels provide increasingly detailed dissections of these broad categories.
Bench warrant issued	A warrant signed by a Judge or Magistrate ordering a person to be arrested and brought back before the court. This process takes place when a defendant, who has at least one charge that has not been finalised by the court, absconds from criminal proceedings.
Breach of domestic violence order	An act or omission breaching the conditions of a domestic violence order. This is ASOC Group 1514.
Case	One or more defendants against whom one or more charges have been laid and which are heard together by a court as one unit of work. The charge(s) usually relate to the same criminal incident.
Charge	An allegation laid before a court by the police, Director of Public Prosecutions or other prosecuting agency that a person or organisation has committed a criminal offence.
Children's Court	The Children's Court is primarily a Court of Summary Jurisdiction, to hear and determine criminal charges against persons generally aged less than 18 years. The Children's Court may also determine some minor indictable offences and conduct committal proceedings in relation to young people who have been charged with major indictable offences.
Committal plea	The plea to a charge which is entered by a defendant at the end of committal proceedings in a Court of Summary Jurisdiction.
Committed for sentence	An outcome of a committal hearing where a defendant enters a guilty plea to all charges and is transferred to a Higher Court to be sentenced. This process is regarded as a method of finalisation for the Magistrates' Court and the Children's Court, and a method of initiation into a Higher Court level.
Committed for trial	An outcome of a committal hearing where a defendant enters a not guilty plea to at least one charge and is transferred to a Higher Court to stand trial. This process is regarded as a method of finalisation for the Magistrates' Court and the Children's Court, and a method of initiation into a Higher Court level.

GLOSSARY *continued*

Community supervision or work orders	Sentences imposed on a defendant requiring a person to perform work within the community or report to a person nominated by the court (for example a corrections officer). These non-custodial orders include: community service orders, probation orders and treatment orders.
Court level	Separate tiers of the court system which are established under legislation and have certain prescribed powers. Court levels can be distinguished from one another on the basis of the extent of their legal powers (see Jurisdiction). Court levels include Court of Summary Jurisdiction, Intermediate Court and Supreme Court. The names assigned to each of these court levels varies across Australia.
Court of Summary Jurisdiction	A lower court level (also referred to as Magistrates' Court, Local Court or Court of Petty Sessions) which deals with relatively less serious charges and has the most limited legal powers of all the state and territory court levels. A Court of Summary Jurisdiction is presided over by a Magistrate and has jurisdiction to try and sentence matters relating to summary offences. Under some circumstances, this court level may also deal with less serious indictable offences known as 'minor indictable' or 'triable either way' offences. Courts of Summary Jurisdiction are also responsible for conducting preliminary (committal) hearings for indictable offences.
Custodial orders	Sentences imposed on a defendant requiring a person to have restricted liberty for a specified period of time through detainment in an institution/home. The court may set aside the order subject to the person being of good behaviour. Includes: custody in a correctional institution, custody in the community and fully suspended sentence.
Custody in a correctional institution	Sentences imposed on a defendant requiring a person to be detained within a facility built especially for the purpose of incarceration. Includes: life and indeterminate imprisonment, imprisonment with determined term, imprisonment with partially suspended term, periodic detention, juvenile detention with determined term, and juvenile detention with partially suspended term.
Custody in the community	Sentences imposed on a defendant requiring a person to have restricted liberty for a specified period of time while living within the community. Includes: intensive corrections orders, home detention and other custody in the community.
Dangerous or negligent acts endangering persons	Dangerous or negligent acts which, though not intended to cause harm, actually or potentially, result in injury to oneself or another person. This is a Division of ASOC which includes the following Subdivisions: dangerous or negligent operation of a vehicle (041) and other dangerous or negligent acts endangering persons (049).
Date of finalisation	The date on which all charges laid against a defendant are regarded as formally completed by the courts and the defendant ceases to be an active unit of work to be dealt with by the court.
Date of initiation	The date on which a defendant is regarded as having started within the Higher, Magistrates' or Children's Courts as a new item of work. The date of committal is used as the date of initiation for defendants who were committed for trial or sentence from a court of Summary Jurisdiction to a Higher Court. For defendants who have any other method of initiation (e.g. ex officio, bench warrant executed), the date of registration for that court level is used as the date of initiation. Where there are multiple dates of initiation for charges for a defendant, the earliest date is used.
Deal or traffic in illicit drugs	The supply or purchase of an illicit drug or controlled substance of any quantity, or the possession of an illicit drug or controlled substance where the amount involved is deemed to be of a quantity for commercial activity. This is a Subdivision of ASOC which includes the following Groups: deal or traffic in illicit drugs – commercial quantity (1021) and deal or traffic in illicit drugs – non-commercial quantity (1022).

GLOSSARY *continued*

Deception and related offences	The use of deception, secret agreements or the making of false instruments with the intent of dishonestly obtaining property, services or other advantage. This is a Division of ASOC which includes the following Subdivisions: fraud, forgery or false financial instruments (091), counterfeiting currency and related offences (092), dishonest conversion (093), bribery (094) and other deception offences (099).
Defendant	A person or organisation against whom one or more criminal charges have been laid and which are heard together as one unit of work by a court level. It should be noted that the Criminal Courts collection does not enumerate distinct persons or organisations. If a person or organisation is a defendant in a number of criminal cases active within the courts during the reference period, such a person or organisation will be counted more than once in this statistical collection.
Dishonest conversion	Dishonestly converting money or goods which came into a person's possession or control not involving the use of deception or taking without consent. This is a Subdivision of ASOC which includes the Group: dishonest conversion (0931).
Disorderly conduct	Offences involving personal conduct that is offensive to members of the public or is indicative of criminal intent. This is a Subdivision of ASOC which includes the following Groups: trespass (1311), offensive language (1312), offensive behaviour (1313), criminal intent (1314), conspiracy (1315) and disorderly conduct, n.e.c. (1319).
District Court	See Intermediate Court.
Duration	The time elapsed between the date of initiation and the date of finalisation for a defendant that has been finalised.
Finalised appearance	Where charges were finalised at different court appearances in the same case for a defendant, these were counted as finalised defendants at each appearance rather than being aggregated as a single finalised defendant at the latest charge finalisation date. This relates to New South Wales Magistrates' Court defendants only.
Finalised defendant	A person or organisation for whom all charges have been formally completed so that the defendant ceases to be an item of work to be dealt with by the court.
Fraud, forgery or false financial instruments	Inducing a course of action, by deceit or other dishonest conduct, with the intent to obtain money or other benefit or to evade a liability. The making, use or possession of a forged financial instrument with an intention to obtain an advantage. This is a Subdivision of ASOC which includes the following Groups: cheque or credit card fraud (0911), make, use or possess equipment to make false/illegal financial instrument (0912), fraudulent trade practices (0913), prescription drug fraud (0914), fare evasion (0915) and fraud, n.e.c. (0919).
Fully suspended sentence	A custodial order which provides that all of the sentence not be served, subject to the person being of good behaviour.
Guilty ex-parte	Where the court adjudicates charge(s) and the charge(s) are proven either: (i) where the defendant pleaded guilty and the charges are proven in his/her absence, or (ii) the defendant failed to appear and the charges were proven on the basis of the evidence presented. This is a method of finalisation in the Magistrates' and Children's Courts.
Guilty plea	The formal statement by a defendant admitting culpability in relation to a criminal charge. By pleading guilty, a defendant indicates to the court that they do not intend to contest the charge. If the guilty plea is accepted by the court, the charge will be considered to be proven, and this is the method of finalisation.
Guilty verdict	An outcome of a trial in which a court determines that the criminal charge against a defendant has been proven. This is a method of finalisation.
Higher Court	The criminal jurisdiction of an Intermediate Court or Supreme Court.

GLOSSARY *continued*

Homicide and related offences	The unlawful killing, attempted unlawful killing or conspiracy to kill another person. This is a Division of ASOC which includes the following Subdivisions: murder (011), conspiracies and attempts to murder (012) and manslaughter and driving causing death(013).
Illicit drug offences	The possession, sale, dealing or trafficking, importing or exporting, manufacture or cultivation of drugs or other substances prohibited under legislation. This is a Division of ASOC which includes the following Subdivisions: import or export illicit drugs (101), deal or traffic in illicit drugs (102), manufacture or cultivate illicit drugs (103), possess and/or use illicit drugs (104) and other illicit drug offences (109).
Import or export illicit drugs	The importing of illicit drugs or controlled substances into Australia, or the exporting of illicit drugs or controlled substances from Australia. This is a Subdivision of ASOC which includes the following Groups: import illicit drugs (1011) and export illicit drugs (1012).
Imprisonment	See Custody in a correctional institution.
Imprisonment with determined term	An order requiring a person to be detained for a period of time within a facility built especially for the purpose of incarceration.
Imprisonment with partially suspended term	An order requiring a person to be detained for part of the specified period of time within a facility built especially for the purpose of incarceration, subject to the person being of good behaviour.
Indictable offence	A serious criminal offence as defined by specific Commonwealth, state or territory legislation. Charges relating to indictable offences generally require a trial and/or sentence hearing in a Higher Court but under some circumstances, a defendant can elect to have these charges dealt with in a Court of Summary Jurisdiction.
Intermediate Court	A Higher Court level (known either as the District Court or County Court) which has legal powers that are between those of the Court of Summary Jurisdiction and the Supreme Court and deals with the majority of cases involving serious criminal offences. An Intermediate Court is presided over by a Judge, and has original jurisdiction to hear trial and sentence matters relating to most indictable offences. Note: As Tasmania, the Northern Territory and the Australian Capital Territory do not have an Intermediate Court, all indictable offences are heard in the Supreme Court.
Jurisdiction	The legal power or authority which may be exercised by a particular court level and within which the judgements or orders of the court can be enforced or executed. The criminal jurisdiction of a court includes the original jurisdiction. Each court level has its own defined jurisdictional limits and these vary across states and territories.
Juvenile detention with determined term	An order requiring a person to be detained in a juvenile facility for all of the specified period of time.
Juvenile detention with partially suspended term	An order requiring a person to be detained in a juvenile facility for part of the specified period of time, subject to the person being of good behaviour.
Life and indeterminate imprisonment	<p>The most serious sentence of imprisonment.</p> <p>Life – This does not necessarily mean that the person will be held in custody for the term of his/her natural life. In some states or territories a minimum time to serve in custody is specified by the court, while in others an administrative body such as a Parole Board makes this decision.</p> <p>Indeterminate – Persons declared as habitual criminals, persons who are either permanently or temporarily deemed not responsible for their actions because of a mental disorder or intellectual disability and prisoners who are sentenced to imprisonment but have not had a release date set. The prisoner may be released, at any time, at the discretion of the administrative body within each jurisdiction responsible for making that decision.</p>
Local Court	See Court of Summary Jurisdiction.

GLOSSARY *continued*

Magistrates' Court	A Court of Summary Jurisdiction, which for the purposes of this collection includes only the adult criminal Magistrates' Court. Where used in this publication, the term 'Magistrates' Court' includes the Court of Petty Sessions. Victoria, Queensland, South Australia, Tasmania, the Northern Territory and the Australian Capital Territory have Magistrates' Courts, while New South Wales has a Local Court and Western Australia has a Court of Petty Sessions. Excluded from this are other Courts of Summary Jurisdiction, such as Childrens' Courts, Electronic Courts and Drug Courts.
Manufacture or cultivate illicit drugs	Actions intended to result in the manufacture of controlled substances or growing of plants used to make illicit drugs. This is a Subdivision of ASOC which includes the Group: manufacture or cultivate illicit drugs (1031).
Method of finalisation	The process which leads to the completion of a criminal charge within a court so that it ceases to be an item of work in that court. There are different methods by which a charge may be finalised (see Appendix 1).
Method of initiation	The process which leads to the introduction of a criminal charge within a court so that it becomes a new item of work to be dealt with by that court. There are different methods by which a charge may be initiated.
Minor indictable offence	See Triable either way offence.
Miscellaneous offences	Offences involving the breach of statutory rules or regulations governing activities that are prima facie legal, where such offences are not explicitly dealt with under any other Division of ASOC. This is a Division of ASOC which includes the following Subdivisions: harassment and related offences (161), public health and safety offences (162), commercial/industry/financial regulation (163) and other miscellaneous offences (169).
Monetary orders	Sentences imposed that include: fines, orders as recompense to victim (includes restitution orders and compensation orders) and other monetary orders, n.e.c. (does not include court levies and fees).
Murder	The unlawful killing of another person where there is either the intent to kill, the intent to cause grievous bodily harm, with the knowledge that it was probable that death or grievous bodily harm would occur (reckless indifference to life), or without intent to kill in the course of committing a crime (felony murder). This is ASOC Group 0111.
National Offence Index	The National Offence Index (NOI) is a seriousness ranking of the ASOC and is used to determine a principal offence when a defendant has multiple adjudicated charges. For defendants proven guilty, the Index is applied to the associated charges proven guilty. For acquitted defendants, the Index is applied to all acquitted charges. These charges are allocated an Index and the highest ranking charge for each adjudicated defendant is taken as the principal offence (see Appendix 3).
Non-adjudicated finalisation	A method of finalisation whereby a charge is considered completed and ceases to be active in a court even though there has not been a determination on whether the defendant is guilty. This includes where a charge is withdrawn by the prosecution and where a defendant is deemed unfit to plead to the charge.
Non-custodial orders	Sentences imposed on a defendant that do not involve being held in custody. Includes: community supervision or work orders, monetary orders and other non-custodial orders.
Not guilty verdict	See Acquitted.
Offences against justice procedures, government security and government operations	An act or omission that is deemed to be prejudicial to the effective carrying out of justice procedures or any government operations including those specifically concerned with maintaining government security. This is a Division of ASOC which includes the following Subdivisions: breach of justice order (151), other offences against justice procedures (152), offences against government security (153) and offences against government operations (154).

GLOSSARY *continued*

Original jurisdiction	The power of a court to hear criminal charges and determine whether or not a defendant is proven guilty and/or to sentence defendants where a charge has been proven (refer to Jurisdiction).
Other illicit drug offences	Other illicit drug offences not elsewhere classified (1099) in Division 10, illicit drug offences. Includes: possess money with intent to obtain drugs, possess pipes, syringes, other utensils associated with the use of drugs, permit premises to be used for taking, selling or distributing drugs and fail to keep register for drugs of addiction.
Other non-custodial orders	Sentences imposed on a defendant that do not require custody, are not fully suspended, and are not elsewhere classified in the non-custodial orders category of the Sentence Type classification. Includes: good behaviour bond/recognition orders, licence disqualification/suspension/amendment, forfeiture of property order, nominal penalty and other non-custodial orders n.e.c.
Periodic detention	Sentence imposed on a defendant requiring a person to be in custody for two consecutive days in a week (e.g. weekends) and remain at liberty during the rest of the week.
Plea	The formal statement by, or on behalf of, the defendant in response to a criminal charge that has been laid in a court. The nature of this response indicates whether or not the defendant intends to contest that charge. If the defendant does not enter a plea, this is treated by the court as if the defendant had pleaded not guilty.
Possess and/or use illicit drugs	The possession of a non-commercial quantity and/or use of an illicit drug or other controlled substance. This is a Subdivision of ASOC which includes the following Groups: possess illicit drug (1041) and use illicit drug (1042).
Principal offence	The offence category (based on ASOC) associated with the main charge that has an adjudicated finalisation (i.e. an outcome of acquitted or proven guilty). For a defendant who has a method of finalisation of proven guilty, the principal offence refers to the main charge proven guilty while for a defendant who has a method of finalisation of acquitted, the principal offence refers to the main charge acquitted (see National Offence Index).
Principal offence against the person	Principal offence against the person includes Divisions 1–5 of the ASOC.
Principal offence against property	Principal offence against property includes Divisions 7–9 and 12 of the ASOC.
Principal sentence	The main sentence type for a defendant based on the hierarchy of the Sentence Type Classification (see Appendix 4).
Property damage and environmental pollution	The wilful and unlawful destruction, damage or defacement of public or private property, or the pollution of property or a definable entity held in common by the community. This is a Division of ASOC which includes the following Subdivisions: property damage (121) and environmental pollution (122).
Proven guilty	An outcome of criminal proceedings in which a court accepts a guilty plea entered by a defendant or the defendant is declared guilty by the court.
Public order offences	Offences involving personal conduct that involves or may lead to a breach of public order and decency, or that is indicative of criminal intent, or that is otherwise regulated or prohibited on moral or ethical grounds. The 'victim' of these offences is generally the public at large. However, some offences such as offensive language and offensive behaviour may be directed towards a single victim. This is a Division of ASOC which includes the following Subdivisions: disorderly conduct (131) and regulated public order offences (132).
Receiving or handling proceeds of crime	Receiving, handling or processing money or goods taken or obtained illegally. This is a Subdivision of ASOC which includes the Group: receiving or handling proceeds of crime (0831).

GLOSSARY *continued*

Regulated public order offences	Offences involving behaviour that is regulated or prohibited on moral or ethical grounds. This is a Subdivision of ASOC which includes the following Groups: betting and gambling offences (1321), liquor and tobacco offences (1322), censorship offences (1323), prostitution offences (1324), offences against public order sexual standards (1325) and regulated public order offences, n.e.c. (1329).
Road traffic and motor vehicle regulatory offences	Offences relating to vehicles and most forms of road traffic, including offences pertaining to the licensing, registration, roadworthiness or use of vehicles, bicycle offences and pedestrian offences. This is a Division of ASOC which includes the following Subdivisions: driving licence offences (141), road vehicle registration and roadworthiness offences (142), regulatory driving offences (143) and pedestrian offences (144).
Robbery, extortion and related offences	Acts intended to unlawfully gain money, property or any other thing of value from, or cause detriment to, another person by using the threat of force or any other coercive measure. This is a Division of ASOC which includes the following Subdivisions: robbery (061) and blackmail and extortion (062).
Sentence	A penalty or penalties imposed by a court upon a defendant who is proven guilty of a criminal offence.
Sexual assault and related offences	Acts of a sexual nature against another person which are non-consensual or consent is proscribed. This is a Division of ASOC which includes the following Subdivisions: sexual assault (031) and non-assaultive sexual offences (032).
Summary offence	A criminal offence which is regarded as less serious relative to an indictable offence as defined by specific Commonwealth, state or territory legislation (see Indictable offence). Charges relating to summary offences are generally dealt with by a Court of Summary Jurisdiction and do not require a trial by jury in a Higher Court. In some states and territories, a defendant against whom summary charges are laid may be transferred to a Higher Court for sentencing (e.g. if the Magistrate wants to impose a penalty which exceeds his/her jurisdictional powers).
Supreme Court	A Higher Court level which deals with the most serious criminal charges and has the greatest legal powers of all the state and territory court levels. A Supreme Court is presided over by a Judge, and has jurisdiction to hear trial and sentence matters relating to all indictable offences. In states which have an Intermediate Court, the Supreme Court is usually reserved to deal with the most serious indictable offences, such as murder.
Theft and related offences	The unlawful taking or obtaining of money or goods not involving the use of force, threat of force or violence, coercion or deception, with the intent to permanently or temporarily deprive the owner or possessor of the use of the money or goods, or the receiving or handling of money or goods obtained unlawfully. This is a Division of ASOC which includes the following Subdivisions: motor vehicle theft and related offences (081), theft (except motor vehicles) (082), receiving or handling proceeds of crime (083) and illegal use of property (except motor vehicles) (084).
Theft/illegal use of motor vehicle	The taking of another person's motor vehicle illegally and without permission with the intent of either temporarily or permanently depriving the owner or possessor of the use of the motor vehicle. These are ASOC Groups: theft of a motor vehicle (0811) and illegal use of a motor vehicle (0812).
Transfer to other court levels	A court outcome ordering that a criminal charge be transferred to another court level to be adjudicated and/or sentenced. For all transfers, except those between Higher Court levels, this process is regarded as a method of finalisation for the court level ordering the transfer and a method of initiation for the court level to which the defendant's charge(s) were transferred. Defendants who transfer from one Higher Court level to another will be considered as initiated only once (in the level they first entered) and finalised only once (from the level they finally left).
Triable either way offence	An indictable offence which a defendant can elect to have heard either in a Court of Summary Jurisdiction before a Magistrate or in a Higher Court before a Judge and jury.

GLOSSARY *continued*

Trial	The examination of, and decision on, a matter of law or fact by a court. Where a defendant enters a not guilty plea or other defended plea in the committal proceedings, they are committed to a Higher Court for trial. In the Higher Courts, trials are usually conducted before a Judge and jury whereby the Judge rules on questions of law and the jury is responsible for determining whether or not the defendant is guilty. Some states and territories also allow for a trial before a Judge alone in the Higher Courts.
Unfit to plead	An outcome of court proceedings in which a court determines that a defendant's mental status is such that he/she is unfit to plead in relation to the charges against him/her. For the purposes of this collection, this process is regarded as a non-adjudicated method of finalisation.
Unlawful entry with intent	The unlawful entry of a structure with the intent to commit an offence where the entry is either forced or unforced (ASOC Division 7).
Weapons and explosives offences	Offences relating to weapons or explosives which are either prohibited or legalised/regulated by legislation. This is a Division of ASOC which includes the following Subdivisions: prohibited weapons/explosives offences (111) and regulated weapons/explosives offences (112).
Withdrawn by the prosecution	The formal withdrawal of charges by the prosecution (e.g. police, Director of Public Prosecutions, Attorney-General). This includes nolle prosequi and no true bill. Withdrawal of charges allows the prosecution to charge the defendant on the same incident at a later time. This is a non-adjudicated method of finalisation.

FOR MORE INFORMATION . . .

INTERNET **www.abs.gov.au** the ABS web site is the best place for data from our publications and information about the ABS.

LIBRARY A range of ABS publications are available from public and tertiary libraries Australia wide. Contact your nearest library to determine whether it has the ABS statistics you require, or visit our web site for a list of libraries.

INFORMATION AND REFERRAL SERVICE

Our consultants can help you access the full range of information published by the ABS that is available free of charge from our web site, or purchase a hard copy publication. Information tailored to your needs can also be requested as a 'user pays' service. Specialists are on hand to help you with analytical or methodological advice.

PHONE 1300 135 070

EMAIL client.services@abs.gov.au

FAX 1300 135 211

POST Client Services, ABS, GPO Box 796, Sydney NSW 2001

FREE ACCESS TO STATISTICS

All statistics on the ABS web site can be downloaded free of charge.

WEB ADDRESS www.abs.gov.au



2451300007059

ISSN 1441 2608

RRP \$34.00