

# **CRIMINAL COURTS**

**AUSTRALIA**

EMBARGO: 11.30AM (CANBERRA TIME) WED 25 JAN 2006

## **CONTENTS**

	<i>page</i>
Notes .....	2
Summary of findings .....	3

## **TABLES**

### **SUMMARY CHARACTERISTICS OF DEFENDANTS**

<b>1</b> Higher Courts, Principal offence .....	13
<b>2</b> Magistrates' Courts, Principal offence .....	14
<b>3</b> Higher Courts outcomes, 2001–02 to 2004–05 .....	15
<b>4</b> Magistrates' Courts outcomes, 2003–04 to 2004–05 .....	16
<b>5</b> Higher Courts, Principal offence, 2001–02 to 2004–05 .....	17
<b>6</b> Magistrates' Courts, Principal offence, 2003–04 to 2004–05 .....	18
<b>7</b> Higher Courts, States and territories .....	19
<b>8</b> Magistrates' Courts, States and territories .....	20

### **DEFENDANTS ADJUDICATED**

<b>9</b> Higher Courts, Principal offence by age .....	21
<b>10</b> Magistrates' Courts, Principal offence by age .....	22
<b>11</b> Sex and principal offence by court level and adjudication type .....	23

### **DEFENDANTS PROVEN GUILTY**

<b>12</b> Higher Courts, Sex and principal sentence by age .....	26
<b>13</b> Magistrates' Courts, Sex and principal sentence by age .....	28
<b>14</b> Sex and principal offence by court level and principal sentence .....	30

### **DURATION FROM INITIATION TO FINALISATION**

<b>15</b> Higher Courts, Selected principal offence and method of finalisation ....	33
<b>16</b> Magistrates' Courts, Selected principal offence and method of finalisation .....	35

### **STATES AND TERRITORIES**

<b>17</b> Defendants adjudicated, Higher Courts, Principal offence .....	37
<b>18</b> Defendants adjudicated, Magistrates' Courts, Principal offence .....	38
<b>19</b> 1996–97 to 2004–05, Higher Courts, Selected characteristics .....	41

## **ADDITIONAL INFORMATION**

Explanatory Notes .....	44
Appendix 1: Experimental Children's Courts Data .....	52
Appendix 2: Method of Finalisation Classification .....	68
Appendix 3: Australian Standard Offence Classification .....	69
Appendix 4: National Offence Index .....	70
Appendix 5: Sentence Type Classification .....	73
Glossary .....	74

## **INQUIRIES**

For further information about these and related statistics, contact the National Information and Referral Service on 1300 135 070 or Marika Woodberry on Melbourne (03) 9615 7601.

## NOTES

ABOUT THIS PUBLICATION	<p>This publication presents nationally comparable statistics relating to the criminal jurisdiction of the Higher (Supreme and Intermediate) and Magistrates' Courts across Australia for the period 1 July 2004–30 June 2005. Children's Criminal Courts data are also provided on an experimental basis. The statistics describe the characteristics of defendants, including information on the offences and sentences associated with those defendants.</p>
DATA CONSISTENCY	<p>The statistics are sourced from the national Criminal Courts collection conducted by the Australian Bureau of Statistics (ABS) and have been compiled according to national standards in order to maximise consistency between the states and territories. The Explanatory Notes, Appendices and Glossary provide detailed information on the data sources, counting rules, terminology, classifications and other technical aspects associated with these statistics.</p>
CHANGES IN THIS ISSUE	<p>For the first time, data on the characteristics of defendants finalised in the Children's Criminal Courts are included in this publication. Currently, incomplete coverage and data quality issues, mean that these tables are experimental. While they should be used with some caution, they provide useful information on this part of the Criminal Court system. They are included in Appendix 1. The ABS is progressively resolving issues associated with data availability and quality with the data providers.</p> <p>A number of changes have been made to the tables included in the publication from the 2003–04 issue. These changes have been made to reduce the complexity of the publication and include the removal of some age and sex information. Data removed from the publication has been included in additional tables available on the ABS Website &lt;<a href="http://www.abs.gov.au">http://www.abs.gov.au</a>&gt;.</p>
INFORMATION ON ABS CRIME AND JUSTICE	<p>Information about ABS activities in the field of crime and justice statistics is available from the Crime and Justice theme page on the ABS Website. Details of other ABS publications relating to crime and justice statistics can be found in paragraph 51 of the Explanatory Notes.</p>
ACKNOWLEDGMENTS	<p>The ABS acknowledges the valuable contribution of the Board of Management, the National Criminal Courts Statistics Advisory Group, the Court Practitioners' Group and the staff of the various agencies that provide the statistics presented in this publication.</p>

Dennis Trewin  
Australian Statistician

## SUMMARY OF FINDINGS

### INTRODUCTION

This publication presents statistics relating to the criminal jurisdiction of the Higher (Supreme and Intermediate) and Magistrates' Courts of Australia, for the period 1 July 2004 - 30 June 2005. Experimental data are also available for Children's Courts in Appendix 1. The criminal jurisdiction of the courts includes the trial and sentencing of persons and organisations charged with criminal offences. The statistics are based on data extracted from administrative records held by state and territory agencies responsible for courts administration. Data are supplied to the ABS by the responsible agency for all states and territories except for Queensland (where they are supplied via the Office of Economic and Statistical Research), and New South Wales (where they are supplied via the Bureau of Crime Statistics and Research).

The publication provides a picture of the characteristics of defendants dealt with by the Higher, Magistrates' and Children's Courts of Australia, including information on the offences and sentence types associated with those defendants.

There are significant differences between the states and territories in the way the Higher Courts and Magistrates' Courts systems are structured and how criminal cases are allocated between court levels. For example, legislation differs between states and territories regarding which offence types can be heard summarily in the Magistrates' Courts and which offence types must be indicted to a Higher Court. Caution should therefore be taken when making comparisons between states and territories.

The Explanatory Notes provide detailed information on the data sources, definitions, counting rules and other technical matters associated with this publication.

### CHARACTERISTICS OF DEFENDANTS

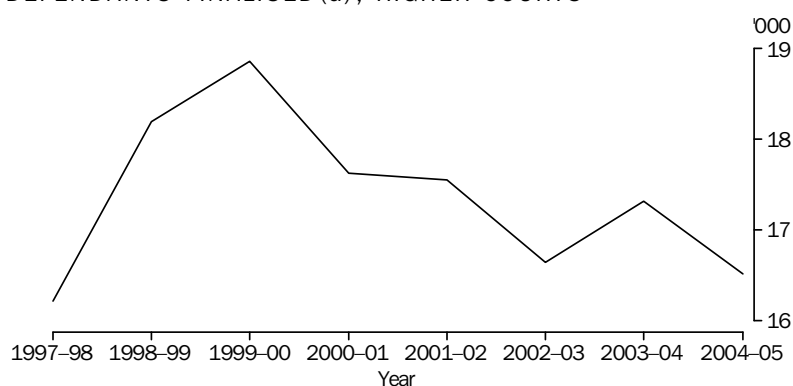
#### *Summary*

In 2004-05, there were 573,949 defendants finalised in the Higher and Magistrates' Courts in Australia. Of these, 3% (16,523) were finalised in the Higher Courts and 97% (557,426) were finalised in the Magistrates' Courts.

#### HIGHER COURTS

The number of defendants finalised in the Higher Courts decreased by 5% from 17,315 in 2003-04 to 16,523 in 2004-05.

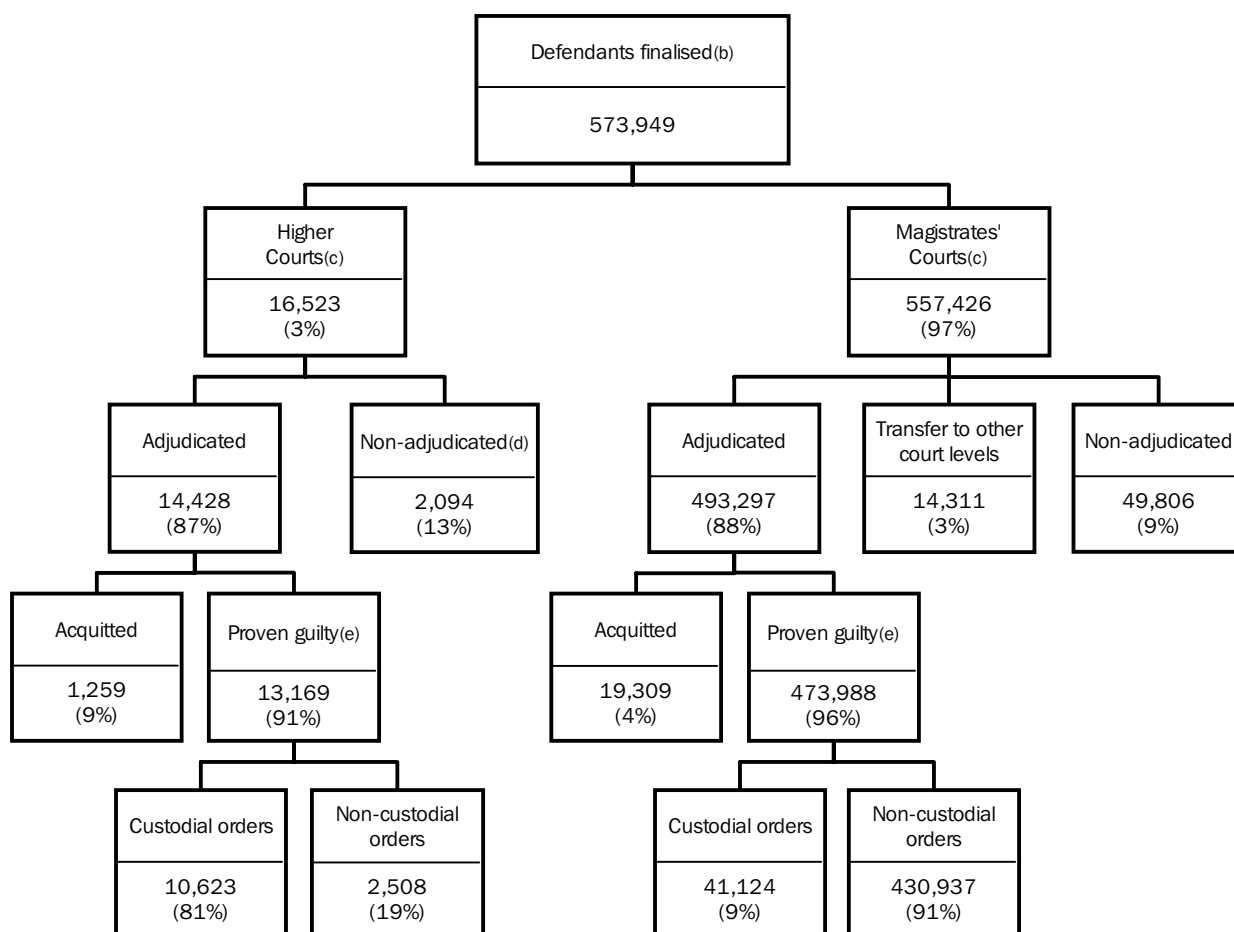
#### DEFENDANTS FINALISED (a), HIGHER COURTS



(a) Excludes defendants finalised by a bench warrant being issued (see Explanatory Notes paragraph 25).

## SUMMARY OF FINDINGS *continued*

### SUMMARY CHARACTERISTICS OF DEFENDANTS<sup>(a)</sup>



(a) All percentages are subject to rounding.

(b) Defendants will be counted twice where they are transferred from the Magistrates' Court to a Higher Court and then finalised in the Higher Court within the same reference period.

(c) Includes defendants with an unknown method of finalisation.

(d) Includes defendants transferred to other court levels.

(e) Includes defendants for whom a principal sentence is unknown.

### *Summary continued*

### HIGHER COURTS *continued*

Of those defendants finalised in the Higher Courts, 87% (14,428) were adjudicated, meaning that the court made a determination of the defendant's guilt or innocence of the offence(s) with which they were charged. The remaining 13% (2,094) were finalised by non-adjudicated methods, in which there is no determination of the charges by the court. This includes outcomes such as all charges being withdrawn by the prosecution. There were 13,169 defendants proven guilty, which represents 91% of all adjudicated defendants. Of those defendants proven guilty, 88% (11,632) pleaded guilty and 12% (1,537) were found guilty following a trial.

Whilst the number of finalised defendants in the Higher Courts decreased from 2003–04 to 2004–05, both the number of defendants acquitted and the number of defendants found guilty by the court increased (20% and 12% respectively). The overall decrease in the number of finalised defendants was due mostly to a decrease of 8% in the number of defendants finalised by a guilty plea, which make up the largest proportion of finalised defendants.

## SUMMARY OF FINDINGS *continued*

### *Summary continued*

### HIGHER COURTS *continued*

The majority of defendants proven guilty in the Higher Courts received a sentence of a Custodial order (81% or 10,623) which includes Custody in a correctional institution, Custody in the community and Fully suspended sentences. The number of defendants found guilty that received principal sentences of Non-custodial orders has consistently decreased since 2001–02, with the largest decrease occurring between 2003–04 and 2004–05 (decrease of 16%).

### MAGISTRATES' COURTS

The number of defendants finalised in the Magistrates' Courts increased by 6% from 527,374 in 2003–04 to 557,426 in 2004–05.

Of those defendants finalised in the Magistrates' Courts 88% (493,297) were adjudicated. The remaining 12% (64,117) were finalised by non-adjudicated methods such as all charges withdrawn by the prosecution or transfer to another court level. There were 473,988 defendants proven guilty, representing 96% of adjudicated defendants.

The increase in the number of defendants finalised between 2003–04 and 2004–05 was reflected in all finalisation types, with the number of non-adjudicated finalisations (including transfers) increasing by 6%, the number of defendants finalised by acquittal increasing by 3% and the number of proven guilty finalisations increasing by 6%.

The majority of defendants proven guilty in the Magistrates' Courts received a sentence of a Non-custodial order (91%), which includes Community supervision or work orders and Monetary orders.

### Sex

Finalised defendants were more likely to be male than female. In the Higher Courts, 88% of finalised defendants were male, whilst for the Magistrates' Court 78% of finalised defendants were male.

### States and Territories

Queensland, New South Wales and Western Australia accounted for 73% of all defendants finalised in the Higher Courts (37%, 20% and 16% respectively). In the Magistrates' Courts, New South Wales, Queensland and Victoria accounted for 71% of finalisations (29%, 24% and 18% respectively).

### DEFENDANTS ADJUDICATED

There were 14,428 defendants adjudicated in the Higher Courts and 493,297 in the Magistrates' Courts.

### *Principal offence*

Offence refers to the principal offence adjudicated by the court for each defendant (see paragraphs 34–37 of the Explanatory Notes for further information on principal offence).

### HIGHER COURTS

In the Higher Courts, five principal offence types accounted for 72% of adjudicated defendants; Acts intended to cause injury (21%); Illicit drug offences (16%); Sexual assault and related offences (13%); Unlawful entry with intent (11%); and Robbery, extortion and related offences (11%).

## SUMMARY OF FINDINGS *continued*

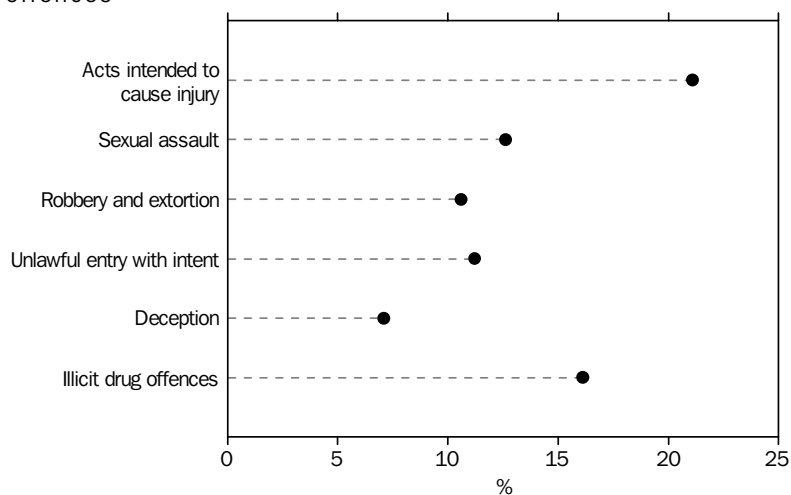
### *Principal offence continued*

### HIGHER COURTS *continued*

The principal offence of Weapons and explosive offences had the largest percentage increase in the number of defendants adjudicated in the Higher Courts between 2003–04 and 2004–05 (increase of 84% to 125), and the largest percentage decrease was for Unlawful entry with intent (decrease of 28% to 1622).

The number of defendants adjudicated for a principal offence of Robbery, extortion and related offences has consistently decreased over the past 4 years, from 222 in 2001–02 to 1525 in 2004–05. The number of defendants adjudicated for a principal offence of Public order offences has consistently increased between 2001–02 and 2004–05, with a total increase of 29% over these 4 years.

### DEFENDANTS ADJUDICATED, HIGHER COURTS, Selected principal offences



### MAGISTRATES' COURTS

The five principal offences that accounted for the majority (76%) of adjudicated defendants in the Magistrates' Courts were: Road traffic and motor vehicle regulatory offences (46%); Public order offences (9%); Dangerous or negligent acts endangering persons (8%); Theft and related offences (7%); and Acts intended to cause injury (7%).

The number of defendants adjudicated for a principal offence of Offences against justice procedures, government security and operations increased by 28% from 2003–04 to 2004–05. There were large percentage decreases in the number of defendants adjudicated for the principal offences of Theft/illegal use motor vehicle (22%), Possess and/or use illicit drugs (25%) and Manufacture or cultivate illicit drugs (22%).

# SUMMARY OF FINDINGS *continued*

## Principal offence *continued*

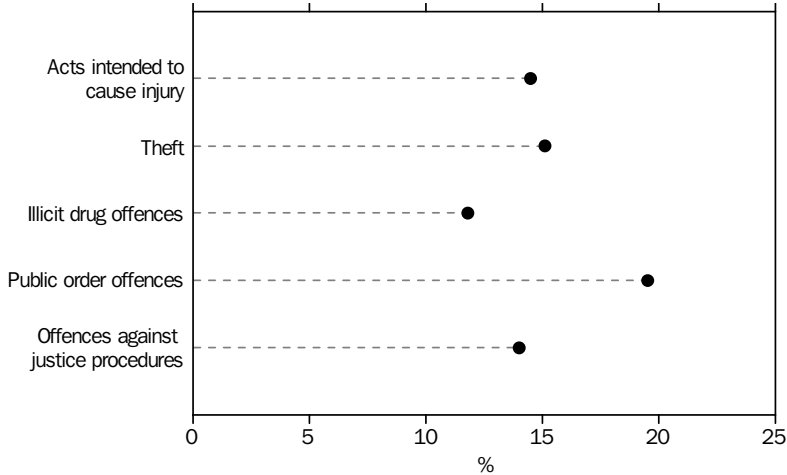
## MAGISTRATES' COURTS *continued*

Road traffic and motor vehicle regulatory offences accounted for the highest proportion of Magistrates' Courts adjudicated defendants in all states and territories. The proportion of adjudicated defendants with this principal offence ranged from 27% in Western Australia to 79% in Tasmania. Caution should be exercised in making comparisons between states and territories as there are a number of differences regarding how traffic matters are dealt with that may impact on these figures. These include:

- the coding of drink driving offences to the principal offence of Dangerous or negligent acts endangering persons (ASOC Group 0411 Driving under the influence of alcohol or drugs, as occurs in Western Australia)
- the use of fine recovery units in some states and territories (Victoria, Queensland, South Australia, Western Australia and the Northern Territory) to deal with the non-payment of traffic infringement notices, reducing the number of these matters dealt with in the Magistrates' Courts.

When defendants with a principal offence related to traffic, which includes Australian Standard Offence Classification (ASOC) Division 14 and ASOC Subdivision 041, are excluded, the five offences that accounted for the majority of other defendants in the Magistrates' Courts were; Public order offences (20%); Theft and related offences and Acts intended to cause injury (both 15%); Offences against justice procedures, government security and government operations (14%); and Illicit drug offences (12%).

DEFENDANTS ADJUDICATED, MAGISTRATES' COURTS (a), Selected principal offences



(a) Excludes defendants with a principal offence in ASOC Division 14 (Road traffic and motor vehicle regulatory offences) and Subdivision 041 (Dangerous or negligent operation of a vehicle).

## Principal offence – Age and sex

## HIGHER COURTS

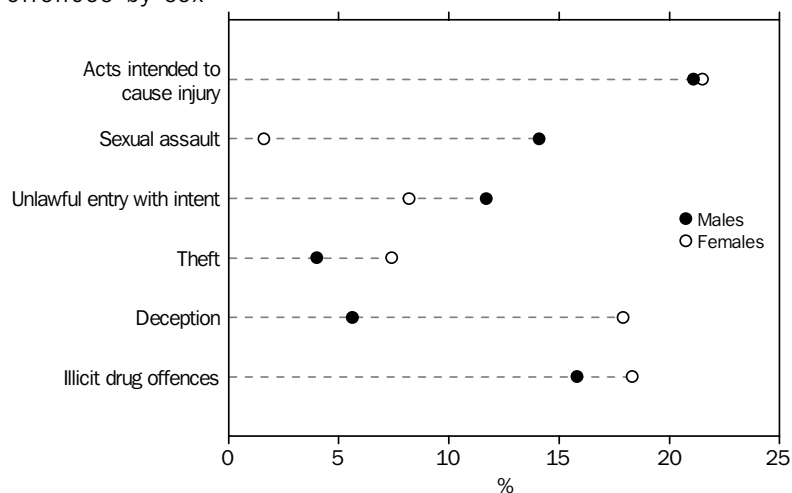
In the Higher Courts principal offences for which the majority of both male and female defendants were adjudicated were; Acts intended to cause injury (21% of males adjudicated and 22% of females adjudicated); and Illicit drug offences (16% of male and 18% of female adjudicated defendants). Of males adjudicated, 14% were adjudicated for Sexual assault and related offences, compared to 2% of females. Of females adjudicated, 18% were adjudicated for Deception and related offences, compared to 6% of males.

## SUMMARY OF FINDINGS *continued*

Principal offence – Age  
and sex *continued*

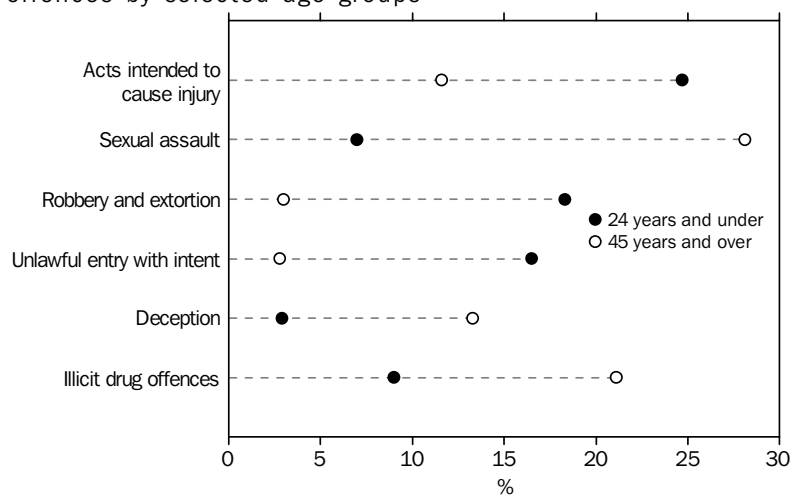
HIGHER COURTS *continued*

DEFENDANTS ADJUDICATED, HIGHER COURTS, Selected principal offences by sex



The principal offences for which defendants were adjudicated in the Higher Courts were different across age groups. Of the defendants aged 45 years and over, 28% were adjudicated for a principal offence of Sexual assault and related offences, compared to 7% of those aged 24 years and under. Those aged 24 years and under were most likely to have been adjudicated for Acts intended to cause injury (25%), compared to 12% of those aged 45 years and over.

DEFENDANTS ADJUDICATED, HIGHER COURTS, Selected principal offences by selected age groups





## SUMMARY OF FINDINGS *continued*

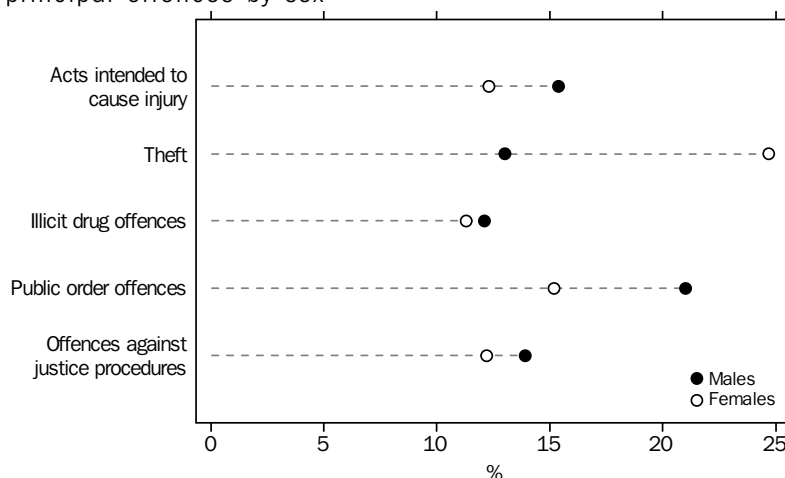
### Principal offence – Age and sex *continued*

#### MAGISTRATES' COURTS

In the Magistrates' Courts, the most common principal offence for both male and female adjudicated defendants was Road traffic and motor vehicle regulatory offences (45% and 48% respectively).

Excluding Road traffic and motor vehicle regulatory offences, other adjudicated males were most likely to have had a principal offence of Public order offences (21%), followed by Acts intended to cause injury (15%). Other adjudicated females were most likely to have had a principal offence of Theft and related offences (25%), followed by Public order offences (15%).

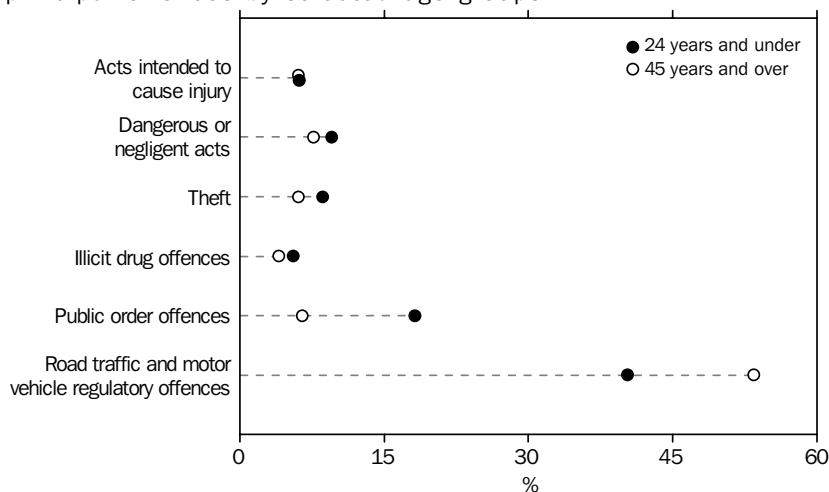
#### DEFENDANTS ADJUDICATED, MAGISTRATES' COURTS(a), Selected principal offences by sex



(a) Excludes defendants with a principal offence in ASOC Division 14 (Road traffic and motor vehicle regulatory offences) and Subdivision 041 (Dangerous or negligent operation of a vehicle).

In the Magistrates' Court, the majority of adjudicated defendants were aged 34 years and under for all principal offences except Sexual assault and related offences, for which 58% of adjudicated defendants were aged 35 years and over.

#### DEFENDANTS ADJUDICATED, MAGISTRATES' COURTS, Selected principal offences by selected age groups



## SUMMARY OF FINDINGS *continued*

### *Principal offence – Age and sex continued*

#### MAGISTRATES' COURTS *continued*

In the Magistrates' Courts, defendants aged 45 years and over were more likely to have been adjudicated for a principal offence of Road traffic offences (53%) than defendants aged 24 years and under (40%), and less likely to have been adjudicated for a principal offence of Public order offences (7%) than those aged 24 years and under (12%). Besides these differences, there was little difference in the principal offence across age groups.

### *Principal offence – Adjudication type*

Nationally 91% of defendants adjudicated in the Higher Courts were proven guilty, compared to 96% of defendants adjudicated in the Magistrates' Courts. In both court levels, adjudicated defendants with a principal offence of Illicit drug offences were most likely to be proven guilty (97% in Higher Courts, and 99% in Magistrates' Courts), whilst adjudicated defendants with a principal offence of Homicide and related offences had a lower rate of proven guilty outcomes (82% in Higher Courts and 69% in Magistrates' Courts).

In the Higher Courts, 81% of defendants adjudicated were finalised by pleading guilty, and 19% were finalised by a trial outcome (acquittal or proven guilty). Adjudicated defendants with a principal offence of Unlawful entry with intent or Weapons and explosive offences were more likely to be finalised with a guilty plea (both 91%) than for other principal offence types. Adjudicated defendants with a principal offence of Sexual assault and related offences or Homicide and related offences were less likely to plead guilty (58% and 50% respectively) than for other principal offences, and therefore most likely to have a trial outcome.

Of the 2,796 adjudicated defendants that had a trial outcome in the Higher Courts, 45% were acquitted. Three principal offences accounted for the majority of trial outcomes; Sexual assault and related offences (27%); Acts intended to cause injury (20%); and Illicit drug and related offences (11%). Defendants with a principal offence of Sexual assault and related offences and Acts intended to cause injury were more likely to be acquitted at trial (57% and 51% respectively), whilst defendants with a principal offence of Illicit drug and related offences were less likely to be acquitted (22%).

### DEFENDANTS PROVEN GUILTY

#### *Principal sentence*

Data on sentences are collected and published for all defendants that are proven guilty of one or more charges in a criminal court. Sentence refers to the principal sentence a defendant received (see paragraph 43 of the Explanatory Notes for further information on principal sentence).

Defendants proven guilty in the Higher Courts were more likely to have received a Custodial sentence in a correctional institution or the community than those found guilty in the Magistrates' Court (63% and 5% respectively). This reflects the nature of offences heard in each of the court levels, with the higher courts generally hearing more serious offences. However there were a much larger number of defendants sentenced to Custody in a correctional institution or the community by the Magistrates' Courts than the Higher Courts (23,377 and 8,272 respectively).

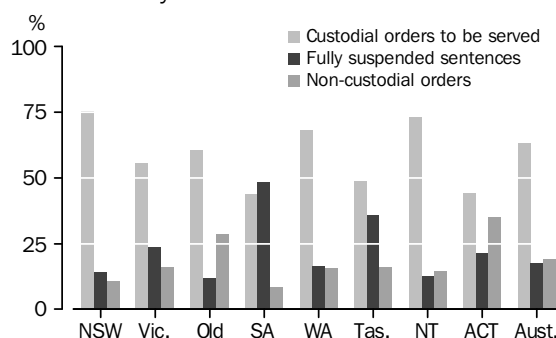
The proportion of defendants proven guilty in the Higher Courts that received a Custodial sentence in a correctional institution or the community ranged from 44% for Offences against justice procedures, government security and government operations and Public order offences to 90% for Homicide and related offences.

## SUMMARY OF FINDINGS *continued*

### *Principal sentence continued*

The proportion of defendants proven guilty in Higher Courts that received a Custodial sentence in a correctional institution or the community also varied across states and territories, ranging from 44% in South Australia and the Australian Capital Territory to 75% in New South Wales. Fully suspended sentences varied from a high of 48% in South Australia to a low of 12% in Queensland.

**DEFENDANTS PROVEN GUILTY, HIGHER COURTS, Selected principal sentences by states and territories**



In the Magistrates' Courts defendants proven guilty were most likely to receive a Custodial sentence in a correctional institution or the community or a Fully suspended sentence for principal offences of Robbery, extortion and related offences (55%), Unlawful entry with intent (53%) or Abduction and related offences (48%).

Defendants with a principal sentence of Non-custodial orders (Community supervision/work orders, Monetary orders and Other non-custodial sentences) accounted for 19% of defendants proven guilty in the Higher Courts, while for the Magistrates' Courts the majority (91%) of defendants proven guilty received this type of sentence.

The most common Non-custodial orders in the Magistrates' Courts were Monetary orders, with 72% of defendants proven guilty receiving this sentence type. Monetary orders were most common for the principal offence of Dangerous or negligent acts endangering persons (86% of defendants proven guilty) and Road traffic and motor vehicle regulatory offences (84%). Other Non-custodial orders (excluding Monetary orders) were most common for the principal offence of Homicide and related offences (46%).

### *Principal sentence – Age and sex*

In the Higher Courts, males proven guilty (65%) were more likely than females (48%) to receive a principal sentence of Custody in a correctional institution/community for all principal offences. Females proven guilty (23%) were more likely than males (17%) to receive a Fully suspended sentence.

In the Magistrates' Courts 72% of both males and females proven guilty received a Monetary order sentence, whilst 10% of males and 5% of females received a sentence of Custody in a correction institution/community or Fully suspended sentence.

A lower proportion of defendants proven guilty aged under 20 years received a Custodial sentence in a correctional institution or the community or a Fully suspended sentence than other age cohorts in both the Higher Courts (64%) and Magistrates' Courts (4%).

## SUMMARY OF FINDINGS *continued*

### DURATION FROM INITIATION TO FINALISATION

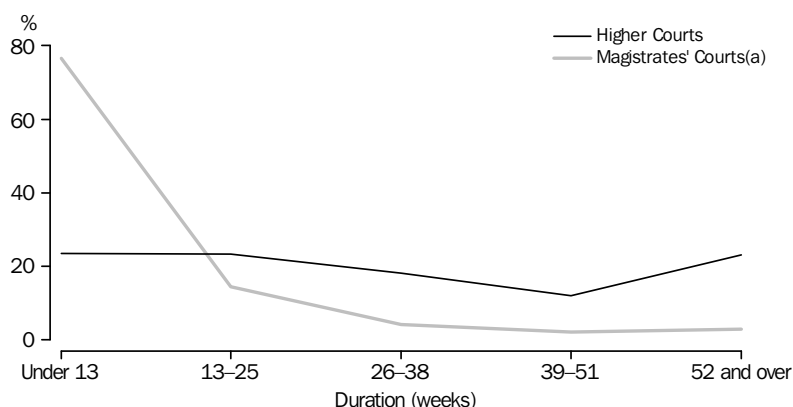
The nature of the charges presented to the court, along with the process required to deal with the charges (which is affected by the type of plea), impact on the time required for a court to finalise a case.

Defendants finalised in the Magistrates' Courts are generally finalised in a shorter amount of time than those finalised in the Higher Courts. In the Higher Courts, 24% were finalised within 13 weeks from initiation, compared to 73% finalised within 13 weeks in the Magistrates' Courts.

In the Higher Courts, 50% of all finalised defendants that went to trial were finalised at 52 weeks or more after initiation. Those acquitted took less time to be finalised (46% finalised 52 weeks or more after initiation), than those found guilty by the court (54%). Deception and related offences had the highest proportion of defendants finalised 52 weeks or more after initiation (58% acquitted, 70% found guilty by the court).

Where defendants pleaded guilty in the Higher Courts, 15% were finalised in 52 weeks or more, and 30% were finalised in less than 13 weeks. Less than a third (31%) of non-adjudicated defendants (including transfers) were finalised at 52 weeks or more from initiation.

### DEFENDANTS FINALISED, Duration from initiation to finalisation and court level



(a) Excludes defendants finalised by committal or transfer to a Higher Court in NSW.

In the Magistrates' Courts, 78% of finalised defendants that were proven guilty were finalised in less than 13 weeks, compared to 45% of those that were acquitted.

In the Magistrates' Courts, 30% of transfers were finalised in 13 weeks and under, and 55% of non-adjudications were finalised in this time frame.

Defendants adjudicated in the Magistrates' Courts with a principal offence of Dangerous or negligent acts or Public order offences had the shortest duration (84% and 87% respectively finalised within 13 weeks of initiation).

## SUMMARY CHARACTERISTICS OF DEFENDANTS, HIGHER COURTS, Principal offence

	<i>Homicide and related offences</i>	<i>Acts intended to cause injury</i>	<i>Sexual assault and related offences</i>	<i>Robbery, extortion and related offences</i>	<i>Unlawful entry with intent</i>	<i>Theft and related offences</i>	<i>Deception and related offences</i>	<i>Illicit drug offences</i>	<i>Other(a)</i>	<i>Total(b)</i>
NUMBER										
<b>Adjudicated outcomes</b>										
Acquitted	80	290	433	82	61	27	43	67	136	1 259
Proven guilty										
Guilty plea	221	2 477	1 053	1 292	1 470	557	914	2 015	1 603	11 632
Guilty finding	140	276	330	151	91	54	61	240	190	1 537
<i>Total</i>	361	2 753	1 383	1 443	1 561	611	975	2 255	1 793	13 169
<b>Total</b>	<b>441</b>	<b>3 043</b>	<b>1 816</b>	<b>1 525</b>	<b>1 622</b>	<b>638</b>	<b>1 018</b>	<b>2 322</b>	<b>1 929</b>	<b>14 428</b>
<b>Proven guilty outcomes</b>										
Custodial orders	348	2 125	1 214	1 332	1 237	404	771	1 910	1 281	10 623
Non-custodial orders	13	628	169	111	324	207	204	341	511	2 508
<b>Total(c)</b>	<b>361</b>	<b>2 753</b>	<b>1 383</b>	<b>1 443</b>	<b>1 561</b>	<b>611</b>	<b>975</b>	<b>2 255</b>	<b>1 793</b>	<b>13 169</b>
PROPORTION (%)										
<b>Adjudicated outcomes</b>										
Acquitted	18.1	9.5	23.8	5.4	3.8	4.2	4.2	2.9	7.1	8.7
Proven guilty										
Guilty plea	50.1	81.4	58.0	84.7	90.6	87.3	89.8	86.8	83.1	80.6
Guilty finding	31.7	9.1	18.2	9.9	5.6	8.5	6.0	10.3	9.8	10.7
<i>Total</i>	81.9	90.5	76.2	94.6	96.2	95.8	95.8	97.1	92.9	91.3
<b>Total</b>	<b>100.0</b>	<b>100.0</b>	<b>100.0</b>	<b>100.0</b>	<b>100.0</b>	<b>100.0</b>	<b>100.0</b>	<b>100.0</b>	<b>100.0</b>	<b>100.0</b>
<b>Proven guilty outcomes</b>										
Custodial orders	96.4	77.2	87.8	92.3	79.2	66.1	79.1	84.7	71.4	80.7
Non-custodial orders	3.6	22.8	12.2	7.7	20.8	33.9	20.9	15.1	28.5	19.0
<b>Total(c)</b>	<b>100.0</b>	<b>100.0</b>	<b>100.0</b>	<b>100.0</b>	<b>100.0</b>	<b>100.0</b>	<b>100.0</b>	<b>100.0</b>	<b>100.0</b>	<b>100.0</b>
(a) Includes Divisions 04, 05, 11, 12, 13, 14, 15 & 16 of ASOC (refer to Appendix 3).           (b) Includes defendants for whom offence data are missing or a principal offence could not be determined.           (c) Includes defendants for whom a principal sentence is unknown.										

## SUMMARY CHARACTERISTICS OF DEFENDANTS, MAGISTRATES' COURTS, Principal offence

	<i>Acts intended to cause injury</i>	<i>Dangerous or negligent acts endangering persons</i>	<i>Theft and related offences</i>	<i>Illicit drug offences</i>	<i>Public order offences</i>	<i>Road traffic and motor vehicle regulatory offences</i>	<i>Offences against justice procedures</i>	<i>Other(a)</i>	<i>Total(b)</i>
NUMBER									
<b>Adjudicated outcomes</b>									
Acquitted	2 862	455	768	281	2 275	9 702	1 016	1 935	19 309
Proven guilty(c)	30 847	36 737	34 366	27 030	43 074	214 974	31 547	55 298	473 988
<b>Total</b>	<b>33 709</b>	<b>37 192</b>	<b>35 134</b>	<b>27 311</b>	<b>45 349</b>	<b>224 676</b>	<b>32 563</b>	<b>57 233</b>	<b>493 297</b>
<b>Proven guilty outcomes</b>									
Custodial orders	7 596	1 767	5 964	2 460	1 106	10 022	3 385	8 818	41 124
Non-custodial orders	23 065	34 924	28 229	24 501	41 712	204 271	28 032	46 165	430 937
<b>Total(d)</b>	<b>30 847</b>	<b>36 737</b>	<b>34 366</b>	<b>27 030</b>	<b>43 074</b>	<b>214 974</b>	<b>31 547</b>	<b>55 298</b>	<b>473 988</b>
PROPORTION (%)									
<b>Adjudicated outcomes</b>									
Acquitted	8.5	1.2	2.2	1.0	5.0	4.3	3.1	3.4	3.9
Proven guilty(c)	91.5	98.8	97.8	99.0	95.0	95.7	96.9	96.6	96.1
<b>Total</b>	<b>100.0</b>	<b>100.0</b>	<b>100.0</b>	<b>100.0</b>	<b>100.0</b>	<b>100.0</b>	<b>100.0</b>	<b>100.0</b>	<b>100.0</b>
<b>Proven guilty outcomes</b>									
Custodial orders	24.6	4.8	17.4	9.1	2.6	4.7	10.7	15.9	8.7
Non-custodial orders	74.8	95.1	82.1	90.6	96.8	95.0	88.9	83.5	90.9
<b>Total(d)</b>	<b>100.0</b>	<b>100.0</b>	<b>100.0</b>	<b>100.0</b>	<b>100.0</b>	<b>100.0</b>	<b>100.0</b>	<b>100.0</b>	<b>100.0</b>
(a) Includes Divisions 01, 03, 05, 06, 07, 09, 11, 12 & 16 of ASOC (refer to Appendix 3). (b) Includes defendants for whom offence data are missing or a principal offence could not be determined. (c) Includes guilty finding, guilty plea, guilty ex-parte and guilty n.f.d. (d) Includes defendants for whom a principal sentence is unknown.									

	NUMBER				PERCENTAGE CHANGE (%)		
	2001–02(b)	2002–03	2003–04	2004–05	2001–02 to 2002–03	2002–03 to 2003–04	2003–04 to 2004–05
<b>Defendants finalised</b>							
Males	15 710	14 546	15 005	14 518	–7.4	3.2	–3.2
Females	2 271	2 086	2 292	1 979	–8.1	9.9	–13.7
Non-adjudicated outcomes							
Withdrawn by prosecution	2 208	2 066	2 181	2 004	–6.4	5.6	–8.1
Other(c)	560	113	131	90	–79.8	15.9	–31.3
Total	2 768	2 179	2 312	2 094	–21.3	6.1	–9.4
Adjudicated outcomes							
Acquitted	1 156	990	1 053	1 259	–14.4	6.4	19.6
Proven guilty							
Guilty plea	12 755	12 071	12 578	11 632	–5.4	4.2	–7.5
Guilty finding	1 318	1 403	1 372	1 537	6.4	–2.2	12.0
Total	14 073	13 474	13 950	13 169	–4.3	3.5	–5.6
Total	15 229	14 464	15 003	14 428	–5.0	3.7	–3.8
<b>Total outcomes(d)(e)</b>	<b>17 997</b>	<b>16 643</b>	<b>17 315</b>	<b>16 523</b>	<b>–7.5</b>	<b>4.0</b>	<b>–4.6</b>
Proven guilty outcomes							
Custodial orders	10 143	9 927	10 869	10 623	–2.1	9.5	–2.3
Non-custodial orders	3 874	3 465	2 986	2 508	–10.6	–13.8	–16.0
<b>Total(f)</b>	<b>14 073</b>	<b>13 474</b>	<b>13 950</b>	<b>13 169</b>	<b>–4.3</b>	<b>3.5</b>	<b>–5.6</b>

- (a) Detailed outcome splits are not available for reference periods prior to 2001–02 due to changes in methodology.
- (b) Includes defendants finalised by a bench warrant being issued.
- (c) Includes defendants finalised by transfer to other court levels.

- (d) Includes organisations and persons with unknown sex.
- (e) Includes defendants with unknown method of finalisation.
- (f) Includes defendants for whom a principal sentence is unknown.

	2003–04	2004–05	Percentage change
	no.	no.	%
<b>Defendants finalised</b>			
Males	410 875	432 622	5.3
Females	104 246	112 273	7.7
Non-adjudicated outcomes			
Withdrawn by prosecution	46 268	47 647	3.0
Other(a)	14 438	16 470	14.1
<i>Total</i>	60 706	64 117	5.6
Adjudicated outcomes			
Acquitted	18 787	19 309	2.8
Proven guilty(b)	447 863	473 988	5.8
<i>Total</i>	466 661	493 297	5.7
<b>Total outcomes(c)(d)</b>	<b>527 374</b>	<b>557 426</b>	<b>5.7</b>
Proven guilty outcomes			
Custodial orders	39 638	41 124	3.7
Non-custodial orders	406 327	430 937	6.1
<b>Total(e)</b>	<b>447 863</b>	<b>473 988</b>	<b>5.8</b>

- (a) Includes defendants finalised by transfer to other court levels.  
 (b) Includes guilty finding, guilty plea, guilty ex-parte and guilty n.f.d.  
 (c) Includes organisations and persons with unknown sex.  
 (d) Includes defendants with unknown method of finalisation.  
 (e) Includes defendants for whom a principal sentence is unknown.



	NUMBER				PERCENTAGE CHANGE (%)		
	2001–02	2002–03	2003–04	2004–05	2001–02 to 2002–03	2002–03 to 2003–04	2003–04 to 2004–05
Homicide and related offences							
Murder	158	179	132	165	13.3	–26.3	25.0
Other	305	272	287	276	–10.8	5.5	–3.8
Total	463	451	419	441	–2.6	–7.1	5.3
Acts intended to cause injury	3 103	2 976	3 112	3 043	–4.1	4.6	–2.2
Sexual assault and related offences	1 585	1 567	1 577	1 816	–1.1	0.6	15.2
Dangerous or negligent acts endangering persons	403	483	475	446	19.9	–1.7	–6.1
Abduction and related offences	110	97	116	117	–11.8	19.6	0.9
Robbery, extortion and related offences	2 022	1 751	1 684	1 525	–13.4	–3.8	–9.4
Unlawful entry with intent	2 206	2 171	2 246	1 622	–1.6	3.5	–27.8
Theft and related offences	820	751	790	638	–8.4	5.2	–19.2
Deception and related offences							
Fraud, forgery or false financial instruments	561	530	516	507	–5.5	–2.6	–1.7
Dishonest conversion	431	436	439	358	1.2	0.7	–18.5
Other	117	111	147	153	–5.1	32.4	4.1
Total(a)	1 109	1 077	1 102	1 018	–2.9	2.3	–7.6
Illicit drug offences							
Import or export illicit drugs	73	59	74	111	–19.2	25.4	50.0
Deal or traffic in illicit drugs	1 518	1 410	1 547	1 577	–7.1	9.7	1.9
Manufacture or cultivate illicit drugs	315	259	393	475	–17.8	51.7	20.9
Other(b)	112	81	96	159	–27.7	18.5	65.6
Total	2 018	1 809	2 110	2 322	–10.4	16.6	10.0
Weapons and explosives offences	61	60	68	125	–1.6	13.3	83.8
Property damage and environmental pollution	367	385	381	348	4.9	–1.0	–8.7
Public order offences	195	205	216	251	5.1	5.4	16.2
Road traffic and motor vehicle regulatory offences	—	—	5	3	—	—	–40.0
Offences against justice procedures, gov't security and operations	280	257	274	303	–8.2	6.6	10.6
Miscellaneous offences	349	289	295	335	–17.2	2.1	13.6
<b>Total(c)</b>	<b>15 232</b>	<b>14 462</b>	<b>14 999</b>	<b>14 428</b>	<b>–5.1</b>	<b>3.7</b>	<b>–3.8</b>

— nil or rounded to zero (including null cells)

(a) Includes Subdivisions 092 (Counterfeiting currency and related offences) and 094 (Bribery).

(b) Includes all offences under Subdivision 104 (Possess and/or use illicit drugs).

(c) Includes defendants for whom offence data are missing or a principal offence could not be determined.

	2003–04	2004–05	Percentage change
	no.	no.	%
Homicide and related offences	111	113	1.8
Acts intended to cause injury	32 995	33 709	2.2
Sexual assault and related offences	869	853	-1.8
Dangerous or negligent acts endangering persons	33 348	37 192	11.5
Abduction and related offences	36	32	-11.1
Robbery, extortion and related offences	344	326	-5.2
Unlawful entry with intent	7 537	6 420	-14.8
Theft and related offences			
Theft/illegal use of motor vehicle	3 838	2 989	-22.1
Receiving or handling proceeds of crime	7 669	6 485	-15.4
Other(a)	26 859	25 657	-4.5
Total(b)	38 366	35 134	-8.4
Deception and related offences	16 857	17 313	2.7
Illicit drug offences			
Import or export illicit drugs	15	9	-40.0
Deal or traffic in illicit drugs	2 860	3 000	4.9
Manufacture or cultivate illicit drugs	4 704	3 678	-21.8
Possess and/or use illicit drugs	17 259	12 995	-24.7
Total(c)	28 355	27 311	-3.7
Weapons and explosives offences	6 333	6 017	-5.0
Property damage and environmental pollution	12 799	11 754	-8.2
Public order offences			
Disorderly conduct	39 018	40 623	4.1
Regulated public order offences	4 304	4 726	9.8
Total	43 322	45 349	4.7
Road traffic and motor vehicle regulatory offences	205 672	224 676	9.2
Offences against justice procedures, gov't security and operations			
Breach of domestic violence order	7 222	8 624	19.4
Other	18 282	23 939	30.9
Total	25 504	32 563	27.7
Miscellaneous offences	13 792	14 405	4.4
<b>Total(d)</b>	<b>466 661</b>	<b>493 297</b>	<b>5.7</b>

(a) Includes Subdivisions 082 and 084 and Group 0813 of the ASOC (refer to Appendix 3).

(b) Includes theft and related offences n.f.d.

(c) Includes other illicit drug offences n.e.c.

(d) Includes defendants for whom offence data are missing or a principal offence could not be determined.

## SUMMARY CHARACTERISTICS OF DEFENDANTS, HIGHER COURTS, States and territories

	NSW	Vic.	Qld(a)	SA	WA	Tas.	NT	ACT	Aust.
NUMBER									
<b>Defendants finalised</b>									
Males	3 059	2 109	5 222	832	2 403	461	311	121	14 518
Females	297	293	880	109	292	65	20	23	1 979
Non-adjudicated outcomes									
Withdrawn by prosecution	291	115	1 018	182	248	100	32	18	2 004
Other(b)	49	3	—	14	17	—	3	4	90
<i>Total</i>	340	118	1 018	196	265	100	35	22	2 094
Adjudicated outcomes									
Acquitted	284	220	292	67	305	42	27	22	1 259
Proven guilty									
Guilty plea	2 425	1 825	4 580	485	1 673	290	263	91	11 632
Guilty finding	307	262	214	193	452	94	6	9	1 537
<i>Total</i>	2 732	2 087	4 794	678	2 125	384	269	100	13 169
<i>Total</i>	3 016	2 307	5 086	745	2 430	426	296	122	14 428
<b>Total outcomes(c)(d)</b>	<b>3 356</b>	<b>2 425</b>	<b>6 105</b>	<b>941</b>	<b>2 695</b>	<b>526</b>	<b>331</b>	<b>144</b>	<b>16 523</b>
Proven guilty outcomes									
Custodial orders	2 437	1 717	3 435	622	1 794	323	230	65	10 623
Non-custodial orders	295	334	1 359	56	329	61	39	35	2 508
<b>Total(e)</b>	<b>2 732</b>	<b>2 087</b>	<b>4 794</b>	<b>678</b>	<b>2 125</b>	<b>384</b>	<b>269</b>	<b>100</b>	<b>13 169</b>
PROPORTION (%)									
<b>Defendants finalised</b>									
Males	91.2	87.0	85.5	88.4	89.2	87.6	94.0	84.0	87.9
Females	8.8	12.1	14.4	11.6	10.8	12.4	6.0	16.0	12.0
Non-adjudicated outcomes									
Withdrawn by prosecution	8.7	4.7	16.7	19.3	9.2	19.0	9.7	12.5	12.1
Other(b)	1.5	0.1	—	1.5	0.6	—	0.9	2.8	0.5
<i>Total</i>	10.1	4.9	16.7	20.8	9.8	19.0	10.6	15.3	12.7
Adjudicated outcomes									
Acquitted	8.5	9.1	4.8	7.1	11.3	8.0	8.2	15.3	7.6
Proven guilty									
Guilty plea	72.3	75.3	75.0	51.5	62.1	55.1	79.5	63.2	70.4
Guilty finding	9.1	10.8	3.5	20.5	16.8	17.9	1.8	6.3	9.3
<i>Total</i>	81.4	86.1	78.5	72.1	78.8	73.0	81.3	69.4	79.7
<i>Total</i>	89.9	95.1	83.3	79.2	90.2	81.0	89.4	84.7	87.3
<b>Total outcomes(c)(d)</b>	<b>100.0</b>	<b>100.0</b>	<b>100.0</b>	<b>100.0</b>	<b>100.0</b>	<b>100.0</b>	<b>100.0</b>	<b>100.0</b>	<b>100.0</b>
Proven guilty outcomes									
Custodial orders	89.2	82.3	71.7	91.7	84.4	84.1	85.5	65.0	80.7
Non-custodial orders	10.8	16.0	28.3	8.3	15.5	15.9	14.5	35.0	19.0
<b>Total(e)</b>	<b>100.0</b>	<b>100.0</b>	<b>100.0</b>	<b>100.0</b>	<b>100.0</b>	<b>100.0</b>	<b>100.0</b>	<b>100.0</b>	<b>100.0</b>
— nil or rounded to zero (including null cells) (c) Includes organisations and persons with unknown sex. (a) Excludes children treated as adults (see Explanatory Note 10). (d) Includes defendants with an unknown method of finalisation. (b) Includes defendants finalised by transfers to other court levels. (e) Includes defendants for whom a principal sentence is unknown.									

	NSW(a)	Vic.	Qld	SA(b)	WA	Tas.	NT	ACT	Aust.
NUMBER									
<b>Defendants finalised</b>									
Males	127 089	78 456	105 004	35 388	45 877	29 957	7 194	3 657	432 622
Females	29 532	17 937	27 620	8 366	12 367	14 100	1 491	860	112 273
Non-adjudicated outcomes									
Withdrawn by prosecution	12 567	13 441	9 926	7 749	1 875	534	522	1 033	47 647
Other(c)	5 228	2 541	4 388	1 082	2 386	466	180	199	16 470
Total	17 795	15 982	14 314	8 831	4 261	1 000	702	1 232	64 117
Adjudicated outcomes									
Acquitted	5 711	3 193	539	85	735	8 442	445	159	19 309
Proven guilty(d)	137 054	79 921	119 152	35 218	55 140	36 573	7 745	3 185	473 988
Total	142 765	83 114	119 691	35 303	55 875	45 015	8 190	3 344	493 297
<b>Total outcomes(e)(f)</b>	<b>160 560</b>	<b>99 096</b>	<b>134 005</b>	<b>44 134</b>	<b>60 136</b>	<b>46 019</b>	<b>8 892</b>	<b>4 584</b>	<b>557 426</b>
Proven guilty outcomes									
Custodial orders	13 630	10 783	5 769	2 387	4 108	1 655	2 324	468	41 124
Non-custodial orders	123 424	68 532	113 383	32 796	50 987	33 725	5 420	2 670	430 937
<b>Total(g)</b>	<b>137 054</b>	<b>79 921</b>	<b>119 152</b>	<b>35 218</b>	<b>55 140</b>	<b>36 573</b>	<b>7 745</b>	<b>3 185</b>	<b>473 988</b>

PROPORTION (%)									
<b>Defendants finalised</b>									
Males	79.2	79.2	78.4	80.2	76.3	65.1	80.9	79.8	77.6
Females	18.4	18.1	20.6	19.0	20.6	30.6	16.8	18.8	20.1
Non-adjudicated outcomes									
Withdrawn by prosecution	7.8	13.6	7.4	17.6	3.1	1.2	5.9	22.5	8.6
Other(c)	3.3	2.6	3.3	2.5	4.0	1.0	2.0	4.3	3.0
Total	11.1	16.1	10.7	20.0	7.1	2.2	7.9	26.9	11.5
Adjudicated outcomes									
Acquitted	3.6	3.2	0.4	0.2	1.2	18.3	5.0	3.5	3.5
Proven guilty(d)	85.4	80.7	88.9	79.8	91.7	79.5	87.1	69.5	85.0
Total	88.9	83.9	89.3	80.0	92.9	97.8	92.1	73.0	88.5
<b>Total outcomes(e)(f)</b>	<b>100.0</b>	<b>100.0</b>	<b>100.0</b>	<b>100.0</b>	<b>100.0</b>	<b>100.0</b>	<b>100.0</b>	<b>100.0</b>	<b>100.0</b>
Proven guilty outcomes									
Custodial orders	9.9	13.5	4.8	6.8	7.5	4.5	30.0	14.7	8.7
Non-custodial orders	90.1	85.7	95.2	93.1	92.5	92.2	70.0	83.8	90.9
<b>Total(g)</b>	<b>100.0</b>	<b>100.0</b>	<b>100.0</b>	<b>100.0</b>	<b>100.0</b>	<b>100.0</b>	<b>100.0</b>	<b>100.0</b>	<b>100.0</b>

(a) Refers to finalised appearances rather than finalised defendants in the Magistrates' Court, resulting in a possible increase in the population counts (see Explanatory Note 12).

(b) Excludes children treated as adults (see Explanatory Note 11).

(c) Includes defendants finalised by transfers to other court levels.

(d) Includes guilty finding, guilty plea, guilty ex-parte and guilty n.f.d.

(e) Includes organisations and persons with unknown sex.

(f) Includes defendants with an unknown method of finalisation.

(g) Includes defendants for whom a principal sentence is unknown.

## DEFENDANTS ADJUDICATED, HIGHER COURTS, Principal offence by age

	<i>Under 20 years</i>	<i>20-24 years</i>	<i>25-29 years</i>	<i>30-34 years</i>	<i>35-44 years</i>	<i>45 years and over</i>	<i>Total(a)</i>
NUMBER							
Homicide and related offences	33	91	76	66	101	72	441
Acts intended to cause injury	315	773	581	520	589	260	3 043
Sexual assault and related offences	103	203	179	239	458	632	1 816
Dangerous or negligent acts endangering persons	43	129	74	78	75	47	446
Abduction and related offences	12	19	24	27	23	10	117
Robbery, extortion and related offences	286	518	295	173	177	68	1 525
Unlawful entry with intent	236	490	324	275	234	63	1 622
Theft and related offences	71	138	118	103	124	83	638
Deception and related offences	14	113	153	166	270	300	1 018
Illicit drug offences	56	338	402	428	621	476	2 322
Weapons and explosives offences	6	24	27	18	28	22	125
Property damage and environmental pollution	49	96	53	40	61	47	348
Public order offences	19	53	38	36	52	52	251
Road traffic and motor vehicle regulatory offences	—	3	—	—	—	—	3
Offences against justice procedures, gov't security and operations	19	70	53	38	72	49	303
Miscellaneous offences	9	57	50	53	95	54	335
<b>Total(b)</b>	<b>1 273</b>	<b>3 124</b>	<b>2 462</b>	<b>2 268</b>	<b>3 002</b>	<b>2 251</b>	<b>14 428</b>

PROPORTION (%)							
Homicide and related offences	2.6	2.9	3.1	2.9	3.4	3.2	3.1
Acts intended to cause injury	24.7	24.7	23.6	22.9	19.6	11.6	21.1
Sexual assault and related offences	8.1	6.5	7.3	10.5	15.3	28.1	12.6
Dangerous or negligent acts endangering persons	3.4	4.1	3.0	3.4	2.5	2.1	3.1
Abduction and related offences	0.9	0.6	1.0	1.2	0.8	0.4	0.8
Robbery, extortion and related offences	22.5	16.6	12.0	7.6	5.9	3.0	10.6
Unlawful entry with intent	18.5	15.7	13.2	12.1	7.8	2.8	11.2
Theft and related offences	5.6	4.4	4.8	4.5	4.1	3.7	4.4
Deception and related offences	1.1	3.6	6.2	7.3	9.0	13.3	7.1
Illicit drug offences	4.4	10.8	16.3	18.9	20.7	21.1	16.1
Weapons and explosives offences	0.5	0.8	1.1	0.8	0.9	1.0	0.9
Property damage and environmental pollution	3.8	3.1	2.2	1.8	2.0	2.1	2.4
Public order offences	1.5	1.7	1.5	1.6	1.7	2.3	1.7
Road traffic and motor vehicle regulatory offences	—	0.1	—	—	—	—	—
Offences against justice procedures, gov't security and operations	1.5	2.2	2.2	1.7	2.4	2.2	2.1
Miscellaneous offences	0.7	1.8	2.0	2.3	3.2	2.4	2.3
<b>Total(b)</b>	<b>100.0</b>	<b>100.0</b>	<b>100.0</b>	<b>100.0</b>	<b>100.0</b>	<b>100.0</b>	<b>100.0</b>

— nil or rounded to zero (including null cells)

(b) Includes defendants for whom offence data are missing or a principal offence could not be determined.

(a) Includes organisations and persons with unknown age.

## DEFENDANTS ADJUDICATED, MAGISTRATES' COURTS, Principal offence by age

	<i>Under 20 years</i>	<i>20-24 years</i>	<i>25-29 years</i>	<i>30-34 years</i>	<i>35-44 years</i>	<i>45 years and over</i>	<i>Total(a)</i>
NUMBER							
Homicide and related offences	10	23	16	10	27	27	113
Acts intended to cause injury	2 889	7 109	5 747	5 816	7 982	4 096	33 709
Sexual assault and related offences	50	102	87	116	226	265	853
Dangerous or negligent acts endangering persons	5 635	9 794	5 726	4 549	6 086	5 198	37 192
Abduction and related offences	3	6	9	—	7	5	32
Robbery, extortion and related offences	83	82	57	44	44	13	326
Unlawful entry with intent	1 300	1 829	1 219	978	861	207	6 420
Theft and related offences	5 670	8 144	5 966	5 015	6 096	4 117	35 134
Deception and related offences	1 754	3 825	3 029	2 605	3 398	2 275	17 313
Illicit drug offences	2 661	6 379	5 178	4 462	5 818	2 789	27 311
Weapons and explosives offences	664	1 234	870	823	1 274	1 140	6 017
Property damage and environmental pollution	2 305	3 171	1 806	1 529	1 863	824	11 754
Public order offences	7 816	11 664	6 991	5 841	7 601	4 382	45 349
Road traffic and motor vehicle regulatory offences	17 802	47 126	35 109	30 057	41 910	35 965	224 676
Offences against justice procedures, gov't security and operations	3 361	6 148	4 750	4 750	6 823	4 101	32 563
Miscellaneous offences	683	1 602	1 440	1 530	2 366	1 975	14 405
<b>Total(b)</b>	<b>52 693</b>	<b>108 260</b>	<b>78 017</b>	<b>68 148</b>	<b>92 401</b>	<b>67 401</b>	<b>493 297</b>

PROPORTION (%)							
Homicide and related offences	—	—	—	—	—	—	—
Acts intended to cause injury	5.5	6.6	7.4	8.5	8.6	6.1	6.8
Sexual assault and related offences	0.1	0.1	0.1	0.2	0.2	0.4	0.2
Dangerous or negligent acts endangering persons	10.7	9.0	7.3	6.7	6.6	7.7	7.5
Abduction and related offences	—	—	—	—	—	—	—
Robbery, extortion and related offences	0.2	0.1	0.1	0.1	—	—	0.1
Unlawful entry with intent	2.5	1.7	1.6	1.4	0.9	0.3	1.3
Theft and related offences	10.8	7.5	7.6	7.4	6.6	6.1	7.1
Deception and related offences	3.3	3.5	3.9	3.8	3.7	3.4	3.5
Illicit drug offences	5.1	5.9	6.6	6.5	6.3	4.1	5.5
Weapons and explosives offences	1.3	1.1	1.1	1.2	1.4	1.7	1.2
Property damage and environmental pollution	4.4	2.9	2.3	2.2	2.0	1.2	2.4
Public order offences	14.8	10.8	9.0	8.6	8.2	6.5	9.2
Road traffic and motor vehicle regulatory offences	33.8	43.5	45.0	44.1	45.4	53.4	45.5
Offences against justice procedures, gov't security and operations	6.4	5.7	6.1	7.0	7.4	6.1	6.6
Miscellaneous offences	1.3	1.5	1.8	2.2	2.6	2.9	2.9
<b>Total(b)</b>	<b>100.0</b>	<b>100.0</b>	<b>100.0</b>	<b>100.0</b>	<b>100.0</b>	<b>100.0</b>	<b>100.0</b>

— nil or rounded to zero (including null cells)

(b) Includes defendants for whom offence data are missing or a principal offence could not be determined.

(a) Includes organisations and persons with unknown age.

	HIGHER COURTS				MAGISTRATES' COURTS		
	Acquitted	Guilty verdict	Guilty plea	Total	Acquitted	Proven guilty(a)	Total
MALES (no.)							
Homicide and related offences	70	127	194	391	32	56	88
Acts intended to cause injury	262	254	2 157	2 673	2 433	25 491	27 924
Sexual assault and related offences	426	330	1 033	1 789	188	653	841
Dangerous or negligent acts endangering persons	24	28	344	396	378	29 970	30 348
Abduction and related offences	16	17	70	103	9	19	28
Robbery, extortion and related offences	70	140	1 169	1 379	48	231	279
Unlawful entry with intent	56	84	1 341	1 481	194	5 533	5 727
Theft and related offences	22	41	448	511	554	23 090	23 644
Deception and related offences	34	50	627	711	255	11 109	11 364
Illicit drug offences	53	209	1 746	2 008	217	21 821	22 038
Weapons and explosives offences	4	4	109	117	103	5 430	5 533
Property damage and environmental pollution	29	28	244	301	221	9 796	10 017
Public order offences	19	24	192	235	1 981	36 169	38 150
Road traffic and motor vehicle regulatory offences	—	—	3	3	6 031	165 394	171 425
Offences against justice procedures, gov't security and operations	11	30	200	241	643	24 540	25 183
Miscellaneous offences	13	31	244	288	386	9 795	10 181
<b>Total(b)</b>	<b>1 144</b>	<b>1 400</b>	<b>10 148</b>	<b>12 692</b>	<b>13 683</b>	<b>369 186</b>	<b>382 869</b>

MALES (%)							
Homicide and related offences	17.9	32.5	49.6	100.0	36.4	63.6	100.0
Acts intended to cause injury	9.8	9.5	80.7	100.0	8.7	91.3	100.0
Sexual assault and related offences	23.8	18.4	57.7	100.0	22.4	77.6	100.0
Dangerous or negligent acts endangering persons	6.1	7.1	86.9	100.0	1.2	98.8	100.0
Abduction and related offences	15.5	16.5	68.0	100.0	32.1	67.9	100.0
Robbery, extortion and related offences	5.1	10.2	84.8	100.0	17.2	82.8	100.0
Unlawful entry with intent	3.8	5.7	90.5	100.0	3.4	96.6	100.0
Theft and related offences	4.3	8.0	87.7	100.0	2.3	97.7	100.0
Deception and related offences	4.8	7.0	88.2	100.0	2.2	97.8	100.0
Illicit drug offences	2.6	10.4	87.0	100.0	1.0	99.0	100.0
Weapons and explosives offences	3.4	3.4	93.2	100.0	1.9	98.1	100.0
Property damage and environmental pollution	9.6	9.3	81.1	100.0	2.2	97.8	100.0
Public order offences	8.1	10.2	81.7	100.0	5.2	94.8	100.0
Road traffic and motor vehicle regulatory offences	—	—	100.0	100.0	3.5	96.5	100.0
Offences against justice procedures, gov't security and operations	4.6	12.4	83.0	100.0	2.6	97.4	100.0
Miscellaneous offences	4.5	10.8	84.7	100.0	3.8	96.2	100.0
<b>Total(b)</b>	<b>9.0</b>	<b>11.0</b>	<b>80.0</b>	<b>100.0</b>	<b>3.6</b>	<b>96.4</b>	<b>100.0</b>

— nil or rounded to zero (including null cells)

(a) Includes guilty finding, guilty plea, guilty ex-parte and guilty n.f.d..

(b) Includes defendants for whom offence data are missing or a principal offence could not be determined.

	HIGHER COURTS				MAGISTRATES' COURTS		
	Acquitted	Guilty verdict	Guilty plea	Total	Acquitted	Proven guilty(a)	Total
FEMALES (no.)							
Homicide and related offences	10	13	27	50	3	22	25
Acts intended to cause injury	28	22	320	370	419	5 271	5 690
Sexual assault and related offences	7	—	20	27	4	6	10
Dangerous or negligent acts endangering persons	5	5	40	50	77	6 436	6 513
Abduction and related offences	—	4	10	14	—	4	4
Robbery, extortion and related offences	12	11	123	146	6	41	47
Unlawful entry with intent	5	7	129	141	24	644	668
Theft and related offences	5	13	109	127	212	11 184	11 396
Deception and related offences	9	11	287	307	138	5 622	5 760
Illicit drug offences	14	31	269	314	64	5 144	5 208
Weapons and explosives offences	3	—	5	8	15	454	469
Property damage and environmental pollution	5	5	35	45	43	1 591	1 634
Public order offences	—	3	13	16	287	6 721	7 008
Road traffic and motor vehicle regulatory offences	—	—	—	—	2 816	45 058	47 874
Offences against justice procedures, gov't security and operations	3	4	55	62	244	5 357	5 601
Miscellaneous offences	—	5	26	31	190	2 201	2 391
<b>Total(b)</b>	<b>111</b>	<b>135</b>	<b>1 471</b>	<b>1 717</b>	<b>4 544</b>	<b>95 779</b>	<b>100 323</b>
FEMALES (%)							
Homicide and related offences	20.0	26.0	54.0	100.0	12.0	88.0	100.0
Acts intended to cause injury	7.6	5.9	86.5	100.0	7.4	92.6	100.0
Sexual assault and related offences	25.9	—	74.1	100.0	40.0	60.0	100.0
Dangerous or negligent acts endangering persons	10.0	10.0	80.0	100.0	1.2	98.8	100.0
Abduction and related offences	—	28.6	71.4	100.0	—	100.0	100.0
Robbery, extortion and related offences	8.2	7.5	84.2	100.0	12.8	87.2	100.0
Unlawful entry with intent	3.5	5.0	91.5	100.0	3.6	96.4	100.0
Theft and related offences	3.9	10.2	85.8	100.0	1.9	98.1	100.0
Deception and related offences	2.9	3.6	93.5	100.0	2.4	97.6	100.0
Illicit drug offences	4.5	9.9	85.7	100.0	1.2	98.8	100.0
Weapons and explosives offences	37.5	—	62.5	100.0	3.2	96.8	100.0
Property damage and environmental pollution	11.1	11.1	77.8	100.0	2.6	97.4	100.0
Public order offences	—	18.8	81.3	100.0	4.1	95.9	100.0
Road traffic and motor vehicle regulatory offences	—	—	—	—	5.9	94.1	100.0
Offences against justice procedures, gov't security and operations	4.8	6.5	88.7	100.0	4.4	95.6	100.0
Miscellaneous offences	—	16.1	83.9	100.0	7.9	92.1	100.0
<b>Total(b)</b>	<b>6.5</b>	<b>7.9</b>	<b>85.7</b>	<b>100.0</b>	<b>4.5</b>	<b>95.5</b>	<b>100.0</b>

— nil or rounded to zero (including null cells)

(a) Includes guilty finding, guilty plea, guilty ex-parte and guilty n.f.d..

(b) Includes defendants for whom offence data are missing or a principal offence could not be determined.



	HIGHER COURTS				MAGISTRATES' COURTS		
	Acquitted	Guilty verdict	Guilty plea	Total	Acquitted	Proven guilty(a)	Total
TOTAL (no.) (b)							
Homicide and related offences	80	140	221	441	35	78	113
Acts intended to cause injury	290	276	2 477	3 043	2 862	30 847	33 709
Sexual assault and related offences	433	330	1 053	1 816	193	660	853
Dangerous or negligent acts endangering persons	29	33	384	446	455	36 737	37 192
Abduction and related offences	16	21	80	117	9	23	32
Robbery, extortion and related offences	82	151	1 292	1 525	54	272	326
Unlawful entry with intent	61	91	1 470	1 622	218	6 202	6 420
Theft and related offences	27	54	557	638	768	34 366	35 134
Deception and related offences	43	61	914	1 018	401	16 912	17 313
Illicit drug offences	67	240	2 015	2 322	281	27 030	27 311
Weapons and explosives offences	7	4	114	125	120	5 897	6 017
Property damage and environmental pollution	34	33	281	348	268	11 486	11 754
Public order offences	19	27	205	251	2 275	43 074	45 349
Road traffic and motor vehicle regulatory offences	—	—	3	3	9 702	214 974	224 676
Offences against justice procedures, gov't security and operations	14	34	255	303	1 016	31 547	32 563
Miscellaneous offences	16	38	281	335	637	13 768	14 405
<b>Total(c)</b>	<b>1 259</b>	<b>1 537</b>	<b>11 632</b>	<b>14 428</b>	<b>19 309</b>	<b>473 988</b>	<b>493 297</b>
TOTAL (%) (b)							
Homicide and related offences	18.1	31.7	50.1	100.0	31.0	69.0	100.0
Acts intended to cause injury	9.5	9.1	81.4	100.0	8.5	91.5	100.0
Sexual assault and related offences	23.8	18.2	58.0	100.0	22.6	77.4	100.0
Dangerous or negligent acts endangering persons	6.5	7.4	86.1	100.0	1.2	98.8	100.0
Abduction and related offences	13.7	17.9	68.4	100.0	28.1	71.9	100.0
Robbery, extortion and related offences	5.4	9.9	84.7	100.0	16.6	83.4	100.0
Unlawful entry with intent	3.8	5.6	90.6	100.0	3.4	96.6	100.0
Theft and related offences	4.2	8.5	87.3	100.0	2.2	97.8	100.0
Deception and related offences	4.2	6.0	89.8	100.0	2.3	97.7	100.0
Illicit drug offences	2.9	10.3	86.8	100.0	1.0	99.0	100.0
Weapons and explosives offences	5.6	3.2	91.2	100.0	2.0	98.0	100.0
Property damage and environmental pollution	9.8	9.5	80.7	100.0	2.3	97.7	100.0
Public order offences	7.6	10.8	81.7	100.0	5.0	95.0	100.0
Road traffic and motor vehicle regulatory offences	—	—	100.0	100.0	4.3	95.7	100.0
Offences against justice procedures, gov't security and operations	4.6	11.2	84.2	100.0	3.1	96.9	100.0
Miscellaneous offences	4.8	11.3	83.9	100.0	4.4	95.6	100.0
<b>Total(c)</b>	<b>8.7</b>	<b>10.7</b>	<b>80.6</b>	<b>100.0</b>	<b>3.9</b>	<b>96.1</b>	<b>100.0</b>
— nil or rounded to zero (including null cells) (a) Includes guilty finding, guilty plea, guilty ex-parte and guilty n.f.d.. (b) Includes organisations and persons with unknown sex. (c) Includes defendants for whom offence data are missing or a principal offence could not be determined.							

## DEFENDANTS PROVEN GUILTY, HIGHER COURTS, Sex and principal sentence by age

	<i>Under 20 years</i>	<i>20-24 years</i>	<i>25-29 years</i>	<i>30-34 years</i>	<i>35-44 years</i>	<i>45 years and over</i>	<i>Total(a)</i>
NUMBER							
<b>Males</b>							
Custodial orders							
Custody in a correctional institution	481	1 408	1 252	1 170	1 462	1 061	6 846
Custody in the community	124	202	118	68	92	47	652
Fully suspended sentence	140	442	344	290	400	306	1 924
Total(b)	746	2 054	1 722	1 537	1 970	1 426	9 470
Non-custodial orders							
Community supervision/work orders	308	367	136	126	135	91	1 165
Monetary orders	31	129	76	89	105	113	544
Other non-custodial orders	45	74	49	42	63	62	336
Total	384	570	261	257	303	266	2 045
<b>Total(c)</b>	<b>1 132</b>	<b>2 629</b>	<b>1 988</b>	<b>1 795</b>	<b>2 284</b>	<b>1 700</b>	<b>11 548</b>
<b>Females</b>							
Custodial orders							
Custody in a correctional institution	20	97	121	127	175	113	653
Custody in the community	12	30	24	23	22	10	121
Fully suspended sentence	14	72	64	65	93	56	365
Total(b)	46	200	211	216	294	185	1 153
Non-custodial orders							
Community supervision/work orders	43	89	40	39	46	22	279
Monetary orders	3	14	10	11	20	18	76
Other non-custodial orders	9	22	10	12	26	13	93
Total	55	125	60	62	92	53	448
<b>Total(c)</b>	<b>101</b>	<b>326</b>	<b>273</b>	<b>279</b>	<b>387</b>	<b>238</b>	<b>1 606</b>
<b>Defendants(d)</b>							
Custodial orders							
Custody in a correctional institution	501	1 505	1 373	1 297	1 637	1 174	7 499
Custody in the community	136	232	142	91	114	57	773
Fully suspended sentence	154	514	408	355	493	362	2 289
Total(b)	792	2 254	1 933	1 753	2 264	1 611	10 623
Non-custodial orders							
Community supervision/work orders	351	456	176	165	181	113	1 444
Monetary orders	34	143	86	100	125	131	635
Other non-custodial orders	54	96	59	54	89	75	429
Total	439	695	321	319	395	319	2 508
<b>Total(c)</b>	<b>1 233</b>	<b>2 955</b>	<b>2 261</b>	<b>2 074</b>	<b>2 671</b>	<b>1 938</b>	<b>13 169</b>

(a) Includes organisations and persons with unknown age.

(b) Includes custodial orders n.f.d.

(c) Includes defendants for whom a principal sentence is unknown.

(d) Includes organisations and persons with unknown sex.

	Under 20 years	20-24 years	25-29 years	30-34 years	35-44 years	45 years and over	Total(a)
PROPORTION (%)							
<b>Males</b>							
Custodial orders							
Custody in a correctional institution	42.5	53.6	63.0	65.2	64.0	62.4	59.3
Custody in the community	11.0	7.7	5.9	3.8	4.0	2.8	5.6
Fully suspended sentence	12.4	16.8	17.3	16.2	17.5	18.0	16.7
Total(b)	65.9	78.1	86.6	85.6	86.3	83.9	82.0
Non-custodial orders							
Community supervision/work orders	27.2	14.0	6.8	7.0	5.9	5.4	10.1
Monetary orders	2.7	4.9	3.8	5.0	4.6	6.6	4.7
Other non-custodial orders	4.0	2.8	2.5	2.3	2.8	3.6	2.9
Total	33.9	21.7	13.1	14.3	13.3	15.6	17.7
<b>Total(c)</b>	<b>100.0</b>	<b>100.0</b>	<b>100.0</b>	<b>100.0</b>	<b>100.0</b>	<b>100.0</b>	<b>100.0</b>
<b>Females</b>							
Custodial orders							
Custody in a correctional institution	19.8	29.8	44.3	45.5	45.2	47.5	40.7
Custody in the community	11.9	9.2	8.8	8.2	5.7	4.2	7.5
Fully suspended sentence	13.9	22.1	23.4	23.3	24.0	23.5	22.7
Total(b)	45.5	61.3	77.3	77.4	76.0	77.7	71.8
Non-custodial orders							
Community supervision/work orders	42.6	27.3	14.7	14.0	11.9	9.2	17.4
Monetary orders	3.0	4.3	3.7	3.9	5.2	7.6	4.7
Other non-custodial orders	8.9	6.7	3.7	4.3	6.7	5.5	5.8
Total	54.5	38.3	22.0	22.2	23.8	22.3	27.9
<b>Total(c)</b>	<b>100.0</b>	<b>100.0</b>	<b>100.0</b>	<b>100.0</b>	<b>100.0</b>	<b>100.0</b>	<b>100.0</b>
<b>Defendants(d)</b>							
Custodial orders							
Custody in a correctional institution	40.6	50.9	60.7	62.5	61.3	60.6	56.9
Custody in the community	11.0	7.9	6.3	4.4	4.3	2.9	5.9
Fully suspended sentence	12.5	17.4	18.0	17.1	18.5	18.7	17.4
Total(b)	64.2	76.3	85.5	84.5	84.8	83.1	80.7
Non-custodial orders							
Community supervision/work orders	28.5	15.4	7.8	8.0	6.8	5.8	11.0
Monetary orders	2.8	4.8	3.8	4.8	4.7	6.8	4.8
Other non-custodial orders	4.4	3.2	2.6	2.6	3.3	3.9	3.3
Total	35.6	23.5	14.2	15.4	14.8	16.5	19.0
<b>Total(c)</b>	<b>100.0</b>	<b>100.0</b>	<b>100.0</b>	<b>100.0</b>	<b>100.0</b>	<b>100.0</b>	<b>100.0</b>

(a) Includes organisations and persons with unknown age.

(b) Includes custodial orders n.f.d.

(c) Includes defendants for whom a principal sentence is unknown.

(d) Includes organisations and persons with unknown sex.

	<i>Under 20 years</i>	<i>20-24 years</i>	<i>25-29 years</i>	<i>30-34 years</i>	<i>35-44 years</i>	<i>45 years and over</i>	<i>Total(a)</i>
NUMBER							
<b>Males</b>							
Custodial orders							
Custody in a correctional institution	1 153	4 213	4 081	3 974	4 331	1 589	19 374
Custody in the community	61	361	417	304	414	171	1 733
Fully suspended sentence	801	3 213	3 073	2 793	3 407	1 801	15 109
<i>Total</i>	2 015	7 787	7 571	7 071	8 152	3 561	36 216
Non-custodial orders							
Community supervision/work orders	2 721	4 111	2 793	2 466	2 890	1 418	16 435
Monetary orders	31 028	63 523	42 764	35 380	47 375	36 012	265 520
Other non-custodial orders	7 098	10 117	6 341	5 927	8 892	9 531	49 567
<i>Total</i>	40 847	77 751	51 898	43 773	59 157	46 961	331 522
<b>Total(b)</b>	<b>43 080</b>	<b>85 823</b>	<b>59 648</b>	<b>51 031</b>	<b>67 545</b>	<b>50 771</b>	<b>369 186</b>
<b>Females</b>							
Custodial orders							
Custody in a correctional institution	96	369	436	379	503	205	1 991
Custody in the community	6	38	41	44	59	33	222
Fully suspended sentence	89	423	513	572	663	311	2 576
<i>Total</i>	191	830	990	995	1 225	549	4 789
Non-custodial orders							
Community supervision/work orders	474	990	864	744	1 050	491	4 621
Monetary orders	6 065	14 110	11 300	10 363	14 704	8 519	69 426
Other non-custodial orders	1 759	2 931	2 273	2 299	3 637	3 223	16 516
<i>Total</i>	8 298	18 031	14 437	13 406	19 391	12 233	90 563
<b>Total(b)</b>	<b>8 525</b>	<b>18 938</b>	<b>15 475</b>	<b>14 452</b>	<b>20 702</b>	<b>12 865</b>	<b>95 779</b>
<b>Defendants(c)</b>							
Custodial orders							
Custody in a correctional institution	1 250	4 591	4 532	4 365	4 847	1 798	21 422
Custody in the community	67	399	458	348	473	204	1 955
Fully suspended sentence	892	3 655	3 598	3 369	4 085	2 117	17 747
<i>Total</i>	2 209	8 645	8 588	8 082	9 405	4 119	41 124
Non-custodial orders							
Community supervision/work orders	3 205	5 131	3 668	3 226	3 950	1 918	21 149
Monetary orders	37 156	77 940	54 283	45 920	62 288	44 712	342 947
Other non-custodial orders	8 864	13 060	8 627	8 233	12 541	12 769	66 841
<i>Total</i>	49 225	96 131	66 578	57 379	78 779	59 399	430 937
<b>Total(b)</b>	<b>51 689</b>	<b>105 138</b>	<b>75 393</b>	<b>65 699</b>	<b>88 506</b>	<b>63 852</b>	<b>473 988</b>

(a) Includes organisations and persons with unknown age.

(c) Includes organisations and persons with unknown sex.

(b) Includes defendants for whom a principal sentence is unknown.

	Under 20 years	20-24 years	25-29 years	30-34 years	35-44 years	45 years and over	Total(a)
PROPORTION (%)							
<b>Males</b>							
Custodial orders							
Custody in a correctional institution	2.7	4.9	6.8	7.8	6.4	3.1	5.2
Custody in the community	0.1	0.4	0.7	0.6	0.6	0.3	0.5
Fully suspended sentence	1.9	3.7	5.2	5.5	5.0	3.5	4.1
Total	4.7	9.1	12.7	13.9	12.1	7.0	9.8
Non-custodial orders							
Community supervision/work orders	6.3	4.8	4.7	4.8	4.3	2.8	4.5
Monetary orders	72.0	74.0	71.7	69.3	70.1	70.9	71.9
Other non-custodial orders	16.5	11.8	10.6	11.6	13.2	18.8	13.4
Total	94.8	90.6	87.0	85.8	87.6	92.5	89.8
<b>Total(b)</b>	<b>100.0</b>	<b>100.0</b>	<b>100.0</b>	<b>100.0</b>	<b>100.0</b>	<b>100.0</b>	<b>100.0</b>
<b>Females</b>							
Custodial orders							
Custody in a correctional institution	1.1	1.9	2.8	2.6	2.4	1.6	2.1
Custody in the community	0.1	0.2	0.3	0.3	0.3	0.3	0.2
Fully suspended sentence	1.0	2.2	3.3	4.0	3.2	2.4	2.7
Total	2.2	4.4	6.4	6.9	5.9	4.3	5.0
Non-custodial orders							
Community supervision/work orders	5.6	5.2	5.6	5.1	5.1	3.8	4.8
Monetary orders	71.1	74.5	73.0	71.7	71.0	66.2	72.5
Other non-custodial orders	20.6	15.5	14.7	15.9	17.6	25.1	17.2
Total	97.3	95.2	93.3	92.8	93.7	95.1	94.6
<b>Total(b)</b>	<b>100.0</b>	<b>100.0</b>	<b>100.0</b>	<b>100.0</b>	<b>100.0</b>	<b>100.0</b>	<b>100.0</b>
<b>Defendants(c)</b>							
Custodial orders							
Custody in a correctional institution	2.4	4.4	6.0	6.6	5.5	2.8	4.5
Custody in the community	0.1	0.4	0.6	0.5	0.5	0.3	0.4
Fully suspended sentence	1.7	3.5	4.8	5.1	4.6	3.3	3.7
Total	4.3	8.2	11.4	12.3	10.6	6.5	8.7
Non-custodial orders							
Community supervision/work orders	6.2	4.9	4.9	4.9	4.5	3.0	4.5
Monetary orders	71.9	74.1	72.0	69.9	70.4	70.0	72.4
Other non-custodial orders	17.1	12.4	11.4	12.5	14.2	20.0	14.1
Total	95.2	91.4	88.3	87.3	89.0	93.0	90.9
<b>Total(b)</b>	<b>100.0</b>	<b>100.0</b>	<b>100.0</b>	<b>100.0</b>	<b>100.0</b>	<b>100.0</b>	<b>100.0</b>

(a) Includes organisations and persons with unknown age.

(c) Includes organisations and persons with unknown sex.

(b) Includes defendants for whom a principal sentence is unknown.

## HIGHER COURTS

## MAGISTRATES' COURTS

	<i>Custody in corrections/ community</i>	<i>Fully suspended sentence</i>	<i>Non-custodial orders</i>	<i>Total(a)(b)</i>	<i>Custodial orders(c)</i>	<i>Monetary orders</i>	<i>Other non- custodial orders(d)</i>	<i>Total(b)</i>
--	--	---	---------------------------------	--------------------	--------------------------------	----------------------------	---	-----------------

## MALES (no.)

Homicide and related offences	299	14	7	321	11	19	23	56
Acts intended to cause injury	1 461	447	501	2 411	6 892	9 679	8 776	25 491
Sexual assault and related offences	1 011	185	166	1 363	288	146	210	653
Dangerous or negligent acts endangering persons	214	57	100	372	1 619	25 836	2 477	29 970
Abduction and related offences	62	15	10	87	11	5	3	19
Robbery, extortion and related offences	1 067	146	95	1 309	135	21	66	231
Unlawful entry with intent	916	225	284	1 425	3 004	849	1 615	5 533
Theft and related offences	235	96	158	489	4 854	12 032	6 080	23 090
Deception and related offences	395	118	141	677	1 855	6 239	2 976	11 109
Illicit drug offences	1 272	409	270	1 955	2 097	15 468	4 201	21 821
Weapons and explosives offences	76	22	15	113	584	3 703	1 101	5 430
Property damage and environmental pollution	144	41	86	272	872	6 090	2 795	9 796
Public order offences	100	43	64	216	995	23 013	11 964	36 169
Road traffic and motor vehicle regulatory offences	—	—	3	3	9 090	138 465	17 355	165 394
Offences against justice procedures, gov't security and operations	106	68	56	230	3 097	16 989	4 354	24 540
Miscellaneous offences	139	38	89	275	808	6 938	2 004	9 795
<b>Total(e)</b>	<b>7 498</b>	<b>1 924</b>	<b>2 045</b>	<b>11 548</b>	<b>36 216</b>	<b>265 520</b>	<b>66 002</b>	<b>369 186</b>

## MALES (%)

Homicide and related offences	93.1	4.4	2.2	100.0	19.6	33.9	41.1	100.0
Acts intended to cause injury	60.6	18.5	20.8	100.0	27.0	38.0	34.4	100.0
Sexual assault and related offences	74.2	13.6	12.2	100.0	44.1	22.4	32.2	100.0
Dangerous or negligent acts endangering persons	57.5	15.3	26.9	100.0	5.4	86.2	8.3	100.0
Abduction and related offences	71.3	17.2	11.5	100.0	57.9	26.3	15.8	100.0
Robbery, extortion and related offences	81.5	11.2	7.3	100.0	58.4	9.1	28.6	100.0
Unlawful entry with intent	64.3	15.8	19.9	100.0	54.3	15.3	29.2	100.0
Theft and related offences	48.1	19.6	32.3	100.0	21.0	52.1	26.3	100.0
Deception and related offences	58.3	17.4	20.8	100.0	16.7	56.2	26.8	100.0
Illicit drug offences	65.1	20.9	13.8	100.0	9.6	70.9	19.3	100.0
Weapons and explosives offences	67.3	19.5	13.3	100.0	10.8	68.2	20.3	100.0
Property damage and environmental pollution	52.9	15.1	31.6	100.0	8.9	62.2	28.5	100.0
Public order offences	46.3	19.9	29.6	100.0	2.8	63.6	33.1	100.0
Road traffic and motor vehicle regulatory offences	—	—	100.0	100.0	5.5	83.7	10.5	100.0
Offences against justice procedures, gov't security and operations	46.1	29.6	24.3	100.0	12.6	69.2	17.7	100.0
Miscellaneous offences	50.5	13.8	32.4	100.0	8.2	70.8	20.5	100.0
<b>Total(e)</b>	<b>64.9</b>	<b>16.7</b>	<b>17.7</b>	<b>100.0</b>	<b>9.8</b>	<b>71.9</b>	<b>17.9</b>	<b>100.0</b>

— nil or rounded to zero (including null cells)

(a) Includes custodial orders n.f.d.

(b) Includes defendants for whom a principal sentence is unknown.

(c) Includes fully suspended sentences.

(d) Includes community supervision/work orders and other non-custodial orders and excludes monetary orders.

(e) Includes defendants for whom offence data are missing or a principal offence could not be determined.

## HIGHER COURTS

## MAGISTRATES' COURTS

	<i>Custody in corrections/ community</i>	<i>Fully suspended sentence</i>	<i>Non-custodial orders</i>	<i>Total(a)(b)</i>	<i>Custodial orders(c)</i>	<i>Monetary orders</i>	<i>Other non- custodial orders(d)</i>	<i>Total(b)</i>
--	--	---	---------------------------------	--------------------	--------------------------------	----------------------------	---	-----------------

## FEMALES (no.)

Homicide and related offences	25	9	6	40	—	9	13	22
Acts intended to cause injury	141	73	127	342	680	2 102	2 447	5 271
Sexual assault and related offences	13	4	3	20	—	3	3	6
Dangerous or negligent acts endangering persons	17	11	17	45	137	5 447	844	6 436
Abduction and related offences	7	4	3	14	—	—	4	4
Robbery, extortion and related offences	86	32	16	134	14	6	19	41
Unlawful entry with intent	74	22	40	136	256	114	267	644
Theft and related offences	43	30	49	122	1 103	6 095	3 937	11 184
Deception and related offences	164	60	63	298	794	2 403	2 408	5 622
Illicit drug offences	144	85	71	300	360	3 482	1 288	5 144
Weapons and explosives offences	5	—	—	5	39	303	110	454
Property damage and environmental pollution	18	6	15	40	73	1 013	494	1 591
Public order offences	3	5	6	16	110	4 687	1 866	6 721
Road traffic and motor vehicle regulatory offences	—	—	—	—	893	38 349	5 653	45 058
Offences against justice procedures, gov't security and operations	20	18	21	59	281	3 779	1 274	5 357
Miscellaneous offences	14	6	11	31	47	1 630	510	2 201
<b>Total(e)</b>	<b>774</b>	<b>365</b>	<b>448</b>	<b>1 606</b>	<b>4 789</b>	<b>69 426</b>	<b>21 137</b>	<b>95 779</b>

## FEMALES (%)

Homicide and related offences	62.5	22.5	15.0	100.0	—	40.9	59.1	100.0
Acts intended to cause injury	41.2	21.3	37.1	100.0	12.9	39.9	46.4	100.0
Sexual assault and related offences	65.0	20.0	15.0	100.0	—	50.0	50.0	100.0
Dangerous or negligent acts endangering persons	37.8	24.4	37.8	100.0	2.1	84.6	13.1	100.0
Abduction and related offences	50.0	28.6	21.4	100.0	—	—	100.0	100.0
Robbery, extortion and related offences	64.2	23.9	11.9	100.0	34.1	14.6	46.3	100.0
Unlawful entry with intent	54.4	16.2	29.4	100.0	39.8	17.7	41.5	100.0
Theft and related offences	35.2	24.6	40.2	100.0	9.9	54.5	35.2	100.0
Deception and related offences	55.0	20.1	21.1	100.0	14.1	42.7	42.8	100.0
Illicit drug offences	48.0	28.3	23.7	100.0	7.0	67.7	25.0	100.0
Weapons and explosives offences	100.0	—	—	100.0	8.6	66.7	24.2	100.0
Property damage and environmental pollution	45.0	15.0	37.5	100.0	4.6	63.7	31.0	100.0
Public order offences	18.8	31.3	37.5	100.0	1.6	69.7	27.8	100.0
Road traffic and motor vehicle regulatory offences	—	—	—	—	2.0	85.1	12.5	100.0
Offences against justice procedures, gov't security and operations	33.9	30.5	35.6	100.0	5.2	70.5	23.8	100.0
Miscellaneous offences	45.2	19.4	35.5	100.0	2.1	74.1	23.2	100.0
<b>Total(e)</b>	<b>48.2</b>	<b>22.7</b>	<b>27.9</b>	<b>100.0</b>	<b>5.0</b>	<b>72.5</b>	<b>22.1</b>	<b>100.0</b>

— nil or rounded to zero (including null cells)

(a) Includes custodial orders n.f.d.

(b) Includes defendants for whom a principal sentence is unknown.

(c) Includes fully suspended sentences.

(d) Includes community supervision/work orders and other non-custodial orders and excludes monetary orders.

(e) Includes defendants for whom offence data are missing or a principal offence could not be determined.

	HIGHER COURTS				MAGISTRATES' COURTS			
	<i>Custody in corrections/ community</i>	<i>Fully suspended sentence</i>	<i>Non-custodial orders</i>	<i>Total(a)(b)</i>	<i>Custodial orders(c)</i>	<i>Monetary orders</i>	<i>Other non- custodial orders(d)</i>	<i>Total(b)</i>
TOTAL (no.)(e)								
Homicide and related offences	324	23	13	361	11	28	36	78
Acts intended to cause injury	1 602	520	628	2 753	7 596	11 815	11 250	30 847
Sexual assault and related offences	1 024	189	169	1 383	288	149	213	660
Dangerous or negligent acts endangering persons	231	68	117	417	1 767	31 583	3 341	36 737
Abduction and related offences	69	19	13	101	11	5	7	23
Robbery, extortion and related offences	1 153	178	111	1 443	149	27	85	272
Unlawful entry with intent	990	247	324	1 561	3 274	968	1 888	6 202
Theft and related offences	278	126	207	611	5 964	18 187	10 042	34 366
Deception and related offences	559	178	204	975	2 658	8 783	5 415	16 912
Illicit drug offences	1 416	494	341	2 255	2 460	19 003	5 498	27 030
Weapons and explosives offences	81	22	15	118	624	4 015	1 214	5 897
Property damage and environmental pollution	162	47	103	314	945	7 185	3 303	11 486
Public order offences	103	48	70	232	1 106	27 857	13 855	43 074
Road traffic and motor vehicle regulatory offences	—	—	3	3	10 022	180 851	23 420	214 974
Offences against justice procedures, gov't security and operations	126	86	77	289	3 385	22 310	5 722	31 547
Miscellaneous offences	153	44	113	319	858	10 147	2 699	13 768
<b>Total(f)</b>	<b>8 272</b>	<b>2 289</b>	<b>2 508</b>	<b>13 169</b>	<b>41 124</b>	<b>342 947</b>	<b>87 990</b>	<b>473 988</b>
TOTAL (%) (e)								
Homicide and related offences	89.8	6.4	3.6	100.0	14.1	35.9	46.2	100.0
Acts intended to cause injury	58.2	18.9	22.8	100.0	24.6	38.3	36.5	100.0
Sexual assault and related offences	74.0	13.7	12.2	100.0	43.6	22.6	32.3	100.0
Dangerous or negligent acts endangering persons	55.4	16.3	28.1	100.0	4.8	86.0	9.1	100.0
Abduction and related offences	68.3	18.8	12.9	100.0	47.8	21.7	30.4	100.0
Robbery, extortion and related offences	79.9	12.3	7.7	100.0	54.8	9.9	31.3	100.0
Unlawful entry with intent	63.4	15.8	20.8	100.0	52.8	15.6	30.4	100.0
Theft and related offences	45.5	20.6	33.9	100.0	17.4	52.9	29.2	100.0
Deception and related offences	57.3	18.3	20.9	100.0	15.7	51.9	32.0	100.0
Illicit drug offences	62.8	21.9	15.1	100.0	9.1	70.3	20.3	100.0
Weapons and explosives offences	68.6	18.6	12.7	100.0	10.6	68.1	20.6	100.0
Property damage and environmental pollution	51.6	15.0	32.8	100.0	8.2	62.6	28.8	100.0
Public order offences	44.4	20.7	30.2	100.0	2.6	64.7	32.2	100.0
Road traffic and motor vehicle regulatory offences	—	—	100.0	100.0	4.7	84.1	10.9	100.0
Offences against justice procedures, gov't security and operations	43.6	29.8	26.6	100.0	10.7	70.7	18.1	100.0
Miscellaneous offences	48.0	13.8	35.4	100.0	6.2	73.7	19.6	100.0
<b>Total(f)</b>	<b>62.8</b>	<b>17.4</b>	<b>19.0</b>	<b>100.0</b>	<b>8.7</b>	<b>72.4</b>	<b>18.6</b>	<b>100.0</b>
— nil or rounded to zero (including null cells) (a) Includes custodial orders n.f.d. (b) Includes defendants for whom a principal sentence is unknown. (c) Includes fully suspended sentences. (d) Includes community supervision/work orders and other non-custodial orders and excludes monetary orders. (e) Includes organisations and persons with unknown sex. (f) Includes defendants for whom offence data are missing or a principal offence could not be determined.								



	<i>Under 13 weeks</i>	<i>13 &amp; under 26 weeks</i>	<i>26 &amp; under 39 weeks</i>	<i>39 &amp; under 52 weeks</i>	<i>52 weeks &amp; over</i>	<i>Total</i>
NUMBER						
Acquitted						
Homicide and related offences	—	7	13	23	37	80
Acts intended to cause injury	13	52	68	40	117	290
Sexual assault and related offences	16	77	76	67	197	433
Robbery, extortion and related offences	3	15	17	12	35	82
Unlawful entry with intent	—	10	5	10	36	61
Theft and related offences	3	3	4	3	14	27
Deception and related offences	—	5	10	3	25	43
Illicit drug offences	3	6	18	6	34	67
Other(a)	4	20	27	24	61	136
<b>Total(b)</b>	<b>42</b>	<b>198</b>	<b>247</b>	<b>193</b>	<b>579</b>	<b>1 259</b>
Guilty finding by court						
Homicide and related offences	—	3	23	29	85	140
Acts intended to cause injury	16	27	50	38	145	276
Sexual assault and related offences	10	47	45	62	166	330
Robbery, extortion and related offences	6	13	30	25	77	151
Unlawful entry with intent	3	7	12	23	46	91
Theft and related offences	3	6	8	13	24	54
Deception and related offences	—	4	8	6	43	61
Illicit drug offences	4	20	50	30	136	240
Other(a)	7	18	28	28	109	190
<b>Total(b)</b>	<b>51</b>	<b>146</b>	<b>254</b>	<b>255</b>	<b>831</b>	<b>1 537</b>
Guilty plea by defendant						
Homicide and related offences	32	53	44	27	65	221
Acts intended to cause injury	602	619	525	315	416	2 477
Sexual assault and related offences	269	275	200	138	171	1 053
Robbery, extortion and related offences	393	395	221	124	159	1 292
Unlawful entry with intent	555	389	196	142	188	1 470
Theft and related offences	184	125	109	61	78	557
Deception and related offences	303	220	157	89	145	914
Illicit drug offences	506	546	428	203	332	2 015
Other(a)	638	395	207	155	208	1 603
<b>Total(b)</b>	<b>3 483</b>	<b>3 028</b>	<b>2 091</b>	<b>1 266</b>	<b>1 764</b>	<b>11 632</b>
Total adjudicated defendants						
Homicide and related offences	32	63	80	79	187	441
Acts intended to cause injury	631	698	643	393	678	3 043
Sexual assault and related offences	295	399	321	267	534	1 816
Robbery, extortion and related offences	402	423	268	161	271	1 525
Unlawful entry with intent	558	406	213	175	270	1 622
Theft and related offences	190	134	121	77	116	638
Deception and related offences	303	229	175	98	213	1 018
Illicit drug offences	513	572	496	239	502	2 322
Other(a)	649	433	262	207	378	1 929
<b>Total(b)</b>	<b>3 576</b>	<b>3 372</b>	<b>2 592</b>	<b>1 714</b>	<b>3 174</b>	<b>14 428</b>
Non-adjudicated defendants (includes transfers)	302	477	397	261	657	2 094
<b>Defendants finalised(c)</b>	<b>3 878</b>	<b>3 849</b>	<b>2 989</b>	<b>1 976</b>	<b>3 831</b>	<b>16 523</b>

— nil or rounded to zero (including null cells)

(a) Includes Divisions 04, 05, 11, 12, 13, 14, 15 &amp; 16 of the ASOC (refer to Appendix 3).

(b) Includes defendants for whom offence data are missing or a principal offence could not be determined.

(c) Includes defendants with an unknown method of finalisation.

	Under 13 weeks	13 & under 26 weeks	26 & under 39 weeks	39 & under 52 weeks	52 weeks & over	Total
PROPORTION (%)						
Acquitted						
Homicide and related offences	—	8.8	16.3	28.8	46.3	100.0
Acts intended to cause injury	4.5	17.9	23.4	13.8	40.3	100.0
Sexual assault and related offences	3.7	17.8	17.6	15.5	45.5	100.0
Robbery, extortion and related offences	3.7	18.3	20.7	14.6	42.7	100.0
Unlawful entry with intent	—	16.4	8.2	16.4	59.0	100.0
Theft and related offences	11.1	11.1	14.8	11.1	51.9	100.0
Deception and related offences	—	11.6	23.3	7.0	58.1	100.0
Illicit drug offences	4.5	9.0	26.9	9.0	50.7	100.0
Other(a)	2.9	14.7	19.9	17.6	44.9	100.0
<b>Total(b)</b>	<b>3.3</b>	<b>15.7</b>	<b>19.6</b>	<b>15.3</b>	<b>46.0</b>	<b>100.0</b>
Guilty finding by court						
Homicide and related offences	—	2.1	16.4	20.7	60.7	100.0
Acts intended to cause injury	5.8	9.8	18.1	13.8	52.5	100.0
Sexual assault and related offences	3.0	14.2	13.6	18.8	50.3	100.0
Robbery, extortion and related offences	4.0	8.6	19.9	16.6	51.0	100.0
Unlawful entry with intent	3.3	7.7	13.2	25.3	50.5	100.0
Theft and related offences	5.6	11.1	14.8	24.1	44.4	100.0
Deception and related offences	—	6.6	13.1	9.8	70.5	100.0
Illicit drug offences	1.7	8.3	20.8	12.5	56.7	100.0
Other(a)	3.7	9.5	14.7	14.7	57.4	100.0
<b>Total(b)</b>	<b>3.3</b>	<b>9.5</b>	<b>16.5</b>	<b>16.6</b>	<b>54.1</b>	<b>100.0</b>
Guilty plea by defendant						
Homicide and related offences	14.5	24.0	19.9	12.2	29.4	100.0
Acts intended to cause injury	24.3	25.0	21.2	12.7	16.8	100.0
Sexual assault and related offences	25.5	26.1	19.0	13.1	16.2	100.0
Robbery, extortion and related offences	30.4	30.6	17.1	9.6	12.3	100.0
Unlawful entry with intent	37.8	26.5	13.3	9.7	12.8	100.0
Theft and related offences	33.0	22.4	19.6	11.0	14.0	100.0
Deception and related offences	33.2	24.1	17.2	9.7	15.9	100.0
Illicit drug offences	25.1	27.1	21.2	10.1	16.5	100.0
Other(a)	39.8	24.6	12.9	9.7	13.0	100.0
<b>Total(b)</b>	<b>29.9</b>	<b>26.0</b>	<b>18.0</b>	<b>10.9</b>	<b>15.2</b>	<b>100.0</b>
Total adjudicated defendants						
Homicide and related offences	7.3	14.3	18.1	17.9	42.4	100.0
Acts intended to cause injury	20.7	22.9	21.1	12.9	22.3	100.0
Sexual assault and related offences	16.2	22.0	17.7	14.7	29.4	100.0
Robbery, extortion and related offences	26.4	27.7	17.6	10.6	17.8	100.0
Unlawful entry with intent	34.4	25.0	13.1	10.8	16.6	100.0
Theft and related offences	29.8	21.0	19.0	12.1	18.2	100.0
Deception and related offences	29.8	22.5	17.2	9.6	20.9	100.0
Illicit drug offences	22.1	24.6	21.4	10.3	21.6	100.0
Other(a)	33.6	22.4	13.6	10.7	19.6	100.0
<b>Total(b)</b>	<b>24.8</b>	<b>23.4</b>	<b>18.0</b>	<b>11.9</b>	<b>22.0</b>	<b>100.0</b>
Non-adjudicated defendants (includes transfers)	14.4	22.8	19.0	12.5	31.4	100.0
<b>Defendants finalised</b>	<b>23.5</b>	<b>23.3</b>	<b>18.1</b>	<b>12.0</b>	<b>23.2</b>	<b>100.0</b>

— nil or rounded to zero (including null cells)

(a) Includes Divisions 04, 05, 11, 12, 13, 14, 15 &amp; 16 of the ASOC (refer to Appendix 3).

(b) Includes defendants for whom offence data are missing or a principal offence could not be determined.

	Under 6 weeks	6 & under 13 weeks	13 & under 20 weeks	20 & under 26 weeks	26 & under 39 weeks	39 & under 52 weeks	52 weeks and over	Total(a)
NUMBER								
Acquitted								
Acts intended to cause injury	164	390	766	483	536	238	285	2 862
Dangerous or negligent acts endangering persons	61	123	101	53	67	27	23	455
Theft and related offences	74	96	143	120	137	69	129	768
Illicit drug offences	23	27	44	40	66	23	58	281
Public order offences	1 662	120	113	67	69	180	64	2 275
Road traffic and motor vehicle regulatory offences	1 928	3 045	1 494	1 116	1 307	269	540	9 702
Offences against justice procedures, gov't security and operations	94	197	181	204	197	49	94	1 016
Other(b)	334	356	328	220	307	146	244	1 935
<b>Total(c)</b>	<b>4 344</b>	<b>4 356</b>	<b>3 171</b>	<b>2 303</b>	<b>2 687</b>	<b>1 002</b>	<b>1 443</b>	<b>19 309</b>
Proven guilty								
Acts intended to cause injury	12 401	5 827	4 342	2 632	2 827	1 263	1 555	30 847
Dangerous or negligent acts endangering persons	25 952	5 267	2 361	1 055	974	481	647	36 737
Theft and related offences	19 606	5 518	3 230	1 677	1 895	903	1 537	34 366
Illicit drug offences	17 090	3 858	2 229	1 117	1 259	560	917	27 030
Public order offences	33 355	4 103	1 936	925	938	1 218	598	43 074
Road traffic and motor vehicle regulatory offences	128 399	43 568	21 273	9 879	5 325	2 524	3 993	214 974
Offences against justice procedures, gov't security and operations	18 871	5 210	2 798	1 584	1 391	673	1 020	31 547
Other(b)	29 361	10 150	5 573	2 846	3 278	1 556	2 534	55 298
<b>Total(c)</b>	<b>285 075</b>	<b>83 529</b>	<b>43 768</b>	<b>21 724</b>	<b>17 889</b>	<b>9 181</b>	<b>12 808</b>	<b>473 988</b>
Total adjudicated finalisation								
Acts intended to cause injury	12 565	6 217	5 108	3 115	3 363	1 501	1 840	33 709
Dangerous or negligent acts endangering persons	26 013	5 390	2 462	1 108	1 041	508	670	37 192
Theft and related offences	19 680	5 614	3 373	1 797	2 032	972	1 666	35 134
Illicit drug offences	17 113	3 885	2 273	1 157	1 325	583	975	27 311
Public order offences	35 017	4 223	2 049	992	1 007	1 398	662	45 349
Road traffic and motor vehicle regulatory offences	130 327	46 613	22 767	10 995	6 632	2 793	4 533	224 676
Offences against justice procedures, gov't security and operations	18 965	5 407	2 979	1 788	1 588	722	1 114	32 563
Other(b)	29 695	10 506	5 901	3 066	3 585	1 702	2 778	57 233
<b>Total(c)</b>	<b>289 419</b>	<b>87 885</b>	<b>46 939</b>	<b>24 027</b>	<b>20 576</b>	<b>10 183</b>	<b>14 251</b>	<b>493 297</b>
Transfers to other court levels	1 416	2 926	3 231	1 993	2 540	1 056	1 147	14 311
Non-adjudicated defendants	17 988	9 179	7 042	4 172	4 639	2 677	4 109	49 806
<b>Defendants finalised(d)</b>	<b>308 827</b>	<b>99 991</b>	<b>57 212</b>	<b>30 193</b>	<b>27 755</b>	<b>13 917</b>	<b>19 512</b>	<b>557 426</b>

(a) Includes defendants with an unknown duration.

(b) Includes Divisions 01, 03, 05, 06, 07, 09, 11, 12 &amp; 16 of the ASOC (refer to Appendix 3).

(c) Includes defendants for whom offence data are missing or a principal offence could not be determined.

(d) Includes defendants with an unknown method of finalisation.

	Under 6 weeks	6 & under 13 weeks	13 & under 20 weeks	20 & under 26 weeks	26 & under 39 weeks	39 & under 52 weeks	52 weeks and over	Total(a)
PROPORTION (%)								
Acquitted								
Acts intended to cause injury	5.7	13.6	26.8	16.9	18.7	8.3	10.0	100.0
Dangerous or negligent acts endangering persons	13.4	27.0	22.2	11.6	14.7	5.9	5.1	100.0
Theft and related offences	9.6	12.5	18.6	15.6	17.8	9.0	16.8	100.0
Illicit drug offences	8.2	9.6	15.7	14.2	23.5	8.2	20.6	100.0
Public order offences	73.1	5.3	5.0	2.9	3.0	7.9	2.8	100.0
Road traffic and motor vehicle regulatory offences	19.9	31.4	15.4	11.5	13.5	2.8	5.6	100.0
Offences against justice procedures, gov't security and operations	9.3	19.4	17.8	20.1	19.4	4.8	9.3	100.0
Other(b)	17.3	18.4	17.0	11.4	15.9	7.5	12.6	100.0
<b>Total(c)</b>	<b>22.5</b>	<b>22.6</b>	<b>16.4</b>	<b>11.9</b>	<b>13.9</b>	<b>5.2</b>	<b>7.5</b>	<b>100.0</b>
Proven guilty								
Acts intended to cause injury	40.2	18.9	14.1	8.5	9.2	4.1	5.0	100.0
Dangerous or negligent acts endangering persons	70.6	14.3	6.4	2.9	2.7	1.3	1.8	100.0
Theft and related offences	57.1	16.1	9.4	4.9	5.5	2.6	4.5	100.0
Illicit drug offences	63.2	14.3	8.2	4.1	4.7	2.1	3.4	100.0
Public order offences	77.4	9.5	4.5	2.1	2.2	2.8	1.4	100.0
Road traffic and motor vehicle regulatory offences	59.7	20.3	9.9	4.6	2.5	1.2	1.9	100.0
Offences against justice procedures, gov't security and operations	59.8	16.5	8.9	5.0	4.4	2.1	3.2	100.0
Other(b)	53.1	18.4	10.1	5.1	5.9	2.8	4.6	100.0
<b>Total(c)</b>	<b>60.1</b>	<b>17.6</b>	<b>9.2</b>	<b>4.6</b>	<b>3.8</b>	<b>1.9</b>	<b>2.7</b>	<b>100.0</b>
Total adjudicated finalisation								
Acts intended to cause injury	37.3	18.4	15.2	9.2	10.0	4.5	5.5	100.0
Dangerous or negligent acts endangering persons	69.9	14.5	6.6	3.0	2.8	1.4	1.8	100.0
Theft and related offences	56.0	16.0	9.6	5.1	5.8	2.8	4.7	100.0
Illicit drug offences	62.7	14.2	8.3	4.2	4.9	2.1	3.6	100.0
Public order offences	77.2	9.3	4.5	2.2	2.2	3.1	1.5	100.0
Road traffic and motor vehicle regulatory offences	58.0	20.7	10.1	4.9	3.0	1.2	2.0	100.0
Offences against justice procedures, gov't security and operations	58.2	16.6	9.1	5.5	4.9	2.2	3.4	100.0
Other(b)	51.9	18.4	10.3	5.4	6.3	3.0	4.9	100.0
<b>Total(c)</b>	<b>58.7</b>	<b>17.8</b>	<b>9.5</b>	<b>4.9</b>	<b>4.2</b>	<b>2.1</b>	<b>2.9</b>	<b>100.0</b>
Transfers to other court levels	9.9	20.4	22.6	13.9	17.7	7.4	8.0	100.0
Non-adjudicated defendants	36.1	18.4	14.1	8.4	9.3	5.4	8.3	100.0
<b>Defendants finalised(d)</b>	<b>55.4</b>	<b>17.9</b>	<b>10.3</b>	<b>5.4</b>	<b>5.0</b>	<b>2.5</b>	<b>3.5</b>	<b>100.0</b>

(a) Includes defendants with an unknown duration.

(b) Includes Divisions 01, 03, 05, 06, 07, 09, 11, 12 &amp; 16 of the ASOC (refer to Appendix 3).

(c) Includes defendants for whom offence data are missing or a principal offence could not be determined.

(d) Includes defendants with an unknown method of finalisation.

	NSW	Vic.	Qld(a)	SA	WA	Tas.	NT	ACT	Aust.
NUMBER									
Homicide and related offences	162	100	81	25	52	3	14	4	441
Acts intended to cause injury	458	474	1 507	106	303	94	75	26	3 043
Sexual assault and related offences	341	343	576	82	352	62	47	13	1 816
Dangerous or negligent acts endangering persons	49	52	228	15	86	3	13	—	446
Abduction and related offences	35	24	13	5	40	—	—	—	117
Robbery, extortion and related offences	517	305	314	83	228	49	19	10	1 525
Unlawful entry with intent	358	85	501	97	498	45	24	14	1 622
Theft and related offences	72	103	294	17	103	26	6	17	638
Deception and related offences	134	198	517	20	103	25	7	14	1 018
Illicit drug offences	709	267	706	226	330	32	34	18	2 322
Weapons and explosives offences	66	6	25	19	6	—	—	3	125
Property damage and environmental pollution	23	67	152	12	53	33	5	3	348
Public order offences	26	79	53	—	76	14	3	—	251
Road traffic and motor vehicle regulatory offences	3	—	—	—	—	—	—	—	3
Offences against justice procedures, gov't security and operations	40	57	43	19	108	36	—	—	303
Miscellaneous offences	23	76	76	19	88	4	49	—	335
<b>Total(b)</b>	<b>3 016</b>	<b>2 307</b>	<b>5 086</b>	<b>745</b>	<b>2 430</b>	<b>426</b>	<b>296</b>	<b>122</b>	<b>14 428</b>

PROPORTION (%)									
Homicide and related offences	5.4	4.3	1.6	3.4	2.1	0.7	4.7	3.3	3.1
Acts intended to cause injury	15.2	20.5	29.6	14.2	12.5	22.1	25.3	21.3	21.1
Sexual assault and related offences	11.3	14.9	11.3	11.0	14.5	14.6	15.9	10.7	12.6
Dangerous or negligent acts endangering persons	1.6	2.3	4.5	2.0	3.5	0.7	4.4	—	3.1
Abduction and related offences	1.2	1.0	0.3	0.7	1.6	—	—	—	0.8
Robbery, extortion and related offences	17.1	13.2	6.2	11.1	9.4	11.5	6.4	8.2	10.6
Unlawful entry with intent	11.9	3.7	9.9	13.0	20.5	10.6	8.1	11.5	11.2
Theft and related offences	2.4	4.5	5.8	2.3	4.2	6.1	2.0	13.9	4.4
Deception and related offences	4.4	8.6	10.2	2.7	4.2	5.9	2.4	11.5	7.1
Illicit drug offences	23.5	11.6	13.9	30.3	13.6	7.5	11.5	14.8	16.1
Weapons and explosives offences	2.2	0.3	0.5	2.6	0.2	—	—	2.5	0.9
Property damage and environmental pollution	0.8	2.9	3.0	1.6	2.2	7.7	1.7	2.5	2.4
Public order offences	0.9	3.4	1.0	—	3.1	3.3	1.0	—	1.7
Road traffic and motor vehicle regulatory offences	0.1	—	—	—	—	—	—	—	—
Offences against justice procedures, gov't security and operations	1.3	2.5	0.8	2.6	4.4	8.5	—	—	2.1
Miscellaneous offences	0.8	3.3	1.5	2.6	3.6	0.9	16.6	—	2.3
<b>Total(b)</b>	<b>100.0</b>	<b>100.0</b>	<b>100.0</b>	<b>100.0</b>	<b>100.0</b>	<b>100.0</b>	<b>100.0</b>	<b>100.0</b>	<b>100.0</b>

— nil or rounded to zero (including null cells)

(a) Excludes children treated as adults.

(b) Includes defendants for whom offence data are missing or a principal offence could not be determined.

	NSW(a)	Vic.	Qld	SA(b)	WA	Tas.	NT	ACT	Aust.
NUMBER									
Homicide and related offences	86	15	—	—	8	—	4	—	113
Acts intended to cause injury	16 508	3 884	2 993	1 771	4 985	1 719	1 503	346	33 709
Sexual assault and related offences	350	229	76	48	54	39	44	13	853
Dangerous or negligent acts endangering persons	6 107	4 605	7 876	2 114	15 080	404	887	119	37 192
Abduction and related offences	6	15	4	—	—	—	3	4	32
Robbery, extortion and related offences	66	221	5	3	3	4	18	6	326
Unlawful entry with intent	1 417	2 120	691	329	1 114	412	249	88	6 420
Theft and related offences									
Theft/illegal use of motor vehicle	824	977	507	180	294	91	82	34	2 989
Receiving or handling proceeds of crime	2 154	1 434	1 843	314	338	159	51	192	6 485
Other(c)	5 699	8 047	5 806	1 907	3 096	780	174	148	25 657
Total(d)	8 677	10 458	8 158	2 401	3 728	1 030	307	375	35 134
Deception and related offences	7 354	2 869	3 686	750	1 973	383	163	135	17 313
Illicit drugs									
Import or export illicit drugs	6	—	3	—	—	—	—	—	9
Deal or traffic in illicit drugs	689	1 262	71	86	487	171	200	34	3 000
Manufacture or cultivate illicit drugs	876	853	170	1 059	470	197	30	23	3 678
Possess and/or use illicit drugs	4 667	2 230	3 489	146	2 033	276	88	66	12 995
Total(e)	6 322	4 347	11 008	1 295	3 246	644	326	123	27 311
Weapons and explosives offences	1 070	1 255	1 409	797	849	305	274	58	6 017
Property damage and environmental pollution	4 401	2 542	2 791	1 050	332	361	230	47	11 754
Public order offences									
Disorderly conduct	6 563	12 470	13 071	2 583	4 214	1 446	219	57	40 623
Regulated public order offences	1 014	811	1 453	150	772	70	449	7	4 726
Total	7 577	13 281	14 524	2 733	4 986	1 516	668	64	45 349
Road traffic and motor vehicle regulatory offences	72 321	29 814	48 097	19 331	14 924	35 610	2 902	1 677	224 676
Offences against justice procedures, gov't security and operations									
Breach of domestic violence order	2 538	1 227	4 303	159	136	12	185	64	8 624
Other	2 777	2 283	12 264	1 936	2 765	1 659	157	98	23 939
Total	5 315	3 510	16 567	2 095	2 901	1 671	342	162	32 563
Miscellaneous offences	5 188	3 917	1 806	586	1 692	864	270	82	14 405
<b>Total(f)</b>	<b>142 765</b>	<b>83 114</b>	<b>119 691</b>	<b>35 303</b>	<b>55 875</b>	<b>45 015</b>	<b>8 190</b>	<b>3 344</b>	<b>493 297</b>

— nil or rounded to zero (including null cells)

(a) Refers to finalised appearances rather than finalised defendants in the Magistrates' Court, resulting in a possible increase in the population counts (see Explanatory Note 12).

(b) Excludes children treated as adults.

(c) Includes Subdivisions 082 and 084 and Group 0813 of the ASOC (refer to Appendix 3).

(d) Includes theft and related offences n.f.d.

(e) Includes other illicit drug offences n.e.c.

(f) Includes defendants for whom offence data are missing or a principal offence could not be determined.

	NSW(a)	Vic.	Qld	SA(b)	WA	Tas.	NT	ACT	Aust.
PROPORTION (%)									
Homicide and related offences	0.1	—	—	—	—	—	—	—	—
Acts intended to cause injury	11.6	4.7	2.5	5.0	8.9	3.8	18.4	10.3	6.8
Sexual assault and related offences	0.2	0.3	0.1	0.1	0.1	0.1	0.5	0.4	0.2
Dangerous or negligent acts endangering persons	4.3	5.5	6.6	6.0	27.0	0.9	10.8	3.6	7.5
Abduction and related offences	—	—	—	—	—	—	—	0.1	—
Robbery, extortion and related offences	—	0.3	—	—	—	—	0.2	0.2	0.1
Unlawful entry with intent	1.0	2.6	0.6	0.9	2.0	0.9	3.0	2.6	1.3
Theft and related offences									
Theft/illegal use of motor vehicle	0.6	1.2	0.4	0.5	0.5	0.2	1.0	1.0	0.6
Receiving or handling proceeds of crime	1.5	1.7	1.5	0.9	0.6	0.4	0.6	5.7	1.3
Other(c)	4.0	9.7	4.9	5.4	5.5	1.7	2.1	4.4	5.2
Total(d)	6.1	12.6	6.8	6.8	6.7	2.3	3.7	11.2	7.1
Deception and related offences	5.2	3.5	3.1	2.1	3.5	0.9	2.0	4.0	3.5
Illicit drugs									
Import or export illicit drugs	—	—	—	—	—	—	—	—	—
Deal or traffic in illicit drugs	0.5	1.5	0.1	0.2	0.9	0.4	2.4	1.0	0.6
Manufacture or cultivate illicit drugs	0.6	1.0	0.1	3.0	0.8	0.4	0.4	0.7	0.7
Possess and/or use illicit drugs	3.3	2.7	2.9	0.4	3.6	0.6	1.1	2.0	2.6
Total(e)	4.4	5.2	9.2	3.7	5.8	1.4	4.0	3.7	5.5
Weapons and explosives offences	0.7	1.5	1.2	2.3	1.5	0.7	3.3	1.7	1.2
Property damage and environmental pollution	3.1	3.1	2.3	3.0	0.6	0.8	2.8	1.4	2.4
Public order offences									
Disorderly conduct	4.6	15.0	10.9	7.3	7.5	3.2	2.7	1.7	8.2
Regulated public order offences	0.7	1.0	1.2	0.4	1.4	0.2	5.5	0.2	1.0
Total	5.3	16.0	12.1	7.7	8.9	3.4	8.2	1.9	9.2
Road traffic and motor vehicle regulatory offences	50.7	35.9	40.2	54.8	26.7	79.1	35.4	50.1	45.5
Offences against justice procedures, gov't security and operations									
Breach of domestic violence order	1.8	1.5	3.6	0.5	0.2	—	2.3	1.9	1.7
Other	1.9	2.7	10.2	5.5	4.9	3.7	1.9	2.9	4.9
Total	3.7	4.2	13.8	5.9	5.2	3.7	4.2	4.8	6.6
Miscellaneous offences	3.6	4.7	1.5	1.7	3.0	1.9	3.3	2.5	2.9
<b>Total(f)</b>	<b>100.0</b>	<b>100.0</b>	<b>100.0</b>	<b>100.0</b>	<b>100.0</b>	<b>100.0</b>	<b>100.0</b>	<b>100.0</b>	<b>100.0</b>

— nil or rounded to zero (including null cells)

(a) Refers to finalised appearances rather than finalised defendants in the Magistrates' Court, resulting in a possible increase in the population counts (see Explanatory Note 12).

(b) Excludes children treated as adults.

(c) Includes Subdivisions 082 and 084 and Group 0813 of the ASOC (refer to Appendix 3).

(d) Includes theft and related offences n.f.d.

(e) Includes other illicit drug offences n.e.c.

(f) Includes defendants for whom offence data are missing or a principal offence could not be determined.

	NSW(a)	Vic.	Qld	SA(b)	WA	Tas.	NT	ACT	Aust.
PROPORTION (%) (EXCLUDING TRAFFIC) (c)									
Homicide and related offences	0.1	—	—	—	—	—	0.1	—	—
Acts intended to cause injury	25.6	7.9	4.7	12.8	19.2	19.1	33.9	22.3	14.5
Sexual assault and related offences	0.5	0.5	0.1	0.3	0.2	0.4	1.0	0.8	0.4
Dangerous or negligent acts endangering persons	0.1	0.9	0.1	—	0.5	—	0.8	0.2	0.3
Abduction and related offences	—	—	—	—	—	—	0.1	0.3	—
Robbery, extortion and related offences	0.1	0.4	—	—	—	—	0.4	0.4	0.1
Unlawful entry with intent	2.2	4.3	1.1	2.4	4.3	4.6	5.6	5.7	2.8
Theft and related offences									
Theft/illegal use of motor vehicle	1.3	2.0	0.8	1.3	1.1	1.0	1.8	2.2	1.3
Receiving or handling proceeds of crime	3.3	2.9	2.9	2.3	1.3	1.8	1.1	12.4	2.8
Other(d)	8.8	16.4	9.1	13.8	11.9	8.7	3.9	9.5	11.0
Total(e)	13.5	21.3	12.8	17.3	14.3	11.4	6.9	24.2	15.1
Deception and related offences	11.4	5.8	5.8	5.4	7.6	4.3	3.7	8.7	7.5
Illicit drugs									
Import or export illicit drugs	—	—	—	—	—	—	—	—	—
Deal or traffic in illicit drugs	1.1	2.6	0.1	0.6	1.9	1.9	4.5	2.2	1.3
Manufacture or cultivate illicit drugs	1.4	1.7	0.3	7.6	1.8	2.2	0.7	1.5	1.6
Possess and/or use illicit drugs	7.2	4.5	5.5	1.1	7.8	3.1	2.0	4.3	5.6
Total(f)	9.8	8.8	17.3	9.3	12.5	7.2	7.3	7.9	11.8
Weapons and explosives offences	1.7	2.6	2.2	5.7	3.3	3.4	6.2	3.7	2.6
Property damage and environmental pollution	6.8	5.2	4.4	7.6	1.3	4.0	5.2	3.0	5.1
Public order offences									
Disorderly conduct	10.2	25.4	20.5	18.6	16.2	16.1	4.9	3.7	17.5
Regulated public order offences	1.6	1.6	2.3	1.1	3.0	0.8	10.1	0.5	2.0
Total	11.8	27.0	22.8	19.7	19.2	16.8	15.1	4.1	19.5
Offences against justice procedures, gov't security and operations									
Breach of domestic violence order	3.9	2.5	6.7	1.1	0.5	0.1	4.2	4.1	3.7
Other	4.3	4.6	19.2	14.0	10.6	18.4	3.5	6.3	10.3
Total	8.3	7.1	26.0	15.1	11.2	18.6	7.7	10.4	14.0
Miscellaneous offences	8.1	8.0	2.8	4.2	6.5	9.6	6.1	5.3	6.2
<b>Total(g)</b>	<b>100.0</b>	<b>100.0</b>	<b>100.0</b>	<b>100.0</b>	<b>100.0</b>	<b>100.0</b>	<b>100.0</b>	<b>100.0</b>	<b>100.0</b>

— nil or rounded to zero (including null cells)

(a) Refers to finalised appearances rather than finalised defendants in the Magistrates' Court, resulting in a possible increase in the population counts (see Explanatory Note 12).

(b) Excludes children treated as adults.

(c) Excludes defendants with a principal offence in ASOC Division 14 (Road traffic and motor vehicle regulatory offences) or a principal offence in Groups 0410 (Dangerous or negligent operation of a vehicle n.f.d.), 0411 (Driving under the influence of alcohol or drugs) or 0412 (Dangerous or negligent operation (driving) of a vehicle).

(d) Includes Subdivisions 082 and 084 and Group 0813 of the ASOC (refer to Appendix 3).

(e) Includes theft and related offences n.f.d.

(f) Includes other illicit drug offences n.e.c.

(g) Includes defendants for whom offence data are missing or a principal offence could not be determined.



	DEFENDANTS FINALISED			DEFENDANTS ADJUDICATED		DEFENDANTS PROVEN GUILTY			
						Principal offence against person(b)		Principal offence against property(c)	Custody in corrections/ community
	no.	Females %	20–24 years age group %	no.	Acquitted %	no.	%	%	%
NSW									
1996–97	3 584	7.5	21.1	2 927	15.3	2 479	na	na	na
1997–98	3 961	7.9	21.2	3 261	15.0	2 773	na	na	na
1998–99	4 186	8.2	20.6	3 331	15.4	2 819	na	na	na
1999–00	4 300	9.3	21.3	3 582	12.6	3 132	na	na	na
2000–01	3 917	9.0	22.4	3 159	12.7	2 757	na	na	na
2001–02	3 654	10.1	24.2	3 167	12.0	2 787	30.6	19.5	74.1
2002–03	3 204	9.8	22.8	2 908	8.8	2 651	33.5	19.2	73.9
2003–04	3 456	9.2	24.4	3 138	7.9	2 890	30.4	23.3	75.9
2004–05	3 356	8.8	22.2	3 016	9.4	2 732	31.0	20.6	75.3
VIC.									
1996–97	1 631	10.2	17.7	1 510	13.0	1 314	na	na	na
1997–98	1 737	9.1	19.8	1 634	11.3	1 449	na	na	na
1998–99	1 977	10.3	18.9	1 777	11.1	1 580	na	na	na
1999–00	2 277	12.2	18.7	2 111	10.0	1 900	na	na	na
2000–01	2 147	11.4	20.2	2 074	8.1	1 905	na	na	na
2001–02	1 993	12.9	22.3	1 895	7.4	1 754	36.6	17.4	59.4
2002–03	2 078	12.2	20.1	1 990	7.7	1 837	36.2	21.8	54.3
2003–04	2 548	11.9	19.7	2 426	7.6	2 242	36.0	21.3	54.7
2004–05	2 425	12.1	17.8	2 307	9.5	2 087	42.0	20.7	55.6
QLD									
1996–97	6 264	14.5	19.3	5 507	6.1	5 172	na	na	na
1997–98	6 477	13.8	21.0	5 477	5.8	5 160	na	na	na
1998–99	7 595	14.9	20.7	6 364	6.2	5 968	na	na	na
1999–00	7 379	14.1	21.6	6 133	6.4	5 740	na	na	na
2000–01	6 932	15.8	19.6	5 643	5.6	5 329	na	na	na
2001–02	7 230	14.3	19.9	6 065	4.6	5 787	41.9	37.0	44.2
2002–03	6 630	14.8	22.6	5 515	4.4	5 272	43.3	37.6	48.8
2003–04	6 863	16.6	22.6	5 564	4.7	5 305	43.0	35.6	50.7
2004–05(d)	(e)6 105	14.4	21.2	5 086	5.7	4 794	45.2	29.8	60.2

na not available

(a) Includes defendants finalised by a bench warrant being issued for the reference periods 1996–97 to 2001–02.

(b) For definitions see Glossary, Principal offence against person.

(c) For definitions see Glossary, Principal offence against property.

(d) Excludes children treated as adults.

(e) Includes defendants with an unknown method of finalisation.

	DEFENDANTS FINALISED			DEFENDANTS ADJUDICATED		DEFENDANTS PROVEN GUILTY			
	no.	Females %	20–24 years age group %	no.	Acquitted %	Principal offence against person(b) no.	Principal offence against property(c) %	Custody in corrections/ community %	
SA									
1996–97	1 299	10.3	21.2	978	12.3	858	na	na	na
1997–98	1 004	9.0	22.3	783	10.9	698	na	na	na
1998–99	943	12.3	19.6	730	13.2	634	na	na	na
1999–00	936	12.5	20.4	692	10.7	618	na	na	na
2000–01	928	12.1	20.7	654	10.6	585	na	na	na
2001–02	1 131	13.5	19.9	802	7.6	741	28.1	17.7	47.9
2002–03	821	11.3	19.7	612	8.0	563	33.9	20.2	44.2
2003–04	869	11.7	18.8	675	9.5	611	29.6	19.3	48.9
2004–05	941	11.6	18.5	745	9.0	678	28.5	19.9	43.5
WA									
1996–97	2 228	10.9	25.2	2 031	10.1	1 825	na	na	na
1997–98	2 718	10.6	25.6	2 164	11.1	1 924	na	na	na
1998–99	2 893	12.1	29.5	2 530	9.6	2 286	na	na	na
1999–00	3 113	11.9	25.6	2 672	8.7	2 439	na	na	na
2000–01	3 055	12.0	27.0	2 631	10.1	2 365	na	na	na
2001–02	3 070	11.2	26.7	2 585	9.3	2 345	22.8	45.0	50.5
2002–03	2 885	11.1	26.1	2 616	8.1	2 404	24.3	43.5	49.9
2003–04	2 667	12.7	26.2	2 456	9.1	2 232	24.2	47.0	67.8
2004–05	2 695	10.8	22.3	2 430	12.6	2 125	29.6	33.1	68.1
TAS.									
1996–97	322	12.4	28.9	276	6.5	258	na	na	na
1997–98	337	12.2	26.7	280	8.9	255	na	na	na
1998–99	611	8.3	26.7	508	4.9	483	na	na	na
1999–00	749	10.8	29.1	597	5.5	564	na	na	na
2000–01	441	8.8	28.1	359	8.9	327	na	na	na
2001–02	486	11.9	30.0	353	8.2	324	34.9	33.0	62.3
2002–03	605	13.4	30.7	485	7.8	447	38.7	37.8	59.5
2003–04	537	11.2	25.1	427	9.6	386	36.3	36.5	54.4
2004–05	526	12.4	26.2	426	9.9	384	35.7	31.8	48.4

na not available

(a) Includes defendants finalised by a bench warrant being issued for the reference periods 1996–97 to 2001–02.

(b) For definitions see Glossary, Principal offence against person.

(c) For definitions see Glossary, Principal offence against property.

	DEFENDANTS FINALISED			DEFENDANTS ADJUDICATED		DEFENDANTS PROVEN GUILTY			
	no.	Females	20–24 years age group	no.	Acquitted	Principal offence against person(b)	Principal offence against property(c)	Custody in corrections/ community	
		%	%		%	no.	%	%	%
NT									
1996–97	206	6.8	24.8	187	9.6	169	na	na	na
1997–98	311	7.7	18.6	236	12.3	207	na	na	na
1998–99	288	6.6	21.5	235	9.8	212	na	na	na
1999–00	268	7.5	21.3	216	8.8	197	na	na	na
2000–01	404	5.2	20.0	331	4.8	315	na	na	na
2001–02	262	9.9	18.3	241	4.1	231	33.8	13.9	78.8
2002–03	256	9.4	18.0	226	10.2	203	52.7	12.8	74.4
2003–04	256	7.4	23.4	234	9.0	213	60.6	15.0	84.5
2004–05	331	6.0	20.5	296	9.1	269	49.1	14.9	72.9
ACT									
1996–97	150	16.0	18.7	122	9.0	111	na	na	na
1997–98	138	14.5	23.2	112	16.1	94	na	na	na
1998–99	161	8.7	26.7	133	11.3	118	na	na	na
1999–00	190	19.5	23.2	140	9.3	127	na	na	na
2000–01	205	13.2	19.0	155	10.3	139	na	na	na
2001–02	171	15.2	21.6	121	14.0	104	26.9	42.3	50.0
2002–03	164	10.4	26.2	112	13.4	97	30.9	28.9	38.1
2003–04	119	16.0	24.4	83	14.5	71	42.3	32.4	60.6
2004–05	144	16.0	22.2	122	18.0	100	34.0	39.0	44.0
AUST.									
1996–97	15 684	11.4	20.8	13 538	10.0	12 186	na	na	na
1997–98	16 683	11.0	21.9	13 947	9.9	12 560	na	na	na
1998–99	18 654	11.9	22.0	15 608	9.7	14 100	na	na	na
1999–00	19 212	12.2	22.1	16 143	8.8	14 717	na	na	na
2000–01	18 029	12.5	21.8	15 006	8.6	13 722	na	na	na
2001–02	17 997	12.6	22.4	15 229	7.6	14 073	34.7	31.0	54.3
2002–03	16 643	12.5	23.1	14 464	6.8	13 474	36.5	31.7	55.2
2003–04	17 315	13.3	23.0	15 003	7.0	13 950	35.7	31.5	59.9
2004–05	(d) 16 523	12.0	21.1	14 428	8.7	13 169	38.1	26.3	62.8

na not available

(a) Includes defendants finalised by a bench warrant being issued for the reference periods 1996–97 to 2001–02.

(b) For definitions see Glossary, Principal offence against person.

(c) For definitions see Glossary, Principal offence against property.

(d) Includes defendants with an unknown method of finalisation.

## EXPLANATORY NOTES

### INTRODUCTION

- 1** This publication presents information relating to the criminal jurisdiction of the Higher (Supreme and Intermediate) and Magistrates' Courts in each state and territory and the Children's Courts for all states and territories except New South Wales (NSW) and the Australian Capital Territory (ACT). The criminal jurisdiction of the courts includes the trial and sentencing of persons and organisations charged with criminal offences. This information is sourced from the national Criminal Courts collection produced by the Australian Bureau of Statistics (ABS) with the cooperation of the states and territories.
- 2** The aim of the Criminal Courts collection is to provide comparable statistics for the states and territories and for Australia on the characteristics of defendants dealt with by the Criminal Courts. This includes information on the offences and sentences associated with those defendants. Refer to paragraphs 44–47 of the Explanatory Notes for further information.
- 3** In order to ensure consistency between the states and territories, the statistics have been compiled according to national standards and classifications.
- 4** Due to differing scope and counting rules the data in this publication may not be comparable to data published in other national and state/territory publications.
- 5** Given the high degree of conceptual complexity in the operation of the courts systems in Australia, and the variation in the capacity of the states and territories to supply statistical information, a staged approach has been adopted for the development and conduct of the Criminal Courts collection.
- 6** This publication presents results from several development stages of this collection. Information relating to criminal cases heard in the Supreme and Intermediate Courts has been available since the mid 1990's. Information about defendants finalised in the Magistrates' Courts and their characteristics, including offences and sentences for defendants who were finalised by adjudication is available from 2003–04 onwards. Information about defendants finalised in the Children's Courts and their characteristics, including offences and sentences for adjudicated defendants is available as experimental data (Refer Appendix 1).

### DATA SOURCE

- 7** National statistics are derived from data about each defendant provided to the ABS by the state and territory agencies responsible for courts administration. This includes defendants processed in the Higher, Magistrates' and Children's Courts. The ABS receives data directly from these agencies in all states and territories except for Queensland (where data are supplied via the Office of Economic and Statistical Research), and New South Wales (where data are supplied via the Bureau of Crime Statistics and Research).
- 8** Standardisation of data requires the states and territories to provide data coded according to national classifications and standards. For more information refer to paragraphs 21–22 of the Explanatory Notes.
- 9** For states and territories other than Victoria data on offences and sentences were obtained from the same source that supplied data on defendants. For Victoria, the offence and sentence data for adjudicated defendants in the Higher Courts were derived from two sources. For defendants with offences proven guilty, the offence and sentence information was derived from the Higher Courts sentencing database. These data were matched to the defendant records obtained from the primary source (courts listing system) for Victorian data. There was incomplete coverage of defendants proven guilty in the Victorian Higher Courts sentencing database, and therefore offence details for some defendants were unavailable.

## EXPLANATORY NOTES *continued*

### SCOPE

#### *Higher Courts*

**10** The Higher Courts collection includes defendants finalised in the original jurisdiction (see Glossary) of the Supreme and Intermediate Courts in Australia during the reference period 1 July 2004–30 June 2005. Children treated as adults by the courts are included in the collection.

#### *Magistrates' Courts*

**11** The Magistrates' Courts collection includes defendants finalised in the criminal jurisdiction of the Magistrates' Courts. Children treated as adults by the courts are included in the collection.

**12** These data include defendants finalised in the Magistrates' Courts for all states and territories except New South Wales where finalised appearances were provided instead of finalised defendants. Therefore, where charges were finalised at different court appearances in the same case for a defendant in New South Wales, these were counted as finalised defendants at each appearance rather than being aggregated as a single finalised defendant at the latest charge finalisation date.

#### *Children's Courts*

**13** Data on defendants finalised in the criminal jurisdiction of the Children's Courts have been included for the first time in this publication. However, due to coverage and other data quality issues they have been labelled as 'experimental' in this issue (see paragraphs 49–50). These data include all defendants finalised in the Children's Courts for all states and territories except New South Wales and the Australian Capital Territory.

**14** Data on defendants finalised in the Children's Courts in New South Wales and the Australian Capital Territory were not able to be extracted for inclusion in this issue of the publication. Hence, an Australian total is currently unavailable for Children's Courts.

**15** In all states and territories, children aged under the age of 10 years cannot be charged with a criminal offence. The maximum age that defendants are considered a child or juvenile varies between states and territories from under the age of 17 years to under the age of 18 years.

#### *Exclusions*

**16** The Higher, Magistrates' and Children's Courts data exclude cases heard in the criminal jurisdiction of the courts which do not require the adjudication of charges (e.g. bail reviews and applications to amend sentences or penalties). Also excluded are breach of bond cases, appeal cases, tribunal matters and defendants for whom a bench warrant is issued but not executed.

**17** The Magistrates' Court data exclude defendants finalised in the Children's Courts, Drug Courts, Electronic Courts, Fine Recovery Units, Family Violence Courts and Indigenous Courts.

### REFERENCE PERIOD

**18** The statistics in this collection relate to defendants who had criminal cases finalised within the Higher, Magistrates' and Children's Courts during the reference period 1 July 2004–30 June 2005.

**19** A historical summary of the number of defendants finalised in the Higher Courts for the years 1996–97 through to 2004–05 is provided in table 19.

### COUNTING UNIT

**20** The principal counting unit for the Criminal Courts collection is a defendant. A defendant is a person or organisation against whom one or more criminal charges have been laid and which are heard together as the one unit of work by a court at a particular level. It should be noted that the Criminal Courts collection does not enumerate unique persons or organisations. If a person or organisation is a defendant in a number of criminal cases finalised within the courts during the reference period, this person or organisation will be counted more than once within that reference period.

## EXPLANATORY NOTES *continued*

### CLASSIFICATIONS

**21** The main national classifications used to collect and produce data on defendants in the Criminal Courts are:

- Method of Finalisation (see Appendix 2)
- Australian Standard Offence Classification (ASOC) (refer to paragraphs 38–39 of the Explanatory Notes and Appendix 3)
- National Offence Index (NOI) (refer to paragraphs 40–42 of the Explanatory Notes and Appendix 4)
- Sentence Type (refer to paragraph 43 of the Explanatory Notes and Appendix 5).

**22** The classifications provide a framework for classifying criminal court information for statistical purposes, promoting data that are compiled on a consistent basis across states and territories. The classifications allow for different levels of detail to be recorded depending on the level of detail in the source information. Associated with each classification are coding rules which ensure that the counting of information is consistent across states and territories.

### NATIONAL CRIMINAL COURTS DATA DICTIONARY

**23** A data dictionary is an agreed set of classifications and standards that is accepted as the authoritative source for a particular area of statistics. The *National Criminal Courts Data Dictionary, Version 1* has been developed by the National Criminal Courts Statistics Unit (NCCSU) of the ABS in collaboration with key stakeholders. It is a reference document which defines national data items and outlines methods for the use of 27 data elements and concepts that underpin the ABS and Council of Australian Governments (COAG) criminal courts collections. Version 1 of the data dictionary relates to the Higher and Magistrates' Criminal Courts and it is anticipated that Version 2 will extend the scope of the data dictionary to the Children's Criminal Courts. The *National Criminal Courts Data Dictionary* can be accessed in the Statistical References section of the National Statistical Service web site <<http://www.nss.gov.au>>.

### COUNTING METHODOLOGY *Method of finalisation*

**24** Method of finalisation describes how a criminal charge is concluded by a criminal court level. For the purposes of the Criminal Courts collection, one method of finalisation is applied to each defendant within the Higher, Magistrates' and Children's Courts.

**25** Prior to 2002–03, a bench warrant issued was considered a method of finalisation. From the 2002–03 reference period, this is no longer considered a method of finalisation for a defendant in the Higher Courts. This is treated as a continuation of a case and will impact the duration of a case i.e. date from initiation to finalisation. This aligns with the Magistrates' Courts and Children's Courts collections which do not include a bench warrant issued as a method of finalisation. Once a bench warrant has been executed, the defendant is regarded as being finalised (by a method of finalisation other than a bench warrant being issued) and is included in data for the relevant reference period in which the defendant is finalised.

**26** Defendants who are referred to a Mental Health Review Tribunal (e.g. for determination of fitness for trial) are not considered to be finalised.

### *Transfer between Higher Court levels*

**27** Defendants who transfer from one Higher Court level to another are considered as initiated only once (in the level they first entered) and finalised only once (from the level they finally left).

### *Transfer between Magistrates' and Higher Court levels*

**28** Defendants who transfer from the Magistrates' Court level to the Higher Court level are considered as initiated twice (once in each of these levels) and finalised twice (once in each level). Defendants may have some charges finalised in the Magistrates' Courts whilst other charges are committed to the Higher Courts. A defendant in this situation would be counted in the Magistrates' Courts data and the Higher Courts data.

## EXPLANATORY NOTES *continued*

*Transfers between the  
Children's Courts and the  
Magistrates' or Higher Courts*

*Higher Courts*

**29** Defendants who transfer between the Children's Courts and the Magistrates' or Higher Courts are considered to be initiated and finalised in each court level where they appear.

**30** Where a defendant finalised in a Higher Court has multiple charges and these have different methods of finalisation, the defendant method of finalisation code is determined by the following order of precedence:

- defendant deceased
- unfit to plead
- not guilty by reason of mental illness/condition
- guilty finding by court
- charge proven n.f.d.
- guilty plea by defendant
- acquitted by court
- charge unproven n.f.d.
- charge unproven n.e.c.
- transfer from a Higher Court to a Court of Summary Jurisdiction
- other transfer between court levels
- withdrawn by the prosecution
- other non-adjudicated method of finalisation
- unknown/not stated.

*Magistrates' Courts*

**31** Where a defendant finalised in a Magistrates' Court has multiple charges and these have different methods of finalisation, the defendant method of finalisation code is determined by the following order of precedence:

- defendant deceased
- unfit to plead
- not guilty by reason of mental illness/condition
- guilty finding by court
- charge proven n.f.d.
- guilty plea by defendant
- guilty ex-parte
- acquitted by court
- charge unproven n.f.d.
- no case to answer at committal
- charge unproven n.e.c.
- committed for trial
- committed n.f.d.
- committed for sentence
- non-committed transfer from a Court of Summary Jurisdiction to a Higher Court
- other transfer between court levels
- withdrawn by the prosecution
- other non-adjudicated method of finalisation
- unknown/not stated.

*Children's Courts*

**32** Where a defendant finalised in a Children's Court has multiple charges and these have different methods of finalisation, the defendant method of finalisation code is determined by the following order of precedence:

- defendant deceased
- unfit to plead
- not guilty by reason of mental illness/condition
- guilty finding by court
- charge proven n.f.d.
- guilty plea by defendant

## EXPLANATORY NOTES *continued*

### *Children's Courts continued*

- guilty ex-parte
- acquitted by court
- charge unproven n.f.d.
- no case to answer at committal
- charge unproven n.e.c.
- committed for trial
- committed n.f.d.
- committed for sentence
- transfer from a Children's Court to a Magistrates' or Higher Court n.e.c.
- other transfer between court levels n.e.c.
- withdrawn by the prosecution
- other non-adjudicated finalisation n.e.c.
- unknown/not stated

### *Merging counting units*

**33** Where a person or organisation is a defendant in more than one case, and their cases are finalised on the same date, in the same court level and in the same court location, their defendant records will be merged and counted as a single defendant record. This merging rule is used for defendants finalised in the Higher, Magistrates' and Children's Courts.

### *Principal offence adjudicated*

**34** Principal offence is only calculated for adjudicated defendants. Charges considered for the purpose of determining the principal offence are only those charges that have an adjudicated method of finalisation (i.e. where the defendant has pleaded guilty or the court has made a decision as to whether or not the defendant is guilty). Thus, charges that have been transferred to another level of court, together with those that are withdrawn or dealt with by some other non-adjudicated method, are not considered for the purposes of determining the principal offence adjudicated.

**35** For a defendant who has a method of finalisation of proven guilty (resulting from a guilty verdict, guilty plea or guilty ex-parte), the principal offence is selected from the charge(s) proven guilty (i.e. acquitted charges are not considered). For a defendant who has a method of finalisation of acquitted, the principal offence is selected from the charge(s) acquitted.

**36** Where a defendant has a single proven guilty or acquitted charge, the principal offence is the relevant ASOC code (see paragraphs 38–39) associated with the adjudicated charge.

**37** Where a defendant has a method of finalisation of proven guilty with multiple charges proven guilty, or where a defendant has a method of finalisation of acquitted with multiple charges acquitted, the principal offence is selected by applying the National Offence Index (see paragraph 40). The principal offence is determined as the adjudicated charge with the highest ranked ASOC Group in the Index. Where the defendant has an adjudicated charge but is unable to receive an Index ranking (due to missing offence information or the offence mapped to an ASOC code that is not included in the Index) the principal offence is coded to 'not able to be determined'.

### *Australian Standard Offence Classification (ASOC)*

**38** The ASOC was developed by the ABS for use in the collection and publication of crime and justice statistics. It provides a uniform national classificatory framework for the compilation and comparison of statistics on offences across Australia.

**39** Offence data have been coded to the ASOC on the basis of mappings of state/territory legislative codes undertaken by various agencies within those states and territories. The ABS has not undertaken any systematic checks to assess the quality of the ASOC coding for the charges adjudicated in the Criminal Courts. Amendments to the ASOC codes have only been made in very limited cases where erroneous codes were identified as part of the edit checks applied to the final data.



## EXPLANATORY NOTES *continued*

### *National Offence Index (NOI)*

**40** The National Offence Index (see Appendix 4) is a ranking of all ASOC Groups and selected supplementary ASOC codes (ASOC Divisions and/or ASOC Subdivisions). This ranking is based on the concept of seriousness, with a ranking of 1 relating to the ASOC code containing the most serious offence. In developing this Index, the ranking of offences was analysed using the 2000–01 Higher Courts data. The results indicated that the Index produced principal offence output that aligned with that produced using the 2000–01 Principal Offence rules which were based on actual sentences handed down in the Higher Courts in the 2000–01 reference period. In addition, the Index resulted in significant data quality improvements with the proportion of adjudicated defendants for whom a principal offence was unable to be determined reducing from a national average of 17% in 2000–01 to 3% in 2001–02 using the Index.

**41** The assumptions and rules underpinning the NOI, in particular defining 'offence seriousness' and the impact of this definition on the ranking of offences, need to be considered when using the principal offence data in this publication. However, it is important to note that these technical issues are only of practical significance where a choice must be made between output categories (see paragraph 42). For example, although some Sexual assault and related offences are ranked ahead of Illicit drug and related offences, they are unlikely to co-occur. For further information regarding the development of the NOI please refer to Appendix 5 in *Criminal Courts, Australia, 2001–02* (cat. no. 4513.0).

**42** The principal offence for each adjudicated defendant (i.e. acquitted or proven guilty) is aggregated and published at the ASOC Division level for selected tables, and at the more detailed ASOC Subdivision or Group level (including the ASOC Group of Breach of domestic violence orders) for other tables.

### *Principal sentence*

**43** Within this publication, defendants who are proven guilty have sentence information reported against them at the defendant level. This is usually, though not necessarily, the sentence associated with the principal offence. A defendant can receive a single sentence for a single offence proven guilty, a single sentence for multiple offences proven guilty, multiple sentences for multiple offences proven guilty and/or multiple sentences assigned to the one offence proven guilty. Where a defendant has multiple sentences, the principal sentence is selected by applying the hierarchy of the Sentence Type Classification (see Appendix 5).

### DATA COMPARABILITY

**44** The Criminal Courts collection has been designed to facilitate comparisons over time and across states and territories through the application of common national statistical standards. However, some legislative and processing differences may limit the degree to which the statistics are comparable across the states and territories. Differences may also arise as a result of other factors, including refinements in data quality procedures and modifications in the systems used to obtain and compile the figures.

**45** To ensure that the statistics are as reliable as possible, the ABS has employed a number of measures. A range of edit checks identify data that may contain errors and these are queried and resolved by the ABS in consultation with the relevant state or territory representative. The final data are also checked against other available data sources, such as state and territory court statistics and annual reports produced by the court administration agencies and the Offices of the Directors of Public Prosecutions.

**46** Data quality control checks will continue to be reviewed and modified. Data availability and quality will also improve as the states and territories further develop and improve their court operational systems.

**47** Reporting of uniform data in relation to the criminal courts in Australia is also enabled by the *National Criminal Courts Data Dictionary*.

## EXPLANATORY NOTES *continued*

### CONFIDENTIALITY OF TABULAR DATA

**48** Table cells containing small values have been randomly adjusted to avoid releasing confidential information.

### EXPERIMENTAL DATA

**49** The Children's Criminal Court data included in this issue have not been subjected to the same type of validation processes that are applied to the other data presented in this publication and are therefore labelled as 'experimental'.

**50** It is expected that the implementation of new information systems in New South Wales and the Australian Capital Territory will facilitate a national Children's Court dataset for the 2006-07 reference period.

### RELATED PUBLICATIONS

#### *ABS publications*

**51** ABS publications which may be of interest include:

*Australian Social Trends* (cat. no. 4102.0) – issued annually

*Australian Standard Offence Classification* (cat. no. 1234.0) – irregular

*Corrective Services, Australia* (cat. no. 4512.0) – issued quarterly

*Crime and Safety, Australia* (cat. no. 4509.0) – irregular

*Crime and Safety, New South Wales* (cat. no. 4509.1) – irregular

*Crime and Safety, South Australia* (cat. no. 4509.4) – irregular

*Crime and Safety, Western Australia* (cat. no. 4509.5) – irregular

*General Social Survey: Summary Results, Australia* (cat. no. 4159.0) – irregular

*Information Paper: Measuring Crime Victimisation, Australia: The Impact of*

*Different Collection Methodologies* (cat. no. 4522.0.55.001) – single issue

*Information Paper: National Information Development Plan for Crime and*

*Justice Statistics 2005* (cat. no. 4520.0) – single issue

*Measuring Wellbeing: Frameworks for Australian Social Statistics* (cat. no. 4160.0)

– irregular

*Measures of Australia's Progress* (cat. no. 1370.0) – issued annually

*National Criminal Courts Data Dictionary, Version 1* – available from

<<http://www.nss.gov.au>>

*Prisoners in Australia* (cat. no. 4517.0) – issued annually

*Recorded Crime - Victims, Australia* (cat. no. 4510.0) – issued annually (previously titled *Recorded Crime, Australia*)

*Sexual Assault in Australia: A Statistical Overview* (cat. no. 4523.0) – single issue

*Year Book Australia* (cat. no. 1301.0) – issued annually

**52** Current publications and other products released by the ABS are listed in the *Catalogue of Publications and Products* (cat. no. 1101.0). The Catalogue is available from the ABS web site <<http://www.abs.gov.au>>. The ABS also issues a daily Release Advice on the web site which details products to be released in the week ahead. The National Centre for Crime and Justice Statistics releases a biannual newsletter that is published on the ABS web site. The Centre can be contacted by email through <[crime.justice@abs.gov.au](mailto:crime.justice@abs.gov.au)>.

#### *Non-ABS publications*

**53** Non-ABS sources of criminal court statistics which may be of interest include: Australian Capital Territory Department of Justice and Community Safety, *Annual Report*

Australian Institute of Criminology, *List of Publications* <<http://www.aic.gov.au>>

Chief Justice of Western Australia, *Annual Review of Western Australian Courts*

Crime Research Centre, University of Western Australia, *Crime and Justice Statistics for Western Australia*

Children's Court of Queensland, *Annual Report*

Children's Court of Victoria, *Annual Report*

Court Administration Authority, *Annual Report*

Department of Justice, Northern Territory, *Annual Report*

Department of Justice, Victoria, *Annual Report*

Department of Justice, Western Australia, *Annual Report*

## EXPLANATORY NOTES *continued*

### *Non-ABS publications continued*

Department of Justice and Attorney-General, Queensland, *Annual Report*  
 Department of Justice and Industrial Relations, Tasmania, *Department of Justice Annual Report*  
 Director of Public Prosecutions, *Annual Report*, all State, Territory and Commonwealth Offices of the Director of Public Prosecutions  
 District Court of Queensland, *Annual Report*  
 Local Court of New South Wales, *Annual Review*  
 Magistrates' Court, Tasmania, *Annual Report*  
 NSW Bureau of Crime Statistics and Research, *New South Wales Criminal Courts Statistics*  
 Office of Courts Administration, Northern Territory, *Annual Report*  
 Office of Crime Statistics and Research, South Australia, *Crime and Justice in South Australia Adult Courts and Corrections*  
 Office of Crime Statistics and Research, South Australia, *Crime and Justice in South Australia Juvenile Justice*  
 Office of Crime Statistics and Research, South Australia, *Juvenile Justice in South Australia: A 2004 Update*  
 Office of Economic and Statistical Research, *Crime and Justice Statistics Queensland*  
 Steering Committee for the Review of Government Service Provision, *Report on Government Services*  
 South Australia Courts Administration Authority, *Annual Report*  
 Supreme Court of Queensland, *Annual Report*  
 Supreme Court of Tasmania, *Annual Report*  
 Victoria Police, *Crime Statistics*

### ABBREVIATIONS

ABS	Australian Bureau of Statistics
ACT	Australian Capital Territory
ASOC	Australian Standard Offence Classification
Aust.	Australia
n.e.c.	not elsewhere classified
n.f.d.	not further defined
NCCSU	National Criminal Courts Statistics Unit
NOI	National Offence Index
NSW	New South Wales
NT	Northern Territory
Qld	Queensland
SA	South Australia
Tas.	Tasmania
Vic.	Victoria
WA	Western Australia

## APPENDIX 1 EXPERIMENTAL CHILDREN'S COURTS DATA

### INTRODUCTION

This appendix presents eight tables containing experimental data for Children's Criminal Courts:

- Table A1 Summary characteristics of defendants, States and territories
- Table A2 Defendants adjudicated, Principal offence by states and territories
- Table A3 Defendants adjudicated, Sex and selected principal offence by states and territories
- Table A4 Defendants adjudicated, Sex and age by states and territories
- Table A5 Defendants proven guilty, Sex and principal sentence by states and territories
- Table A6 Defendants proven guilty, Selected principal offence and principal sentence by states and territories
- Table A7 Defendants proven guilty, Principal sentence and age by states and territories
- Table A8 Defendants finalised, Method of finalisation and states and territories by duration

Due to differing scope and counting rules, the Children's Courts data in this publication may not be comparable to Children's Courts data published in other national and state/territory publications.

### CHILDREN'S CRIMINAL COURTS – SCOPE OF FINALISATIONS

Children's Courts data include defendants finalised in all states and territories except New South Wales and the Australian Capital Territory. Data on defendants finalised in the Children's Courts in New South Wales and the Australian Capital Territory were not able to be extracted for inclusion in this issue of the publication. Hence, an Australian total for the Children's Courts data is not available.

Caution should be taken regarding any analyses based on these data. Further development work will be undertaken in conjunction with each state and territory in order to address and improve quality and coverage issues of the Children's Courts statistics.

There are significant differences between the states and territories in the way the Children's Courts systems are structured. Caution should therefore be taken when making comparisons between states and territories.

### DEFENDANTS FINALISED

More males were finalised in the Children's Courts than females (see table A1). The highest proportions of females were in Victoria (25%) and Tasmania (21%). The highest proportions of males were in the Northern Territory (86%) and South Australia (85%). Most finalised defendants were proven guilty in all states and territories.

### ADJUDICATED DEFENDANTS

#### *Principal offence*

The available data indicated that six principal offence categories accounted for the majority of adjudicated defendants who appeared in the Children's Courts in 2004–05 (see table A2). These were Theft and related offences; Road traffic and motor vehicle regulatory offences; Unlawful entry with intent; Public order offences; Acts intended to cause injury; and Deception and related offences.

#### *Age and sex*

For those states and territories providing data, the most prevalent principal offence for which both male and female defendants were adjudicated was Theft and related offences (see table A3). Proportionally, more males had a principal offence of Unlawful entry with intent than females while more females had a principal offence of Deception and related offences than males.

Nearly one third of both males and females adjudicated in South Australia had a principal offence of Road traffic and motor vehicle regulatory offences, while in Queensland and Victoria the proportion of adjudications for this offence was nearly twice as high for males than females. In Western Australia and South Australia, a higher proportion of females had a principal offence of Acts intended to cause injury compared with males.

## APPENDIX 1 EXPERIMENTAL CHILDREN'S COURTS DATA *continued*

### *Age and sex continued*

The proportions of defendants adjudicated in the Children's Courts were similar for males and females across age groups (see table A4). More than half of the defendants were aged 16 and 17 years for both males and females. In Victoria and Queensland, persons aged 17 and above at the time of committing an offence are treated as adults by the courts, and were consequently not included in the Children's Court collection. In all states and territories included in the collection, the greatest proportion of defendants were aged 17 years (between 25% and 37%), except in Queensland where a greater proportion of defendants were aged 16 years (37%).

### DEFENDANTS PROVEN GUILTY

#### *Principal sentence*

The proportions of principal sentence differed depending on the principal offence of the defendant proven guilty (see table A6). For the total of the six states and territories included in the collection, Custodial orders (including Fully suspended sentence) were most common for defendants with a principal offence of Unlawful entry with intent and Acts intended to cause injury. Defendants were least likely to have a Custodial order for Road traffic and motor vehicle regulatory offences.

Monetary orders were the most common sentence for the principal offence category Road traffic and motor vehicle regulatory offences. Other non-custodial orders were most common for Public order offences.

#### *Age and sex*

For those states and territories included in the collection, the largest proportional differences in principal sentence for male and female defendants proven guilty were for Community supervision/work orders and Good behaviour/recognition orders (see table A5). Males were more likely than females to receive a principal sentence of Community supervision/work orders and Custody in corrections/community. While females were more likely than males to receive a principal sentence of Good behaviour/recognition orders and Nominal penalties.

The highest proportion of defendants were aged 16 years for all principal sentences except Monetary orders. Those defendants aged 17 years and over were most likely to receive a principal sentence of a Monetary order, whilst those aged 16 and under were most likely to receive a Community supervision/work order or Other non-custodial order.

### DURATION FROM INITIATION TO FINALISATION

The nature of the charges presented to the court, together with the process required to deal with the charges (which is affected by type of plea), impact on the time required for a court to finalise a case. In general, a trial will require more court time than a case where the defendant initially pleads guilty. The complexity of the case, often associated with the type of offence(s) being heard, also impacts on the time required to finalise a case.

Most defendants were finalised in the Children's Court in less than 6 weeks (see table A8).

## APPENDIX 1 EXPERIMENTAL CHILDREN'S COURTS DATA *continued*

### **A1** SUMMARY CHARACTERISTICS OF DEFENDANTS, States and territories

	NSW	Vic.	Qld	SA	WA	Tas.	NT(a)	ACT	Aust.
NUMBER									
<b>Defendants finalised</b>									
Males	na	4 332	5 225	3 076	4 653	780	559	na	na
Females	na	1 473	1 340	535	1 054	206	87	na	na
Non-adjudicated outcomes									
Withdrawn by prosecution	na	574	798	746	238	40	90	na	na
Other(b)	na	3	303	133	1 183	8	21	na	na
<i>Total</i>	na	577	1 101	879	1 421	48	111	na	na
Adjudicated outcomes									
Acquitted	na	196	39	3	104	146	75	na	na
Proven guilty	na	5 032	5 425	2 729	4 197	793	464	na	na
<i>Total</i>	na	5 228	5 464	2 732	4 301	939	539	na	na
<b>Total defendants finalised(c)</b>	na	<b>5 805</b>	<b>6 565</b>	<b>3 611</b>	<b>5 722</b>	<b>987</b>	<b>650</b>	na	na
Proven guilty outcomes									
Custodial orders	na	368	171	246	244	155	106	na	na
Non-custodial orders	na	4 575	5 254	2 461	3 953	598	355	na	na
<i>Total(d)</i>	na	5 032	5 425	2 729	4 197	793	464	na	na
PROPORTION (%)									
<b>Defendants finalised</b>									
Males	na	74.6	79.6	85.2	81.3	79.0	86.0	na	na
Females	na	25.4	20.4	14.8	18.4	20.9	13.4	na	na
Non-adjudicated outcomes									
Withdrawn by prosecution	na	9.9	12.2	20.7	4.2	4.1	13.8	na	na
Other(b)	na	0.1	4.6	3.7	20.7	0.8	3.2	na	na
<i>Total</i>	na	9.9	16.8	24.3	24.8	4.9	17.1	na	na
Adjudicated outcomes									
Acquitted	na	3.4	0.6	0.1	1.8	14.8	11.5	na	na
Proven guilty	na	86.7	82.6	75.6	73.3	80.3	71.4	na	na
<i>Total</i>	na	90.1	83.2	75.7	75.2	95.1	82.9	na	na
<b>Total defendants finalised(c)</b>	na	<b>100.0</b>	<b>100.0</b>	<b>100.0</b>	<b>100.0</b>	<b>100.0</b>	<b>100.0</b>	na	na
Proven guilty outcomes									
Custodial orders	na	7.3	3.2	9.0	5.8	19.5	22.8	na	na
Non-custodial orders	na	90.9	96.8	90.2	94.2	75.4	76.5	na	na
<i>Total(d)</i>	na	100.0	100.0	100.0	100.0	100.0	100.0	na	na

na not available

(a) Includes defendants for whom all charges have not been finalised.

(b) Includes defendants transferred to other court levels.

(c) Includes defendants with unknown sex.

(d) Includes defendants for whom a principal sentence is unknown.

# APPENDIX 1 EXPERIMENTAL CHILDREN'S COURTS DATA *continued*

## A2 DEFENDANTS ADJUDICATED, Principal offence by states and territories

	NSW	Vic.	Qld	SA	WA	Tas.	NT(a)	ACT	Aust.
NUMBER									
Homicide and related offences	na	—	—	3	—	—	—	na	na
Acts intended to cause injury	na	330	231	228	614	166	94	na	na
Sexual assault and related offences	na	46	3	20	68	10	6	na	na
Dangerous or negligent acts endangering persons	na	72	31	264	820	15	32	na	na
Abduction and related offences	na	—	—	—	4	—	—	na	na
Robbery, extortion and related offences	na	120	—	36	126	14	7	na	na
Unlawful entry with intent	na	400	420	215	758	145	176	na	na
Theft and related offences	na	1 141	1 370	422	512	182	70	na	na
Deception and related offences	na	1 297	243	39	65	18	4	na	na
Illicit drug offences	na	54	261	47	172	20	10	na	na
Weapons and explosives offences	na	52	68	59	44	17	9	na	na
Property damage and environmental pollution	na	399	456	241	213	66	25	na	na
Public order offences	na	477	928	177	346	88	19	na	na
Road traffic and motor vehicle regulatory offences	na	380	800	854	376	143	67	na	na
Offences against justice procedures, gov't security and operations	na	242	580	108	95	46	6	na	na
Miscellaneous offences	na	218	73	19	87	9	6	na	na
<b>Total(b)</b>	na	<b>5 228</b>	<b>5 464</b>	<b>2 732</b>	<b>4 301</b>	<b>939</b>	<b>539</b>	na	na
PROPORTION (%)									
Homicide and related offences	na	—	—	0.1	—	—	—	na	na
Acts intended to cause injury	na	6.3	4.2	8.3	14.3	17.7	17.4	na	na
Sexual assault and related offences	na	0.9	0.1	0.7	1.6	1.1	1.1	na	na
Dangerous or negligent acts endangering persons	na	1.4	0.6	9.7	19.1	1.6	5.9	na	na
Abduction and related offences	na	—	—	—	0.1	—	—	na	na
Robbery, extortion and related offences	na	2.3	—	1.3	2.9	1.5	1.3	na	na
Unlawful entry with intent	na	7.7	7.7	7.9	17.6	15.4	32.7	na	na
Theft and related offences	na	21.8	25.1	15.4	11.9	19.4	13.0	na	na
Deception and related offences	na	24.8	4.4	1.4	1.5	1.9	0.7	na	na
Illicit drug offences	na	1.0	4.8	1.7	4.0	2.1	1.9	na	na
Weapons and explosives offences	na	1.0	1.2	2.2	1.0	1.8	1.7	na	na
Property damage and environmental pollution	na	7.6	8.3	8.8	5.0	7.0	4.6	na	na
Public order offences	na	9.1	17.0	6.5	8.0	9.4	3.5	na	na
Road traffic and motor vehicle regulatory offences	na	7.3	14.6	31.3	8.7	15.2	12.4	na	na
Offences against justice procedures, gov't security and operations	na	4.6	10.6	4.0	2.2	4.9	1.1	na	na
Miscellaneous offences	na	4.2	1.3	0.7	2.0	1.0	1.1	na	na
<b>Total(b)</b>	na	<b>100.0</b>	<b>100.0</b>	<b>100.0</b>	<b>100.0</b>	<b>100.0</b>	<b>100.0</b>	na	na

— nil or rounded to zero (including null cells)

na not available

(a) Includes defendants for whom all charges have not been finalised.

(b) Includes defendants for whom offence data are missing or a principal offence could not be determined.

# APPENDIX 1 EXPERIMENTAL CHILDREN'S COURTS DATA *continued*

## **A3** DEFENDANTS ADJUDICATED, Sex and selected principal offence by states and territories

	NSW	Vic.	Qld	SA	WA	Tas.	NT(a)	ACT	Aust.
NUMBER									
Males									
Acts intended to cause injury	na	246	158	170	449	114	77	na	na
Dangerous or negligent acts endangering persons	na	67	28	235	704	15	28	na	na
Unlawful entry with intent	na	342	378	199	686	135	155	na	na
Theft and related offences	na	843	989	361	402	138	60	na	na
Deception and related offences	na	801	164	25	55	9	4	na	na
Illicit drug offences	na	48	214	43	134	20	7	na	na
Property damage and environmental pollution	na	328	371	215	190	54	25	na	na
Public order offences	na	383	747	140	268	70	16	na	na
Road traffic and motor vehicle regulatory offences	na	324	696	723	287	100	58	na	na
Other(b)	na	532	536	218	347	82	30	na	na
Total(c)	na	3 914	4 281	2 329	3 522	737	464	na	na
Females									
Acts intended to cause injury	na	84	73	58	165	52	16	na	na
Dangerous or negligent acts endangering persons	na	5	3	29	112	—	4	na	na
Unlawful entry with intent	na	58	42	16	69	10	19	na	na
Theft and related offences	na	298	381	61	110	44	10	na	na
Deception and related offences	na	496	79	14	10	9	—	na	na
Illicit drug offences	na	6	47	4	38	—	3	na	na
Property damage and environmental pollution	na	71	85	26	22	12	—	na	na
Public order offences	na	94	181	37	77	18	3	na	na
Road traffic and motor vehicle regulatory offences	na	56	104	131	86	42	9	na	na
Other(b)	na	146	188	27	77	14	4	na	na
Total(c)	na	1 314	1 183	403	766	201	71	na	na
Defendants(d)									
Acts intended to cause injury	na	330	231	228	614	166	94	na	na
Dangerous or negligent acts endangering persons	na	72	31	264	820	15	32	na	na
Unlawful entry with intent	na	400	420	215	758	145	176	na	na
Theft and related offences	na	1 141	1 370	422	512	182	70	na	na
Deception and related offences	na	1 297	243	39	65	18	4	na	na
Illicit drug offences	na	54	261	47	172	20	10	na	na
Property damage and environmental pollution	na	399	456	241	213	66	25	na	na
Public order offences	na	477	928	177	346	88	19	na	na
Road traffic and motor vehicle regulatory offences	na	380	800	854	376	143	67	na	na
Other(b)	na	678	724	245	424	96	34	na	na
Total(c)	na	5 228	5 464	2 732	4 301	939	539	na	na

— nil or rounded to zero (including null cells)

na not available

(a) Includes defendants for whom all charges have not been finalised.

(b) Includes Divisions 01, 03, 05, 06, 11, 15 & 16 of the ASOC (refer to Appendix 3).

(c) Includes defendants for whom offence data are missing or a principal offence could not be determined.

(d) Includes defendants with unknown sex.



# APPENDIX 1 EXPERIMENTAL CHILDREN'S COURTS DATA *continued*

## **A3** DEFENDANTS ADJUDICATED, Sex and selected principal offence by states and territories *continued*

	NSW	Vic.	Qld	SA	WA	Tas.	NT(a)	ACT	Aust.
PROPORTION (%)									
<b>Males</b>									
Acts intended to cause injury	na	6.3	3.7	7.3	12.7	15.5	16.6	na	na
Dangerous or negligent acts endangering persons	na	1.7	0.7	10.1	20.0	2.0	6.0	na	na
Unlawful entry with intent	na	8.7	8.8	8.5	19.5	18.3	33.4	na	na
Theft and related offences	na	21.5	23.1	15.5	11.4	18.7	12.9	na	na
Deception and related offences	na	20.5	3.8	1.1	1.6	1.2	0.9	na	na
Illicit drug offences	na	1.2	5.0	1.8	3.8	2.7	1.5	na	na
Property damage and environmental pollution	na	8.4	8.7	9.2	5.4	7.3	5.4	na	na
Public order offences	na	9.8	17.4	6.0	7.6	9.5	3.4	na	na
Road traffic and motor vehicle regulatory offences	na	8.3	16.3	31.0	8.1	13.6	12.5	na	na
Other(b)	na	13.6	12.5	9.4	9.9	11.1	6.5	na	na
<b>Total(c)</b>	na	<b>100.0</b>	<b>100.0</b>	<b>100.0</b>	<b>100.0</b>	<b>100.0</b>	<b>100.0</b>	na	na
<b>Females</b>									
Acts intended to cause injury	na	6.4	6.2	14.4	21.5	25.9	22.5	na	na
Dangerous or negligent acts endangering persons	na	0.4	0.3	7.2	14.6	—	5.6	na	na
Unlawful entry with intent	na	4.4	3.6	4.0	9.0	5.0	26.8	na	na
Theft and related offences	na	22.7	32.2	15.1	14.4	21.9	14.1	na	na
Deception and related offences	na	37.7	6.7	3.5	1.3	4.5	—	na	na
Illicit drug offences	na	0.5	4.0	1.0	5.0	—	4.2	na	na
Property damage and environmental pollution	na	5.4	7.2	6.5	2.9	6.0	—	na	na
Public order offences	na	7.2	15.3	9.2	10.1	9.0	4.2	na	na
Road traffic and motor vehicle regulatory offences	na	4.3	8.8	32.5	11.2	20.9	12.7	na	na
Other(b)	na	11.1	15.9	6.7	10.1	7.0	5.6	na	na
<b>Total(c)</b>	na	<b>100.0</b>	<b>100.0</b>	<b>100.0</b>	<b>100.0</b>	<b>100.0</b>	<b>100.0</b>	na	na
<b>Defendants(d)</b>									
Acts intended to cause injury	na	6.3	4.2	8.3	14.3	17.7	17.4	na	na
Dangerous or negligent acts endangering persons	na	1.4	0.6	9.7	19.1	1.6	5.9	na	na
Unlawful entry with intent	na	7.7	7.7	7.9	17.6	15.4	32.7	na	na
Theft and related offences	na	21.8	25.1	15.4	11.9	19.4	13.0	na	na
Deception and related offences	na	24.8	4.4	1.4	1.5	1.9	0.7	na	na
Illicit drug offences	na	1.0	4.8	1.7	4.0	2.1	1.9	na	na
Property damage and environmental pollution	na	7.6	8.3	8.8	5.0	7.0	4.6	na	na
Public order offences	na	9.1	17.0	6.5	8.0	9.4	3.5	na	na
Road traffic and motor vehicle regulatory offences	na	7.3	14.6	31.3	8.7	15.2	12.4	na	na
Other(b)	na	13.0	13.3	9.0	9.9	10.2	6.3	na	na
<b>Total(c)</b>	na	<b>100.0</b>	<b>100.0</b>	<b>100.0</b>	<b>100.0</b>	<b>100.0</b>	<b>100.0</b>	na	na

— nil or rounded to zero (including null cells)

na not available

(a) Includes defendants for whom all charges have not been finalised.

(b) Includes Divisions 01, 03, 05, 06, 11, 15 & 16 of the ASOC (refer to Appendix 3).

(c) Includes defendants for whom offence data are missing or a principal offence could not be determined.

(d) Includes defendants with unknown sex.

# APPENDIX 1 EXPERIMENTAL CHILDREN'S COURTS DATA *continued*

## **A4** DEFENDANTS ADJUDICATED, Sex and age by states and territories

	NSW	Vic. (a)	Qld(a)	SA	WA	Tas.	NT(b)	ACT	Aust.
NUMBER									
Males									
10–12 years	na	73	175	60	135	14	11	na	na
13 years	na	153	327	78	158	19	25	na	na
14 years	na	344	629	156	250	41	38	na	na
15 years	na	709	941	238	469	117	92	na	na
16 years	na	1 268	1 660	451	751	151	97	na	na
17 years	na	1 268	476	764	1 345	208	118	na	na
18 years	na	84	52	484	336	122	57	na	na
19 years and over	na	15	18	98	78	64	26	na	na
Total(c)	na	3 914	4 281	2 329	3 522	737	464	na	na
Females									
10–12 years	na	13	37	3	26	—	3	na	na
13 years	na	39	113	23	39	8	6	na	na
14 years	na	117	214	30	78	19	13	na	na
15 years	na	239	303	43	126	25	14	na	na
16 years	na	417	379	81	155	36	9	na	na
17 years	na	460	127	136	257	53	15	na	na
18 years	na	22	5	72	74	46	4	na	na
19 years and over	na	7	5	15	11	13	7	na	na
Total(c)	na	1 314	1 183	403	766	201	71	na	na
Defendants(d)									
10–12 years	na	86	212	63	161	14	14	na	na
13 years	na	192	440	101	197	27	31	na	na
14 years	na	461	843	186	328	60	51	na	na
15 years	na	948	1 244	281	595	142	106	na	na
16 years	na	1 685	2 039	532	907	187	106	na	na
17 years	na	1 728	603	900	1 608	261	133	na	na
18 years	na	106	57	556	413	169	61	na	na
19 years and over	na	22	23	113	90	77	33	na	na
Total(c)	na	5 228	5 464	2 732	4 301	939	539	na	na

— nil or rounded to zero (including null cells)

na not available

(a) Defendants are considered adults if aged 17 years and over at the time the offence was committed.

(b) Includes defendants for whom all charges have not been finalised.

(c) Includes defendants with unknown age.

(d) Includes defendants with unknown sex.

# APPENDIX 1 EXPERIMENTAL CHILDREN'S COURTS DATA *continued*

## **A4** DEFENDANTS ADJUDICATED, Sex and age by states and territories *continued*

	NSW	Vic.(a)	Qld(a)	SA	WA	Tas.	NT(b)	ACT	Aust.
PROPORTION (%)									
<b>Males</b>									
10–12 years	na	1.9	4.1	2.6	3.8	1.9	2.4	na	na
13 years	na	3.9	7.6	3.3	4.5	2.6	5.4	na	na
14 years	na	8.8	14.7	6.7	7.1	5.6	8.2	na	na
15 years	na	18.1	22.0	10.2	13.3	15.9	19.8	na	na
16 years	na	32.4	38.8	19.4	21.3	20.5	20.9	na	na
17 years	na	32.4	11.1	32.8	38.2	28.2	25.4	na	na
18 years	na	2.1	1.2	20.8	9.5	16.6	12.3	na	na
19 years and over	na	0.4	0.4	4.2	2.2	8.7	5.6	na	na
<b>Total(c)</b>	na	<b>100.0</b>	<b>100.0</b>	<b>100.0</b>	<b>100.0</b>	<b>100.0</b>	<b>100.0</b>	na	na
<b>Females</b>									
10–12 years	na	1.0	3.1	0.7	3.4	—	4.2	na	na
13 years	na	3.0	9.6	5.7	5.1	4.0	8.5	na	na
14 years	na	8.9	18.1	7.4	10.2	9.5	18.3	na	na
15 years	na	18.2	25.6	10.7	16.4	12.4	19.7	na	na
16 years	na	31.7	32.0	20.1	20.2	17.9	12.7	na	na
17 years	na	35.0	10.7	33.7	33.6	26.4	21.1	na	na
18 years	na	1.7	0.4	17.9	9.7	22.9	5.6	na	na
19 years and over	na	0.5	0.4	3.7	1.4	6.5	9.9	na	na
<b>Total(c)</b>	na	<b>100.0</b>	<b>100.0</b>	<b>100.0</b>	<b>100.0</b>	<b>100.0</b>	<b>100.0</b>	na	na
<b>Defendants(d)</b>									
10–12 years	na	1.6	3.9	2.3	3.7	1.5	2.6	na	na
13 years	na	3.7	8.1	3.7	4.6	2.9	5.8	na	na
14 years	na	8.8	15.4	6.8	7.6	6.4	9.5	na	na
15 years	na	18.1	22.8	10.3	13.8	15.1	19.7	na	na
16 years	na	32.2	37.3	19.5	21.1	19.9	19.7	na	na
17 years	na	33.1	11.0	32.9	37.4	27.8	24.7	na	na
18 years	na	2.0	1.0	20.4	9.6	18.0	11.3	na	na
19 years and over	na	0.4	0.4	4.1	2.1	8.2	6.1	na	na
<b>Total(c)</b>	na	<b>100.0</b>	<b>100.0</b>	<b>100.0</b>	<b>100.0</b>	<b>100.0</b>	<b>100.0</b>	na	na

— nil or rounded to zero (including null cells)

na not available

(a) Defendants are considered adults if aged 17 years and over at the time the offence was committed.

(b) Includes defendants for whom all charges have not been finalised.

(c) Includes defendants with unknown age.

(d) Includes defendants with unknown sex.

# APPENDIX 1 EXPERIMENTAL CHILDREN'S COURTS DATA *continued*

## A5 DEFENDANTS PROVEN GUILTY, Sex and principal sentence by states and territories

	NSW	Vic.	Qld	SA	WA	Tas.	NT(a)	ACT	Aust.
NUMBER									
<b>Males</b>									
Custodial orders									
Custody in corrections/community	na	315	111	95	204	78	100	na	na
Fully suspended sentence	na	—	44	134	16	59	3	na	na
Total	na	315	155	229	220	137	103	na	na
Non-custodial orders									
Community supervision/work orders	na	498	1 346	171	1 258	148	83	na	na
Monetary orders	na	1 524	472	1 831	1 074	135	169	na	na
Other non-custodial orders									
Good behaviour bond/recognition orders	na	1 313	872	33	459	108	41	na	na
Nominal penalties	na	45	1 373	30	418	65	—	na	na
Total(b)	na	1 365	2 274	78	877	182	42	na	na
Total non-custodial orders	na	3 387	4 092	2 080	3 209	465	294	na	na
<b>Total(c)</b>	na	<b>3 770</b>	<b>4 247</b>	<b>2 326</b>	<b>3 429</b>	<b>637</b>	<b>399</b>	na	na
<b>Females</b>									
Custodial orders									
Custody in corrections/community	na	53	10	3	24	10	3	na	na
Fully suspended sentence	na	—	6	14	—	8	—	na	na
Total	na	53	16	17	24	18	3	na	na
Non-custodial orders									
Community supervision/work orders	na	102	309	24	253	41	7	na	na
Monetary orders	na	674	74	335	188	34	36	na	na
Other non-custodial orders									
Good behaviour bond/recognition orders	na	406	331	9	135	31	14	na	na
Nominal penalties	na	5	443	12	155	25	—	na	na
Total(b)	na	412	779	22	290	58	14	na	na
Total non-custodial orders	na	1 188	1 162	381	731	133	57	na	na
<b>Total(c)</b>	na	<b>1 262</b>	<b>1 178</b>	<b>403</b>	<b>755</b>	<b>156</b>	<b>61</b>	na	na
<b>Defendants(d)</b>									
Custodial orders									
Custody in corrections/community	na	368	121	98	228	88	103	na	na
Fully suspended sentence	na	—	50	148	16	67	3	na	na
Total	na	368	171	246	244	155	106	na	na
Non-custodial orders									
Community supervision/work orders	na	600	1 655	195	1 515	189	91	na	na
Monetary orders	na	2 198	546	2 166	1 268	169	205	na	na
Other non-custodial orders									
Good behaviour bond/recognition orders	na	1 719	1 203	42	596	139	58	na	na
Nominal penalties	na	50	1 816	42	574	90	—	na	na
Total(b)	na	1 777	3 053	100	1 170	240	59	na	na
Total non-custodial orders	na	4 575	5 254	2 461	3 953	598	355	na	na
<b>Total(c)</b>	na	<b>5 032</b>	<b>5 425</b>	<b>2 729</b>	<b>4 197</b>	<b>793</b>	<b>464</b>	na	na

— nil or rounded to zero (including null cells)

na not available

(a) Includes defendants for whom all charges have not been finalised.

(b) Includes defendants with a principal sentence of licence disqualification/suspension/amendment and forfeiture of property order.

(c) Includes defendants for whom a principal sentence is unknown.

(d) Includes defendants with unknown sex.

# APPENDIX 1 EXPERIMENTAL CHILDREN'S COURTS DATA *continued*

## **A5** DEFENDANTS PROVEN GUILTY, Sex and principal sentence by states and territories *continued*

	NSW	Vic.	Qld	SA	WA	Tas.	NT(a)	ACT	Aust.
PROPORTION (%)									
<b>Males</b>									
Custodial orders									
Custody in corrections/community	na	8.4	2.6	4.1	5.9	12.2	25.1	na	na
Fully suspended sentence	na	—	1.0	5.8	0.5	9.3	0.8	na	na
Total	na	8.4	3.6	9.8	6.4	21.5	25.8	na	na
Non-custodial orders									
Community supervision/work orders	na	13.2	31.7	7.4	36.7	23.2	20.8	na	na
Monetary orders	na	40.4	11.1	78.7	31.3	21.2	42.4	na	na
Other non-custodial orders									
Good behaviour bond/recognition orders	na	34.8	20.5	1.4	13.4	17.0	10.3	na	na
Nominal penalties	na	1.2	32.3	1.3	12.2	10.2	—	na	na
Total(b)	na	36.2	53.5	3.4	25.6	28.6	10.5	na	na
Total non-custodial orders	na	89.8	96.4	89.4	93.6	73.0	73.7	na	na
<b>Total(c)</b>	na	<b>100.0</b>	<b>100.0</b>	<b>100.0</b>	<b>100.0</b>	<b>100.0</b>	<b>100.0</b>	na	na
<b>Females</b>									
Custodial orders									
Custody in corrections/community	na	4.2	0.8	0.7	3.2	6.4	4.9	na	na
Fully suspended sentence	na	—	0.5	3.5	—	5.1	—	na	na
Total	na	4.2	1.4	4.2	3.2	11.5	4.9	na	na
Non-custodial orders									
Community supervision/work orders	na	8.1	26.2	6.0	33.5	26.3	11.5	na	na
Monetary orders	na	53.4	6.3	83.1	24.9	21.8	59.0	na	na
Other non-custodial orders									
Good behaviour bond/recognition orders	na	32.2	28.1	2.2	17.9	19.9	23.0	na	na
Nominal penalties	na	0.4	37.6	3.0	20.5	16.0	—	na	na
Total(b)	na	32.6	66.1	5.5	38.4	37.2	23.0	na	na
Total non-custodial orders	na	94.1	98.6	94.5	96.8	85.3	93.4	na	na
<b>Total(c)</b>	na	<b>100.0</b>	<b>100.0</b>	<b>100.0</b>	<b>100.0</b>	<b>100.0</b>	<b>100.0</b>	na	na
<b>Defendants(d)</b>									
Custodial orders									
Custody in corrections/community	na	7.3	2.2	3.6	5.4	11.1	22.2	na	na
Fully suspended sentence	na	—	0.9	5.4	0.4	8.4	0.6	na	na
Total	na	7.3	3.2	9.0	5.8	19.5	22.8	na	na
Non-custodial orders									
Community supervision/work orders	na	11.9	30.5	7.1	36.1	23.8	19.6	na	na
Monetary orders	na	43.7	10.1	79.4	30.2	21.3	44.2	na	na
Other non-custodial orders									
Good behaviour bond/recognition orders	na	34.2	22.2	1.5	14.2	17.5	12.5	na	na
Nominal penalties	na	1.0	33.5	1.5	13.7	11.3	—	na	na
Total(b)	na	35.3	56.3	3.7	27.9	30.3	12.7	na	na
Total non-custodial orders	na	90.9	96.8	90.2	94.2	75.4	76.5	na	na
<b>Total(c)</b>	na	<b>100.0</b>	<b>100.0</b>	<b>100.0</b>	<b>100.0</b>	<b>100.0</b>	<b>100.0</b>	na	na

— nil or rounded to zero (including null cells)

na not available

(a) Includes defendants for whom all charges have not been finalised.

(b) Includes defendants with a principal sentence of licence disqualification/suspension/amendment and forfeiture of property order.

(c) Includes defendants for whom a principal sentence is unknown.

(d) Includes defendants with unknown sex.

## APPENDIX 1 EXPERIMENTAL CHILDREN'S COURTS DATA *continued*

### **A6** DEFENDANTS PROVEN GUILTY, Selected principal offence and principal sentence by states and territories

	NSW	Vic.	Qld	SA	WA	Tas.	NT(a)	ACT	Aust.
NUMBER									
<b>Acts intended to cause injury</b>									
Custodial orders	na	55	8	50	56	39	27	na	na
Community supervision/work orders	na	64	113	24	310	41	16	na	na
Monetary orders	na	34	10	140	35	11	20	na	na
Other non-custodial orders	na	160	95	13	194	40	10	na	na
Total(b)	na	316	226	228	595	139	73	na	na
<b>Unlawful entry with intent</b>									
Custodial orders	na	41	18	66	94	49	46	na	na
Community supervision/work orders	na	83	225	12	485	39	36	na	na
Monetary orders	na	47	32	125	20	4	51	na	na
Other non-custodial orders	na	214	135	10	145	22	24	na	na
Total(b)	na	394	410	215	744	119	160	na	na
<b>Theft and related offences</b>									
Custodial orders	na	114	35	64	17	31	12	na	na
Community supervision/work orders	na	135	414	40	226	52	16	na	na
Monetary orders	na	167	126	291	64	11	21	na	na
Other non-custodial orders	na	664	786	23	195	56	7	na	na
Total(b)	na	1 103	1 361	422	502	156	56	na	na
<b>Property damage and environmental pollution</b>									
Custodial orders	na	40	22	11	7	5	6	na	na
Community supervision/work orders	na	47	207	36	85	21	6	na	na
Monetary orders	na	105	41	179	26	7	5	na	na
Other non-custodial orders	na	172	183	14	87	14	—	na	na
Total(b)	na	376	453	241	205	50	17	na	na
<b>Public order offences</b>									
Custodial orders	na	20	28	—	3	3	3	na	na
Community supervision/work orders	na	43	177	26	53	10	—	na	na
Monetary orders	na	216	52	134	91	19	8	na	na
Other non-custodial orders	na	137	666	8	191	44	5	na	na
Total(b)	na	427	923	177	338	81	16	na	na
<b>Road traffic and motor vehicle regulatory offences</b>									
Custodial orders	na	14	18	6	—	—	—	na	na
Community supervision/work orders	na	21	153	27	31	—	3	na	na
Monetary orders	na	196	194	808	270	85	61	na	na
Other non-custodial orders	na	130	432	11	68	19	3	na	na
Total(b)	na	368	797	854	369	111	67	na	na
<b>Other(c)</b>									
Custodial orders	na	84	42	49	67	28	12	na	na
Community supervision/work orders	na	207	366	30	325	26	14	na	na
Monetary orders	na	1 433	91	489	762	32	39	na	na
Other non-custodial orders	na	300	756	21	290	45	10	na	na
Total(b)	na	2 048	1 255	592	1 444	137	75	na	na
<b>Total</b>									
Custodial orders	na	368	171	246	244	155	106	na	na
Community supervision/work orders	na	600	1 655	195	1 515	189	91	na	na
Monetary orders	na	2 198	546	2 166	1 268	169	205	na	na
Other non-custodial orders	na	1 777	3 053	100	1 170	240	59	na	na
Total(b)	na	5 032	5 425	2 729	4 197	793	464	na	na

— nil or rounded to zero (including null cells)

na not available

(a) Includes defendants for whom all charges have not been finalised.

(b) Includes defendants for whom a principal sentence is unknown.

(c) Includes Divisions 01, 03–06, 09–11, 15 & 16 of the ASOC (refer to Appendix 3).

## APPENDIX 1 EXPERIMENTAL CHILDREN'S COURTS DATA *continued*

### **A6** DEFENDANTS PROVEN GUILTY, Selected principal offence and principal sentence by states and territories *continued*

	NSW	Vic.	Qld	SA	WA	Tas.	NT(a)	ACT	Aust.
PROPORTION (%)									
<b>Acts intended to cause injury</b>									
Custodial orders	na	17.4	3.5	21.9	9.4	28.1	37.0	na	na
Community supervision/work orders	na	20.3	50.0	10.5	52.1	29.5	21.9	na	na
Monetary orders	na	10.8	4.4	61.4	5.9	7.9	27.4	na	na
Other non-custodial orders	na	50.6	42.0	5.7	32.6	28.8	13.7	na	na
Total(b)	na	100.0	100.0	100.0	100.0	100.0	100.0	na	na
<b>Unlawful entry with intent</b>									
Custodial orders	na	10.4	4.4	30.7	12.6	41.2	28.8	na	na
Community supervision/work orders	na	21.1	54.9	5.6	65.2	32.8	22.5	na	na
Monetary orders	na	11.9	7.8	58.1	2.7	3.4	31.9	na	na
Other non-custodial orders	na	54.3	32.9	4.7	19.5	18.5	15.0	na	na
Total(b)	na	100.0	100.0	100.0	100.0	100.0	100.0	na	na
<b>Theft and related offences</b>									
Custodial orders	na	10.3	2.6	15.2	3.4	19.9	21.4	na	na
Community supervision/work orders	na	12.2	30.4	9.5	45.0	33.3	28.6	na	na
Monetary orders	na	15.1	9.3	69.0	12.7	7.1	37.5	na	na
Other non-custodial orders	na	60.2	57.8	5.5	38.8	35.9	12.5	na	na
Total(b)	na	100.0	100.0	100.0	100.0	100.0	100.0	na	na
<b>Property damage and environmental pollution</b>									
Custodial orders	na	10.6	4.9	4.6	3.4	10.0	35.3	na	na
Community supervision/work orders	na	12.5	45.7	14.9	41.5	42.0	35.3	na	na
Monetary orders	na	27.9	9.1	74.3	12.7	14.0	29.4	na	na
Other non-custodial orders	na	45.7	40.4	5.8	42.4	28.0	—	na	na
Total(b)	na	100.0	100.0	100.0	100.0	100.0	100.0	na	na
<b>Public order offences</b>									
Custodial orders	na	4.7	3.0	—	0.9	3.7	18.8	na	na
Community supervision/work orders	na	10.1	19.2	14.7	15.7	12.3	—	na	na
Monetary orders	na	50.6	5.6	75.7	26.9	23.5	50.0	na	na
Other non-custodial orders	na	32.1	72.2	4.5	56.5	54.3	31.3	na	na
Total(b)	na	100.0	100.0	100.0	100.0	100.0	100.0	na	na
<b>Road traffic and motor vehicle regulatory offences</b>									
Custodial orders	na	3.8	2.3	0.7	—	—	—	na	na
Community supervision/work orders	na	5.7	19.2	3.2	8.4	—	4.5	na	na
Monetary orders	na	53.3	24.3	94.6	73.2	76.6	91.0	na	na
Other non-custodial orders	na	35.3	54.2	1.3	18.4	17.1	4.5	na	na
Total(b)	na	100.0	100.0	100.0	100.0	100.0	100.0	na	na
<b>Other(c)</b>									
Custodial orders	na	4.1	3.3	8.3	4.6	20.4	16.0	na	na
Community supervision/work orders	na	10.1	29.2	5.1	22.5	19.0	18.7	na	na
Monetary orders	na	70.0	7.3	82.6	52.8	23.4	52.0	na	na
Other non-custodial orders	na	14.6	60.2	3.5	20.1	32.8	13.3	na	na
Total(b)	na	100.0	100.0	100.0	100.0	100.0	100.0	na	na
<b>Total</b>									
Custodial orders	na	7.3	3.2	9.0	5.8	19.5	22.8	na	na
Community supervision/work orders	na	11.9	30.5	7.1	36.1	23.8	19.6	na	na
Monetary orders	na	43.7	10.1	79.4	30.2	21.3	44.2	na	na
Other non-custodial orders	na	35.3	56.3	3.7	27.9	30.3	12.7	na	na
Total(b)	na	100.0	100.0	100.0	100.0	100.0	100.0	na	na

— nil or rounded to zero (including null cells)

na not available

(a) Includes defendants for whom all charges have not been finalised.

(b) Includes defendants for whom a principal sentence is unknown.

(c) Includes Divisions 01, 03–06, 09–11, 15 & 16 of the ASOC (refer to Appendix 3).

# APPENDIX 1 EXPERIMENTAL CHILDREN'S COURTS DATA *continued*

## **A7** DEFENDANTS PROVEN GUILTY, Principal sentence and age by states and territories

	NSW	Vic.(a)	Qld(a)	SA	WA	Tas.	NT(b)	ACT	Aust.
NUMBER									
<b>Custodial orders</b>									
10–12 years	na	3	—	5	5	3	—	na	na
13 years	na	9	7	11	12	6	6	na	na
14 years	na	38	23	22	15	7	7	na	na
15 years	na	89	53	28	38	38	24	na	na
16 years	na	130	66	67	61	33	18	na	na
17 years	na	95	19	64	62	40	30	na	na
18 years	na	4	3	34	35	18	14	na	na
19 years and over	na	—	—	15	16	9	7	na	na
Total(c)	na	368	171	246	244	155	106	na	na
<b>Community supervision/work orders</b>									
10–12 years	na	11	66	3	102	3	—	na	na
13 years	na	41	179	7	120	3	6	na	na
14 years	na	87	305	7	186	12	9	na	na
15 years	na	145	414	36	284	39	20	na	na
16 years	na	192	550	50	348	47	27	na	na
17 years	na	120	132	53	375	49	19	na	na
18 years	na	4	6	34	76	27	7	na	na
19 years and over	na	—	3	5	21	9	—	na	na
Total(c)	na	600	1 655	195	1 515	189	91	na	na
<b>Monetary orders</b>									
10–12 years	na	3	—	52	—	—	5	na	na
13 years	na	26	5	71	—	—	5	na	na
14 years	na	66	22	134	5	—	16	na	na
15 years	na	259	68	204	54	10	37	na	na
16 years	na	746	257	397	203	29	38	na	na
17 years	na	1 055	154	757	784	65	57	na	na
18 years	na	39	27	468	202	37	33	na	na
19 years and over	na	4	12	83	20	28	13	na	na
Total(c)	na	2 198	546	2 166	1 268	169	205	na	na
<b>Other non-custodial orders</b>									
10–12 years	na	63	141	3	47	5	3	na	na
13 years	na	105	252	10	62	13	10	na	na
14 years	na	249	489	20	113	18	10	na	na
15 years	na	404	704	13	203	37	9	na	na
16 years	na	550	1 151	14	269	43	9	na	na
17 years	na	398	289	20	358	70	13	na	na
18 years	na	8	17	13	90	42	—	na	na
19 years and over	na	—	8	7	28	11	5	na	na
Total(c)	na	1 777	3 053	100	1 170	240	59	na	na
<b>Total(d)</b>									
10–12 years	na	80	207	63	154	14	8	na	na
13 years	na	184	443	101	194	23	27	na	na
14 years	na	443	839	186	319	42	42	na	na
15 years	na	900	1 239	281	579	126	93	na	na
16 years	na	1 628	2 024	532	881	162	92	na	na
17 years	na	1 681	594	900	1 579	233	119	na	na
18 years	na	94	53	553	403	132	54	na	na
19 years and over	na	22	23	113	85	59	25	na	na
Total(c)	na	5 032	5 425	2 729	4 197	793	464	na	na

— nil or rounded to zero (including null cells)

na not available

(a) Defendants are considered adults if aged 17 years and over at the time the offence was committed.

(b) Includes defendants for whom all charges have not been finalised.

(c) Includes defendants with unknown age.

(d) Includes defendants for whom a principal sentence is unknown.



# APPENDIX 1 EXPERIMENTAL CHILDREN'S COURTS DATA *continued*

## **A7** DEFENDANTS PROVEN GUILTY, Principal sentence and age by states and territories *continued*

	NSW	Vic.(a)	Qld(a)	SA	WA	Tas.	NT(b)	ACT	Aust.
PROPORTION (%)									
<b>Custodial orders</b>									
10–12 years	na	0.8	—	2.0	2.0	1.9	—	na	na
13 years	na	2.4	4.1	4.5	4.9	3.9	5.7	na	na
14 years	na	10.3	13.5	8.9	6.1	4.5	6.6	na	na
15 years	na	24.2	31.0	11.4	15.6	24.5	22.6	na	na
16 years	na	35.3	38.6	27.2	25.0	21.3	17.0	na	na
17 years	na	25.8	11.1	26.0	25.4	25.8	28.3	na	na
18 years	na	1.1	1.8	13.8	14.3	11.6	13.2	na	na
19 years and over	na	—	—	6.1	6.6	5.8	6.6	na	na
Total(c)	na	100.0	100.0	100.0	100.0	100.0	100.0	na	na
<b>Community supervision/work orders</b>									
10–12 years	na	1.8	4.0	1.5	6.7	1.6	—	na	na
13 years	na	6.8	10.8	3.6	7.9	1.6	6.6	na	na
14 years	na	14.5	18.4	3.6	12.3	6.3	9.9	na	na
15 years	na	24.2	25.0	18.5	18.7	20.6	22.0	na	na
16 years	na	32.0	33.2	25.6	23.0	24.9	29.7	na	na
17 years	na	20.0	8.0	27.2	24.8	25.9	20.9	na	na
18 years	na	0.7	0.4	17.4	5.0	14.3	7.7	na	na
19 years and over	na	—	0.2	2.6	1.4	4.8	—	na	na
Total(c)	na	100.0	100.0	100.0	100.0	100.0	100.0	na	na
<b>Monetary orders</b>									
10–12 years	na	0.1	—	2.4	—	—	2.4	na	na
13 years	na	1.2	0.9	3.3	—	—	2.4	na	na
14 years	na	3.0	4.0	6.2	0.4	—	7.8	na	na
15 years	na	11.8	12.5	9.4	4.3	5.9	18.0	na	na
16 years	na	33.9	47.1	18.3	16.0	17.2	18.5	na	na
17 years	na	48.0	28.2	34.9	61.8	38.5	27.8	na	na
18 years	na	1.8	4.9	21.6	15.9	21.9	16.1	na	na
19 years and over	na	0.2	2.2	3.8	1.6	16.6	6.3	na	na
Total(c)	na	100.0	100.0	100.0	100.0	100.0	100.0	na	na
<b>Other non-custodial orders</b>									
10–12 years	na	3.5	4.6	3.0	4.0	2.1	5.1	na	na
13 years	na	5.9	8.3	10.0	5.3	5.4	16.9	na	na
14 years	na	14.0	16.0	20.0	9.7	7.5	16.9	na	na
15 years	na	22.7	23.1	13.0	17.4	15.4	15.3	na	na
16 years	na	31.0	37.7	14.0	23.0	17.9	15.3	na	na
17 years	na	22.4	9.5	20.0	30.6	29.2	22.0	na	na
18 years	na	0.5	0.6	13.0	7.7	17.5	—	na	na
19 years and over	na	—	0.3	7.0	2.4	4.6	8.5	na	na
Total(c)	na	100.0	100.0	100.0	100.0	100.0	100.0	na	na
<b>Total(d)</b>									
10–12 years	na	1.6	3.8	2.3	3.7	1.8	1.7	na	na
13 years	na	3.7	8.2	3.7	4.6	2.9	5.8	na	na
14 years	na	8.8	15.5	6.8	7.6	5.3	9.1	na	na
15 years	na	17.9	22.8	10.3	13.8	15.9	20.0	na	na
16 years	na	32.4	37.3	19.5	21.0	20.4	19.8	na	na
17 years	na	33.4	10.9	33.0	37.6	29.4	25.6	na	na
18 years	na	1.9	1.0	20.3	9.6	16.6	11.6	na	na
19 years and over	na	0.4	0.4	4.1	2.0	7.4	5.4	na	na
Total(c)	na	100.0	100.0	100.0	100.0	100.0	100.0	na	na

— nil or rounded to zero (including null cells)

na not available

(a) Defendants are considered adults if aged 17 years and over at the time the offence was committed.

(b) Includes defendants for whom all charges have not been finalised.

(c) Includes defendants with unknown age.

(d) Includes defendants for whom a principal sentence is unknown.

## APPENDIX 1 EXPERIMENTAL CHILDREN'S COURTS DATA *continued*

### **A8** DEFENDANTS FINALISED, Method of finalisation and states and territories by duration(a)

	<i>Under 6 weeks</i>	<i>6 &amp; under 13 weeks</i>	<i>13 &amp; under 20 weeks</i>	<i>20 &amp; under 26 weeks</i>	<i>26 &amp; under 52 weeks</i>	<i>52 weeks and over</i>	<i>Total(b)</i>
NUMBER							
<b>Acquitted</b>							
NSW	na	na	na	na	na	na	na
Vic.	103	38	21	17	11	6	196
Qld	3	8	9	9	9	—	39
SA	—	—	—	—	3	—	3
WA	25	17	19	14	24	5	104
Tas.	16	29	25	16	32	28	146
NT(c)	17	14	7	6	21	10	75
ACT	na	na	na	na	na	na	na
Aust.	na	na	na	na	na	na	na
<b>Proven guilty</b>							
NSW	na	na	na	na	na	na	na
Vic.	3 385	989	354	152	115	37	5 032
Qld	3 723	792	307	153	271	130	5 425
SA	742	988	376	190	300	133	2 729
WA	2 710	677	364	160	225	61	4 197
Tas.	126	241	126	71	127	102	793
NT(c)	170	119	56	28	58	33	464
ACT	na	na	na	na	na	na	na
Aust.	na	na	na	na	na	na	na
<b>Non-adjudicated(d)</b>							
NSW	na	na	na	na	na	na	na
Vic.	235	180	84	40	31	7	577
Qld	269	235	201	139	183	73	1 101
SA	135	186	136	97	227	98	879
WA	1 034	169	92	45	66	15	1 421
Tas.	30	8	4	—	3	3	48
NT(c)	26	29	18	7	20	11	111
ACT	na	na	na	na	na	na	na
Aust.	na	na	na	na	na	na	na
<b>Total defendants</b>							
NSW	na	na	na	na	na	na	na
Vic.	3 723	1 207	459	209	157	50	5 805
Qld	3 995	1 035	517	301	463	203	6 565
SA	877	1 174	512	287	530	231	3 611
WA	3 769	863	475	219	315	81	5 722
Tas.	172	278	155	87	162	133	987
NT(c)	213	162	81	41	99	54	650
ACT	na	na	na	na	na	na	na
Aust.	na	na	na	na	na	na	na

— nil or rounded to zero (including null cells)

na not available

(a) Duration from date of initiation to date of finalisation.

(b) Includes defendants with unknown duration.

(c) Includes defendants for whom all charges have not been finalised.

(d) Includes defendants transferred to other court levels.

# APPENDIX 1 EXPERIMENTAL CHILDREN'S COURTS DATA *continued*

## **A8** DEFENDANTS FINALISED, Method of finalisation and states and territories by duration(a) *continued*

	<i>Under 6 weeks</i>	<i>6 &amp; under 13 weeks</i>	<i>13 &amp; under 20 weeks</i>	<i>20 &amp; under 26 weeks</i>	<i>26 &amp; under 52 weeks</i>	<i>52 weeks and over</i>	<i>Total(b)</i>
PROPORTION (%)							
<b>Acquitted</b>							
NSW	na	na	na	na	na	na	na
Vic.	52.6	19.4	10.7	8.7	5.6	3.1	100.0
Qld	7.7	20.5	23.1	23.1	23.1	—	100.0
SA	—	—	—	—	100.0	—	100.0
WA	24.0	16.3	18.3	13.5	23.1	4.8	100.0
Tas.	11.0	19.9	17.1	11.0	21.9	19.2	100.0
NT(c)	22.7	18.7	9.3	8.0	28.0	13.3	100.0
ACT	na	na	na	na	na	na	na
Aust.	na	na	na	na	na	na	na
<b>Proven guilty</b>							
NSW	na	na	na	na	na	na	na
Vic.	67.3	19.7	7.0	3.0	2.3	0.7	100.0
Qld	68.6	14.6	5.7	2.8	5.0	2.4	100.0
SA	27.2	36.2	13.8	7.0	11.0	4.9	100.0
WA	64.6	16.1	8.7	3.8	5.4	1.5	100.0
Tas.	15.9	30.4	15.9	9.0	16.0	12.9	100.0
NT(c)	36.6	25.6	12.1	6.0	12.5	7.1	100.0
ACT	na	na	na	na	na	na	na
Aust.	na	na	na	na	na	na	na
<b>Non-adjudicated(d)</b>							
NSW	na	na	na	na	na	na	na
Vic.	40.7	31.2	14.6	6.9	5.4	1.2	100.0
Qld	24.4	21.3	18.3	12.6	16.6	6.6	100.0
SA	15.4	21.2	15.5	11.0	25.8	11.1	100.0
WA	72.8	11.9	6.5	3.2	4.6	1.1	100.0
Tas.	62.5	16.7	8.3	—	6.3	6.3	100.0
NT(c)	23.4	26.1	16.2	6.3	18.0	9.9	100.0
ACT	na	na	na	na	na	na	na
Aust.	na	na	na	na	na	na	na
<b>Total defendants</b>							
NSW	na	na	na	na	na	na	na
Vic.	64.1	20.8	7.9	3.6	2.7	0.9	100.0
Qld	60.9	15.8	7.9	4.6	7.1	3.1	100.0
SA	24.3	32.5	14.2	7.9	14.7	6.4	100.0
WA	65.9	15.1	8.3	3.8	5.5	1.4	100.0
Tas.	17.4	28.2	15.7	8.8	16.4	13.5	100.0
NT(c)	32.8	24.9	12.5	6.3	15.2	8.3	100.0
ACT	na	na	na	na	na	na	na
Aust.	na	na	na	na	na	na	na

— nil or rounded to zero (including null cells)

na not available

(a) Duration from date of initiation to date of finalisation.

(b) Includes defendants with unknown duration.

(c) Includes defendants for whom all charges have not been finalised.

(d) Includes defendants transferred to other court levels.

## APPENDIX 2 METHOD OF FINALISATION CLASSIFICATION

<i>Code</i>	<i>Division/Subdivision/Item</i>
<b>1</b>	<b>Adjudicated finalisation</b>
11	Charge proven
111	Guilty finding by court
112	Guilty plea by defendant
113	Guilty ex-parte
12	Charge unproven
121	Acquitted by court
122	Not guilty by reason of mental illness/condition
123	No case to answer at committal
129	Charge unproven n.e.c.
<b>2</b>	<b>Finalisation by transfer between court levels</b>
21	Transfer from a Magistrates' Court to a Higher Court
211	Committed for trial
212	Committed for sentence
219	Transfer from a Magistrates' Court to a Higher Court n.e.c.
22	Transfer from a Higher Court to a Magistrates' Court
25	Transfer from a Children's Court to a Magistrates' or Higher Court
251	Committed for trial
252	Committed for sentence
259	Transfer from a Children's Court to a Magistrates' or Higher Court n.e.c.
29	Other transfers between court levels
<b>3</b>	<b>Non-adjudicated finalisation</b>
31	Defendant deceased
33	Unfit to plead
34	Withdrawn by the prosecution
39	Other non-adjudicated finalisation
<b>9</b>	<b>Method of finalisation unknown/not stated</b>

## APPENDIX 3 AUSTRALIAN STANDARD OFFENCE CLASSIFICATION

<i>Code</i>	<i>Division/Subdivision</i>
<b>01</b>	<b>Homicide and related offences</b>
011	Murder
012	Conspiracies and attempts to murder
013	Manslaughter and driving causing death
<b>02</b>	<b>Acts intended to cause injury</b>
021	Assault
029	Other acts intended to cause injury
<b>03</b>	<b>Sexual assault and related offences</b>
031	Sexual assault
032	Non-assaultive sexual offences
<b>04</b>	<b>Dangerous or negligent acts endangering persons</b>
041	Dangerous or negligent operations of a vehicle
049	Other dangerous or negligent acts endangering persons
<b>05</b>	<b>Abduction and related offences</b>
051	Abduction and kidnapping
052	Deprivation of liberty/False imprisonment
<b>06</b>	<b>Robbery, extortion and related offences</b>
061	Robbery
062	Blackmail and extortion
<b>07</b>	<b>Unlawful entry with intent/Burglary, break and enter</b>
071	Unlawful entry with intent/Burglary, break and enter
<b>08</b>	<b>Theft and related offences</b>
081	Motor vehicle theft and related offences
082	Theft (except motor vehicles)
083	Receiving or handling proceeds of crime
084	Illegal use of property (except motor vehicles)
<b>09</b>	<b>Deception and related offences</b>
091	Fraud, forgery or false financial instruments
092	Counterfeiting currency and related offences
093	Dishonest conversion
094	Bribery
099	Other deception offences
<b>10</b>	<b>Illicit drug offences</b>
101	Import or export illicit drugs
102	Deal or traffic in illicit drugs
103	Manufacture or cultivate illicit drugs
104	Possess and/or use illicit drugs
109	Other illicit drug offences
<b>11</b>	<b>Weapons and explosives offences</b>
111	Prohibited weapons/Explosives offences
112	Regulated weapons/Explosives offences
<b>12</b>	<b>Property damage and environmental pollution</b>
121	Property damage
122	Environmental pollution
<b>13</b>	<b>Public order offences</b>
131	Disorderly conduct
132	Regulated public order offences
<b>14</b>	<b>Road traffic and motor vehicle regulatory offences</b>
141	Driving licence offences
142	Road vehicle registration and road worthiness offences
143	Regulatory driving offences
144	Pedestrian offences
<b>15</b>	<b>Offences against justice procedures, government security and government operations</b>
151	Breach of justice order
152	Other offences against justice procedures
153	Offences against government security
154	Offences against government operations
<b>16</b>	<b>Miscellaneous offences</b>
161	Harassment and related offences
162	Public health and safety offences
163	Commercial/Industry/Financial regulation
169	Other miscellaneous offences

## APPENDIX 4 NATIONAL OFFENCE INDEX

### Index ASOC

1	0111 Murder
2	0110 Murder
3	0122 Attempted murder
4	0121 Conspiracy to murder
5	0120 Conspiracies and attempts to murder
6	0131 Manslaughter
7	0130 Manslaughter and driving causing death
8	0132 Driving causing death
9	0100 Homicide and related offences
10	0311 Aggravated sexual assault
11	0321 Non-assaultive sexual offences against a child
12	0312 Non-aggravated sexual assault
13	0329 Non-assaultive sexual offences, n.e.c.
14	0300 Sexual assault and related offences
15	1011 Import illicit drugs
16	1012 Export illicit drugs
17	1010 Import or export illicit drugs
18	1021 Deal or traffic in illicit drugs - commercial quantity
19	1022 Deal or traffic in illicit drugs - non-commercial quantity
20	1020 Deal or traffic in illicit drugs
21	1031 Manufacture or cultivate illicit drugs
22	1030 Manufacture or cultivate illicit drugs
23	0611 Aggravated robbery
24	0211 Aggravated assault
25	0511 Abduction and kidnapping
26	0510 Abduction and kidnapping
27	0521 Deprivation of liberty/false imprisonment
28	0520 Deprivation of liberty/false imprisonment
29	0500 Abduction and related offences
30	0212 Non-aggravated assault
31	0290 Other acts intended to cause injury
32	0299 Acts intended to cause injury, n.e.c.
33	0491 Neglect of person under care
34	0490 Other dangerous or negligent acts endangering persons
35	0499 Other dangerous or negligent acts endangering persons, n.e.c.
36	0612 Non-aggravated robbery
37	0621 Blackmail and extortion
38	0620 Blackmail and extortion
39	1611 Harassment and private nuisance
40	1613 Threatening behaviour
41	1695 Procure or commit illegal abortion
42	1211 Property damage by fire or explosion
43	1539 Offences against government security, n.e.c.
44	1111 Import or export prohibited weapons/explosives
45	1112 Sell, possess and/or use prohibited weapons/explosives
46	1110 Prohibited weapons/explosives offences
47	1119 Prohibited weapons/explosives offences, n.e.c.
48	1121 Unlawfully obtain or possess regulated weapons/explosives
49	1122 Misuse of regulated weapons/explosives
50	1123 Deal or traffic regulated weapons/explosives offences
51	1120 Regulated weapons/explosives offences
52	1129 Regulated weapons/explosives offences, n.e.c.
53	1100 Weapons and explosives offences
54	0921 Counterfeiting currency and related offences
55	0920 Counterfeiting currency and related offences
56	0941 Bribery involving government officials
57	1315 Conspiracy
58	1521 Subvert the course of justice
59	0711 Unlawful entry with intent/burglary, break and enter
60	0710 Unlawful entry with intent/burglary, break and enter

## APPENDIX 4 NATIONAL OFFENCE INDEX *continued*

61	0700	Unlawful entry with intent/burglary, break and enter
62	0911	Cheque or credit card fraud
63	0912	Make, use or possess equipment to make false/illegal financial instrument
64	0913	Fraudulent trade practices
65	0914	Prescription drug fraud
66	0915	Fare evasion
67	0910	Fraud, forgery or false financial instruments
68	0919	Fraud, n.e.c.
69	0931	Dishonest conversion
70	0930	Dishonest conversion
71	0991	Misrepresentation of professional status
72	0999	Deception offences, n.e.c.
73	0949	Bribery, n.e.c.
74	0992	Non-fraudulent trade practices
75	0811	Theft of a motor vehicle
76	0812	Illegal use of a motor vehicle
77	0821	Theft from a person (excluding by force)
78	0813	Theft of motor vehicle parts or contents
79	0822	Theft of intellectual property
80	0829	Theft (except motor vehicles), n.e.c.
81	0831	Receiving or handling proceeds of crime
82	0830	Receiving or handling proceeds of crime
83	0841	Illegal use of property (except motor vehicles)
84	0840	Illegal use of property (except motor vehicles)
85	1631	Commercial/industry/financial regulation
86	1630	Commercial/industry/financial regulation
87	1694	Import/export regulations
88	1612	Offences against privacy
89	0411	Driving under the influence of alcohol or drugs
90	0412	Dangerous or negligent operation (driving) of a vehicle
91	0410	Dangerous or negligent operation of a vehicle
92	1431	Exceeding the prescribed content of alcohol limit
93	1212	Graffiti
94	1219	Property damage, n.e.c.
95	1221	Air pollution offences
96	1222	Water pollution offences
97	1223	Noise pollution offences
98	1220	Environmental pollution
99	1229	Environmental pollution offences, n.e.c.
100	1621	Sanitation offences
101	1622	Disease prevention offences
102	1623	Occupational health and safety offences
103	1624	Transport offences
104	1625	Dangerous substances offences
105	1626	Licit drug offences
106	1620	Public health and safety offences
107	1629	Public health and safety offences, n.e.c.
108	1691	Environmental regulation offences
109	1693	Quarantine offences
110	1529	Offences against justice procedures, n.e.c.
111	1549	Offences against government operations, n.e.c.
112	1511	Escape custody offences
113	1512	Breach of bail
114	1513	Breach of parole
115	1514	Breach of domestic violence order
116	1515	Breach of other restraining order
117	1510	Breach of justice order
118	1519	Breach of justice order, n.e.c.
119	1523	Prison regulation offences
120	1692	Immigration regulation offences

## APPENDIX 4 NATIONAL OFFENCE INDEX *continued*

121	1614	Defamation and libel
122	1323	Censorship offences
123	1041	Possess illicit drug
124	1042	Use illicit drug
125	1040	Possess and/or use illicit drugs
126	1090	Other illicit drug offences
127	1099	Illicit drug offences, n.e.c.
128	1311	Trespass
129	1312	Offensive language
130	1313	Offensive behaviour
131	1314	Criminal intent
132	1319	Disorderly conduct, n.e.c.
133	1321	Betting and gambling offences
134	1322	Liquor and tobacco offences
135	1324	Prostitution offences
136	1325	Offences against public order sexual standards
137	1329	Regulated public order offences, n.e.c.
138	0823	Theft from retail premises
139	1522	Resist or hinder police officer or justice official
140	1531	Resist or hinder government officer concerned with government security
141	1541	Resist or hinder government official (excluding police officer, justice official or government security officer)
142	1411	Driving while licence cancelled or suspended
143	1412	Driving without a licence
144	1410	Driving licence offences
145	1419	Driving licence offences, n.e.c.
146	1421	Registration offences
147	1422	Roadworthiness offences
148	1420	Road vehicle registration and roadworthiness offences
149	1432	Exceeding legal speed limit
150	1433	Parking offences
151	1439	Regulatory driving offences, n.e.c.
152	1441	Pedestrian offences
153	1440	Pedestrian offences
154	1400	Road traffic and motor vehicle regulatory offences
155	1699	Miscellaneous offences, n.e.c.
156	9998	No data provided
157	9999	Inadequately described



## APPENDIX 5 SENTENCE TYPE CLASSIFICATION

<i>Code</i>	<i>Division/Subdivision/Item</i>
<b>1</b>	<b>Custodial orders</b>
11	Custody in a correctional institution
111	Life and indeterminate imprisonment
112	Imprisonment with determined term
113	Periodic detention
114	Juvenile detention
12	Custody in the community
121	Intensive corrections order
122	Home detention
129	Other custody in the community n.e.c.
13	Suspended sentence
131	Suspended sentence
132	Suspended juvenile sentence
<b>2</b>	<b>Non-custodial orders</b>
21	Community supervision or work orders
211	Community service orders
212	Probation orders
213	Treatment orders
214	Referral to conference
22	Monetary orders
221	Fine
222	Orders as recompense to victim
229	Other monetary orders n.e.c.
29	Other non-custodial orders
291	Good behaviour bond/recognition orders
292	Licence disqualification/suspension/amendment
293	Forfeiture of property order
294	Nominal penalty
299	Other non-custodial orders n.e.c.
<b>9</b>	<b>Sentence type unknown/not stated</b>

## GLOSSARY

<b>Abduction and related offences</b>	Acts intended to unlawfully deprive another person of their freedom of movement against that person's will or against the will of any parent, guardian or other person having lawful custody or care of that person. This is a Division of ASOC which includes the following Subdivisions: Abduction and kidnapping (051) and Deprivation of liberty/false imprisonment (052).
<b>Acquitted</b>	An outcome of criminal proceedings in which a court declares a not guilty verdict as a charge laid against a defendant has not been proven. This also includes a finding of not guilty by reason of mental illness/condition at the time the defendant committed the offence. This is a method of finalisation.
<b>Acts intended to cause injury</b>	Acts, excluding homicide and related offences, which are intended to cause non-fatal injury or harm to another person and where there is no sexual or acquisitive element. This is a Division of ASOC which includes the following Subdivisions: Assault (021) and Other acts intended to cause injury (029).
<b>Adjudicated finalisation</b>	A method of finalisation based on a judgement or decision by the court as to whether or not the defendant is guilty of the charge(s) laid against them.
<b>Age</b>	Age is calculated at a defendant's date of finalisation within a court level. A defendant's age is the time elapsed (in years) between a defendant's date of birth and the date of finalisation.
<b>Australian Standard Offence Classification (ASOC)</b>	The ASOC is a hierarchical classification developed by the ABS for use in the collection and publication of crime and justice statistics. It provides a classificatory framework for the comparison of statistics on offences across Australia. Within the classificatory structure of ASOC, Divisions represent the broadest categories of offences (see Appendix 2). The main purpose of Divisions is to provide a limited number of categories which represent broad groups of criminal offences. The Subdivision and Group levels provide increasingly detailed dissections of these broad categories.
<b>Bench warrant issued</b>	A warrant signed by a Judge or Magistrate ordering a person to be arrested and brought back before the court. This process takes place when a defendant, who has at least one charge that has not been finalised by the court, absconds from criminal proceedings.
<b>Breach of domestic violence order</b>	An act or omission breaching the conditions of a domestic violence order. This is ASOC Group 1514.
<b>Case</b>	One or more defendants against whom one or more charges have been laid and which are heard together by a court as one unit of work. The charge(s) usually relate to the same criminal incident.
<b>Charge</b>	An allegation laid before a court by the police, Director of Public Prosecutions or other prosecuting agency that a person or organisation has committed a criminal offence.
<b>Children's Court</b>	A Court of Summary Jurisdiction, to hear and determine criminal charges against persons generally aged less than 17 years. The Children's Court may also conduct committal proceedings in relation to young people who have been charged with serious offences.
<b>Committal plea</b>	The plea to a charge which is entered by a defendant at the end of committal proceedings in a Court of Summary Jurisdiction.
<b>Committed for sentence</b>	An outcome of a committal hearing where a defendant enters a guilty plea to all charges and is transferred to a Higher Court to be sentenced. This process is regarded as a method of finalisation for the Magistrates' Court and a method of initiation into a Higher Court level.
<b>Committed for trial</b>	An outcome of a committal hearing where a defendant enters a not guilty plea to at least one charge and is transferred to a Higher Court to stand trial. This process is regarded as a method of finalisation for the Magistrates' Court and a method of initiation into a Higher Court level.

## GLOSSARY *continued*

<b>Community supervision or work orders</b>	Sentences imposed on a defendant requiring a person to perform work within the community or report to a person nominated by the court (for example a corrections officer). These non-custodial orders include: Community service orders, Probation orders and Treatment orders.
<b>Court level</b>	Separate tiers of the court system which are established under legislation and have certain prescribed powers. Court levels can be distinguished from one another on the basis of the extent of their legal powers (see Jurisdiction). Court levels include Court of Summary Jurisdiction, Intermediate Court and Supreme Court. The names assigned to each of these court levels varies across Australia.
<b>Court of Summary Jurisdiction</b>	A lower court level (also referred to as Magistrates' Court, Local Court or Court of Petty Sessions) which deals with relatively less serious charges and has the most limited legal powers of all the state and territory court levels. A Court of Summary Jurisdiction is presided over by a Magistrate and has jurisdiction to try and sentence matters relating to summary offences. Under some circumstances, this court level may also deal with less serious indictable offences known as 'minor indictable' or 'triable either way' offences. Courts of Summary Jurisdiction are also responsible for conducting preliminary (committal) hearings for indictable offences.
<b>Custodial orders</b>	Sentences imposed on a defendant requiring a person to have restricted liberty for a specified period of time through detainment in an institution/home. The court may set aside the order subject to the person being of good behaviour for the length of the sentence. Includes: Custody in a correctional institution, Custody in the community and Suspended sentence.
<b>Custody in a correctional institution</b>	Sentences imposed on a defendant requiring a person to be detained within a facility built especially for the purpose of incarceration. Includes: Life and indeterminate imprisonment, Imprisonment with determined term and Periodic detention.
<b>Custody in the community</b>	Sentences imposed on a defendant requiring a person to have restricted liberty for a specified period of time while living within the community. Includes: Intensive corrections orders, Home detention and Other custody in the community.
<b>Dangerous or negligent acts endangering persons</b>	Dangerous or negligent acts which, though not intended to cause harm, actually or potentially, result in injury to oneself or another person. This is a Division of ASOC which includes the following Subdivisions: Dangerous or negligent operation of a vehicle (041) and Other dangerous or negligent acts endangering persons (049).
<b>Date of finalisation</b>	The date on which all charges laid against a defendant are regarded as formally completed by the courts and the defendant ceases to be an active unit of work to be dealt with by the court.
<b>Date of initiation</b>	The date on which a defendant is regarded as having started within the Higher, Magistrates' or Children's Courts as a new item of work. The date of committal is used as the date of initiation for defendants who were committed for trial or sentence from a court of Summary Jurisdiction to a Higher Court. For defendants who have any other method of initiation (e.g. ex officio, bench warrant executed), the date of registration for that court level is used as the date of initiation. Where there are multiple dates of initiation for charges for a defendant, the earliest date is used.
<b>Deal or traffic in illicit drugs</b>	The supply or purchase of an illicit drug or controlled substance of any quantity, or the possession of an illicit drug or controlled substance where the amount involved is deemed to be of a quantity for commercial activity. This is a Subdivision of ASOC which includes the following Groups: Deal or traffic in illicit drugs – commercial quantity (1021) and Deal or traffic in illicit drugs – non-commercial quantity (1022).

## GLOSSARY *continued*

<b>Deception and related offences</b>	The use of deception, secret agreements or the making of false instruments with the intent of dishonestly obtaining property, services or other advantage. This is a Division of ASOC which includes the following Subdivisions: Fraud, forgery or false financial instruments (091), Counterfeiting currency and related offences (092), Dishonest conversion (093), Bribery (094) and Other deception offences (099).
<b>Defendant</b>	A person or organisation against whom one or more criminal charges have been laid and which are heard together as one unit of work by a court level. It should be noted that the Criminal Courts collection does not enumerate distinct persons or organisations. If a person or organisation is a defendant in a number of criminal cases active within the courts during the reference period, such a person or organisation will be counted more than once in this statistical collection.
<b>Dishonest conversion</b>	Dishonestly converting money or goods which came into a person's possession or control not involving the use of deception or taking without consent. This is a Subdivision of ASOC which includes the Group: Dishonest conversion (0931).
<b>Disorderly conduct</b>	Offences involving personal conduct that is offensive to members of the public or is indicative of criminal intent. This is a Subdivision of ASOC which includes the following Groups: Trespass (1311), Offensive language (1312), Offensive behaviour (1313), Criminal intent (1314), Conspiracy (1315) and Disorderly conduct, n.e.c. (1319).
<b>District Court</b>	See Intermediate Court.
<b>Duration</b>	The time elapsed between the date of initiation and the date of finalisation for a defendant that has been finalised.
<b>Finalised appearance</b>	Where charges were finalised at different court appearances in the same case for a defendant, these were counted as finalised defendants at each appearance rather than being aggregated as a single finalised defendant at the latest charge finalisation date. This relates to New South Wales Magistrates' Court defendants only.
<b>Finalised defendant</b>	A person or organisation for whom all charges have been formally completed so that the defendant ceases to be an item of work to be dealt with by the court.
<b>Fraud, forgery or false financial instruments</b>	Inducing a course of action, by deceit or other dishonest conduct, with the intent to obtain money or other benefit or to evade a liability. The making, use or possession of a forged financial instrument with an intention to obtain an advantage. This is a Subdivision of ASOC which includes the following Groups: Cheque or credit card fraud (0911), Make, use or possess equipment to make false/illegal financial instrument (0912), Fraudulent trade practices (0913), Prescription drug fraud (0914), Fare evasion (0915) and Fraud, n.e.c. (0919).
<b>Fully suspended sentence</b>	A custodial order which provides that all of the sentence not be served, subject to the person being of good behaviour. This is a category of sentence type.
<b>Guilty ex-parte</b>	Where the court adjudicates charge(s) and the charge(s) are proven either: (i) where the defendant pleaded guilty and the charges are proven in his/her absence, or (ii) the defendant failed to appear and the charges were proven on the basis of the evidence presented. This is a method of finalisation in the Magistrates' Courts.
<b>Guilty plea</b>	The formal statement by a defendant admitting culpability in relation to a criminal charge. By pleading guilty, a defendant indicates to the court that they do not intend to contest the charge. If the guilty plea is accepted by the court, the charge will be considered to be proven, and this is the method of finalisation.
<b>Guilty verdict</b>	An outcome of a trial in which a court determines that the criminal charge against a defendant has been proven. This is a method of finalisation.
<b>Higher Court</b>	The criminal jurisdiction of an Intermediate Court or Supreme Court.

## GLOSSARY *continued*

<b>Homicide and related offences</b>	The unlawful killing, attempted unlawful killing or conspiracy to kill another person. This is a Division of ASOC which includes the following Subdivisions: Murder (011), Conspiracies and attempts to murder (012) and Manslaughter and driving causing death(013).
<b>Illicit drug offences</b>	The possession, sale, dealing or trafficking, importing or exporting, manufacture or cultivation of drugs or other substances prohibited under legislation. This is a Division of ASOC which includes the following Subdivisions: Import or export illicit drugs (101), Deal or traffic in illicit drugs (102), Manufacture or cultivate illicit drugs (103), Possess and/or use illicit drugs (104) and Other illicit drug offences (109).
<b>Import or export illicit drugs</b>	The importing of illicit drugs or controlled substances into Australia, or the exporting of illicit drugs or controlled substances from Australia. This is a Subdivision of ASOC which includes the following Groups: Import illicit drugs (1011) and Export illicit drugs (1012).
<b>Imprisonment</b>	See Custody in a correctional institution.
<b>Imprisonment with determined term</b>	An order requiring a person to be detained for a period of time within a facility built especially for the purpose of incarceration.
<b>Indictable offence</b>	A serious criminal offence as defined by specific Commonwealth, state or territory legislation. Charges relating to indictable offences generally require a trial and/or sentence hearing in a Higher Court but under some circumstances, a defendant can elect to have these charges dealt with in a Court of Summary Jurisdiction.
<b>Intermediate Court</b>	A Higher Court level (known either as the District Court or County Court) which has legal powers that are between those of the Court of Summary Jurisdiction and the Supreme Court and deals with the majority of cases involving serious criminal offences. An Intermediate Court is presided over by a Judge, and has original jurisdiction to hear trial and sentence matters relating to most indictable offences. Note: As Tasmania, the Northern Territory and the Australian Capital Territory do not have an Intermediate Court, all indictable offences are heard in the Supreme Court.
<b>Jurisdiction</b>	The legal power or authority which may be exercised by a particular court level and within which the judgements or orders of the court can be enforced or executed. The criminal jurisdiction of a court includes the original jurisdiction. Each court level has its own defined jurisdictional limits and these vary across states and territories.
<b>Life and indeterminate imprisonment</b>	<p>The most serious sentence of imprisonment.</p> <p>Life – This does not necessarily mean that the person will be held in custody for the term of his/her natural life. In some states or territories a minimum time to serve in custody is specified by the court, while in others an administrative body such as a Parole Board makes this decision.</p> <p>Indeterminate – Persons declared as habitual criminals, persons who are either permanently or temporarily deemed not responsible for their actions because of a mental disorder or intellectual disability and prisoners who are sentenced to imprisonment but have not had a release date set. The prisoner may be released, at any time, at the discretion of the administrative body within each jurisdiction responsible for making that decision.</p>
<b>Local Court</b>	See Court of Summary Jurisdiction.
<b>Magistrates' Court</b>	A Court of Summary Jurisdiction, which for the purposes of this collection includes only the adult criminal Magistrates' Court. Where used in this publication, the term 'Magistrates' Court' includes the Court of Petty Sessions. Victoria, Queensland, South Australia, Tasmania, the Northern Territory and the Australian Capital Territory have Magistrates' Courts, while New South Wales has a Local Court and Western Australia has a Court of Petty Sessions. Excluded from this are other Courts of Summary Jurisdiction, such as Childrens' Courts, Electronic Courts and Drug Courts.

## GLOSSARY *continued*

<b>Manufacture or cultivate illicit drugs</b>	Actions intended to result in the manufacture of controlled substances or growing of plants used to make illicit drugs. This is a Subdivision of ASOC which includes the Group: Manufacture or cultivate illicit drugs (1031).
<b>Method of finalisation</b>	The process which leads to the completion of a criminal charge within a court so that it ceases to be an item of work in that court. There are different methods by which a charge may be finalised (see Appendix 1).
<b>Method of initiation</b>	The process which leads to the introduction of a criminal charge within a court so that it becomes a new item of work to be dealt with by that court. There are different methods by which a charge may be initiated.
<b>Minor indictable offence</b>	See Triable either way offence.
<b>Miscellaneous offences</b>	Offences involving the breach of statutory rules or regulations governing activities that are prima facie legal, where such offences are not explicitly dealt with under any other Division of ASOC. This is a Division of ASOC which includes the following Subdivisions: Harassment and related offences (161), Public health and safety offences (162), Commercial/industry/financial regulation (163) and Other miscellaneous offences (169).
<b>Monetary orders</b>	Sentences imposed that include: Fines, Orders as recompense to victim (includes restitution orders and compensation orders) and Other monetary orders, n.e.c.
<b>Murder</b>	The unlawful killing of another person where there is either the intent to kill, the intent to cause grievous bodily harm, with the knowledge that it was probable that death or grievous bodily harm would occur (reckless indifference to life), or without intent to kill in the course of committing a crime (felony murder). This is ASOC Group 0111.
<b>National Offence Index</b>	The National Offence Index (NOI) is a seriousness ranking of the ASOC and is used to determine a principal offence when a defendant has multiple adjudicated charges. For defendants proven guilty, the Index is applied to the associated charges proven guilty. For acquitted defendants, the Index is applied to all acquitted charges. These charges are allocated an Index and the highest ranking charge for each adjudicated defendant is taken as the principal offence (see Appendix 3).
<b>Non-adjudicated finalisation</b>	A method of finalisation whereby a charge is considered completed and ceases to be active in a court even though there has not been a determination on whether the defendant is guilty. This includes where a charge is withdrawn by the prosecution and where a defendant is deemed unfit to plead to the charge.
<b>Non-custodial orders</b>	Sentences imposed on a defendant that do not involve being held in custody. Includes: Community supervision or work orders, Monetary orders and Other non-custodial orders.
<b>Not guilty verdict</b>	See Acquitted.
<b>Offences against justice procedures, government security and government operations</b>	An act or omission that is deemed to be prejudicial to the effective carrying out of justice procedures or any government operations including those specifically concerned with maintaining government security. This is a Division of ASOC which includes the following Subdivisions: Breach of justice order (151), Other offences against justice procedures (152), Offences against government security (153) and Offences against government operations (154).
<b>Original jurisdiction</b>	The power of a court to hear criminal charges and determine whether or not a defendant is proven guilty and/or to sentence defendants where a charge has been proven (refer to Jurisdiction).
<b>Other illicit drug offences</b>	Other illicit drug offences not elsewhere classified (1099) in Division 10, Illicit drug offences. Includes: Possess money with intent to obtain drugs, Possess pipes, syringes, other utensils associated with the use of drugs, Permit premises to be used for taking, selling or distributing drugs and Fail to keep register for drugs of addiction.

## GLOSSARY *continued*

<b>Other non-custodial orders</b>	Sentences imposed on a defendant that do not require custody, are not fully suspended, and are not elsewhere classified in the Non-custodial orders category of the Sentence Type classification. Includes: Good behaviour bond/recognition orders, Licence disqualification/suspension/amendment, Forfeiture of property order, Nominal penalty and Other non-custodial orders n.e.c.
<b>Periodic detention</b>	Sentence imposed on a defendant requiring a person to be in custody for two consecutive days in a week (e.g. weekends) and remain at liberty during the rest of the week.
<b>Plea</b>	The formal statement by, or on behalf of, the defendant in response to a criminal charge that has been laid in a court. The nature of this response indicates whether or not the defendant intends to contest that charge. If the defendant does not enter a plea, this is treated by the court as if the defendant had pleaded not guilty.
<b>Possess and/or use illicit drugs</b>	The possession of a non-commercial quantity and/or use of an illicit drug or other controlled substance. This is a Subdivision of ASOC which includes the following Groups: Possess illicit drug (1041) and Use illicit drug (1042).
<b>Principal offence</b>	The offence category (based on ASOC) associated with the main charge that has an adjudicated finalisation (i.e. an outcome of acquitted or proven guilty). For a defendant who has a method of finalisation of proven guilty, the principal offence refers to the main charge proven guilty while for a defendant who has a method of finalisation of acquitted, the principal offence refers to the main charge acquitted (see National Offence Index).
<b>Principal offence against the person</b>	Principal offence against the person includes Divisions 1–5 of the ASOC.
<b>Principal offence against property</b>	Principal offence against property includes Divisions 7–9 and 12 of the ASOC.
<b>Principal sentence</b>	The main sentence type for a defendant based on the hierarchy of the Sentence Type Classification (see Appendix 4).
<b>Property damage and environmental pollution</b>	The wilful and unlawful destruction, damage or defacement of public or private property, or the pollution of property or a definable entity held in common by the community. This is a Division of ASOC which includes the following Subdivisions: Property damage (121) and Environmental pollution (122).
<b>Proven guilty</b>	An outcome of criminal proceedings in which a court accepts a guilty plea entered by a defendant or the defendant is declared guilty by the court.
<b>Public order offences</b>	Offences involving personal conduct that involves or may lead to a breach of public order and decency, or that is indicative of criminal intent, or that is otherwise regulated or prohibited on moral or ethical grounds. The 'victim' of these offences is generally the public at large. However, some offences such as offensive language and offensive behaviour may be directed towards a single victim. This is a Division of ASOC which includes the following Subdivisions: Disorderly conduct (131) and Regulated public order offences (132).
<b>Receiving or handling proceeds of crime</b>	Receiving, handling or processing money or goods taken or obtained illegally. This is a Subdivision of ASOC which includes the Group: Receiving or handling proceeds of crime (0831).
<b>Regulated public order offences</b>	Offences involving behaviour that is regulated or prohibited on moral or ethical grounds. This is a Subdivision of ASOC which includes the following Groups: Betting and gambling offences (1321), Liquor and tobacco offences (1322), Censorship offences (1323), Prostitution offences (1324), Offences against public order sexual standards (1325) and Regulated public order offences, n.e.c. (1329).

## GLOSSARY *continued*

<b>Road traffic and motor vehicle regulatory offences</b>	Offences relating to vehicles and most forms of road traffic, including offences pertaining to the licensing, registration, roadworthiness or use of vehicles, bicycle offences and pedestrian offences. This is a Division of ASOC which includes the following Subdivisions: Driving licence offences (141), Road vehicle registration and roadworthiness offences (142), Regulatory driving offences (143) and Pedestrian offences(144).
<b>Robbery, extortion and related offences</b>	Acts intended to unlawfully gain money, property or any other thing of value from, or cause detriment to, another person by using the threat of force or any other coercive measure. This is a Division of ASOC which includes the following Subdivisions: Robbery (061) and Blackmail and extortion (062).
<b>Sentence</b>	A penalty or penalties imposed by a court upon a defendant who is proven guilty of a criminal offence.
<b>Sexual assault and related offences</b>	Acts of a sexual nature against another person which are non-consensual or consent is proscribed. This is a Division of ASOC which includes the following Subdivisions: Sexual assault (031) and Non-assaultive sexual offences (032).
<b>Summary offence</b>	A criminal offence which is regarded as less serious relative to an indictable offence as defined by specific Commonwealth, state or territory legislation (see Indictable offence). Charges relating to summary offences are generally dealt with by a Court of Summary Jurisdiction and do not require a trial by jury in a Higher Court. In some states and territories, a defendant against whom summary charges are laid may be transferred to a Higher Court for sentencing (e.g. if the Magistrate wants to impose a penalty which exceeds his/her jurisdictional powers).
<b>Supreme Court</b>	A Higher Court level which deals with the most serious criminal charges and has the greatest legal powers of all the state and territory court levels. A Supreme Court is presided over by a Judge, and has jurisdiction to hear trial and sentence matters relating to all indictable offences. In states which have an Intermediate Court, the Supreme Court is usually reserved to deal with the most serious indictable offences, such as murder.
<b>Theft and related offences</b>	The unlawful taking or obtaining of money or goods not involving the use of force, threat of force or violence, coercion or deception, with the intent to permanently or temporarily deprive the owner or possessor of the use of the money or goods, or the receiving or handling of money or goods obtained unlawfully. This is a Division of ASOC which includes the following Subdivisions: Motor vehicle theft and related offences (081), Theft (except motor vehicles) (082), Receiving or handling proceeds of crime (083) and Illegal use of property (except motor vehicles) (084).
<b>Theft/illegal use of motor vehicle</b>	The taking of another person's motor vehicle illegally and without permission with the intent of either temporarily or permanently depriving the owner or possessor of the use of the motor vehicle. These are ASOC Groups: Theft of a motor vehicle (0811) and Illegal use of a motor vehicle (0812).
<b>Transfer to other court levels</b>	A court outcome ordering that a criminal charge be transferred to another court level to be adjudicated and/or sentenced. For all transfers, except those between Higher Court levels, this process is regarded as a method of finalisation for the court level ordering the transfer and a method of initiation for the court level to which the defendant's charge(s) were transferred. Defendants who transfer from one Higher Court level to another will be considered as initiated only once (in the level they first entered) and finalised only once (from the level they finally left).
<b>Triable either way offence</b>	An indictable offence which a defendant can elect to have heard either in a Court of Summary Jurisdiction before a Magistrate or in a Higher Court before a Judge and jury.



## GLOSSARY *continued*

<b>Trial</b>	The examination of, and decision on, a matter of law or fact by a court. Where a defendant enters a not guilty plea or other defended plea in the committal proceedings, they are committed to a Higher Court for trial. In the Higher Courts, trials are usually conducted before a Judge and jury whereby the Judge rules on questions of law and the jury is responsible for determining whether or not the defendant is guilty. Some states and territories also allow for a trial before a Judge alone in the Higher Courts.
<b>Unfit to plead</b>	An outcome of court proceedings in which a court determines that a defendant's mental status is such that he/she is unfit to plead in relation to the charges against him/her. For the purposes of this collection, this process is regarded as a non-adjudicated method of finalisation.
<b>Unlawful entry with intent</b>	The unlawful entry of a structure with the intent to commit an offence where the entry is either forced or unforced (ASOC Division 7).
<b>Weapons and explosives offences</b>	Offences relating to weapons or explosives which are either prohibited or legalised/regulated by legislation. This is a Division of ASOC which includes the following Subdivisions: Prohibited weapons/explosives offences (111) and Regulated weapons/explosives offences (112).
<b>Withdrawn by the prosecution</b>	The formal withdrawal of charges by the prosecution (e.g. police, Director of Public Prosecutions, Attorney-General). This includes nolle prosequi and no true bill. Withdrawal of charges allows the prosecution to charge the defendant on the same incident at a later time. This is a non-adjudicated method of finalisation.





## FOR MORE INFORMATION . . .

<i>INTERNET</i>	<b>www.abs.gov.au</b> the ABS web site is the best place for data from our publications and information about the ABS.
<i>LIBRARY</i>	A range of ABS publications are available from public and tertiary libraries Australia wide. Contact your nearest library to determine whether it has the ABS statistics you require, or visit our web site for a list of libraries.

## INFORMATION AND REFERRAL SERVICE

Our consultants can help you access the full range of information published by the ABS that is available free of charge from our web site, or purchase a hard copy publication. Information tailored to your needs can also be requested as a 'user pays' service. Specialists are on hand to help you with analytical or methodological advice.

<i>PHONE</i>	1300 135 070
<i>EMAIL</i>	client.services@abs.gov.au
<i>FAX</i>	1300 135 211
<i>POST</i>	Client Services, ABS, GPO Box 796, Sydney NSW 2001

## FREE ACCESS TO STATISTICS

All ABS statistics can be downloaded free of charge from the ABS web site.

<i>WEB ADDRESS</i>	<b>www.abs.gov.au</b>
--------------------	-----------------------



2451300007042

ISSN 1441 2608

RRP \$33.00