



COURTS OF PETTY SESSIONS

WESTERN
AUSTRALIA

EMBARGO: 11:30AM (CANBERRA TIME) TUES 28 APR 1998

CONTENTS

	<i>page</i>
Preface	3
Summary of Findings	4

TABLES


Summary of counts by year and sex	6
Summary counts by Indigenous and Non-Indigenous persons by sex	6
Appearances on conviction by most serious matter, age and penalty type	7
Appearances on conviction of Indigenous persons by most serious matter, age and penalty type	7
Charges, appearances and individuals by statistical division, court and sex	8
Penalties imposed by offence class and penalty type	11
Convictions by sex, offence group and age	14

ADDITIONAL INFORMATION

Explanatory notes	15
Glossary	17

INQUIRIES

- For more information about these and related statistics, contact Information Services on Perth (08) 9360 5140 or refer to the back cover of this publication.



PREFACE

COURT DATA INFORMATION

The 1996-97 release of Courts of Petty Sessions is the fourth publication in this series and was funded by the Ministry of Justice. Similar publications, using the same methodology and data sources, have been produced for each year from 1991-92. Funding for the production of publications from 1993-94 was provided through the Western Australian State Statistics Committee, under the direction of the Regional Director, Australian Bureau of Statistics, Western Australian office.

The crime statistics contained within this series of publications are derived from the Western Australia Police Service records relating to complaints finalised in the Courts of Petty Sessions of Western Australia.

I wish to acknowledge the co-operation of the Western Australia Police Service in supplying the data which are published in this series.

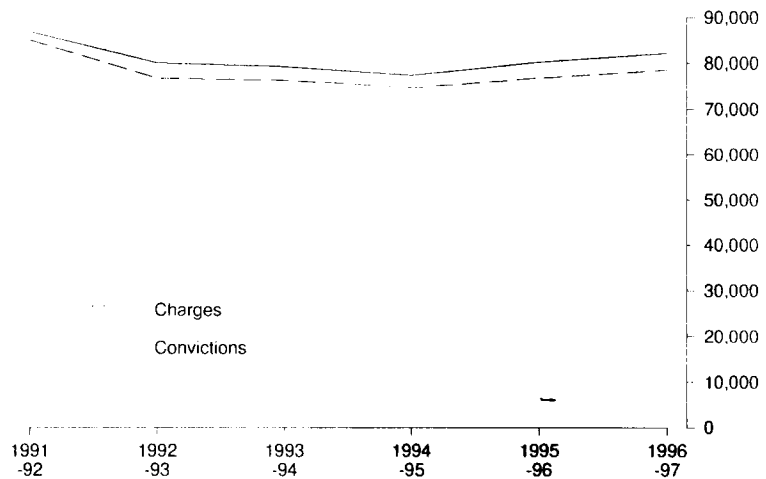
David Roarty
Acting Regional Director, Western Australia
April 1998

SUMMARY OF FINDINGS

CONVICTIONS

In Western Australia in 1996-97, there were 82,115 *charges* finalised in Courts of Petty Sessions resulting in 78,612 *convictions* against 31,549 *individuals*. Compared with 1995-96 the total *charges* increased by 1,946 (2.4%), *convictions* were up 1,794 (2.3%) and the number of *individuals convicted* increased by 263 (0.8%).

TOTAL CHARGES AND CONVICTIONS



MALES

For all *males*, *charges* and *convictions* increased by 0.9%, with a small decrease in *individuals convicted*. For *Non-Indigenous males*, *charges* and *convictions* were up 0.8% and *individuals convicted* decreased by 0.4%. For *Indigenous males*, *charges* increased by 4.9%, *convictions* by 4.6% and *individuals convicted* increased by 3.7%.

FEMALES

For all *females* there was an increase of 8.8% for *charges*, 8.3% for *convictions* and an increase of 4.9% for *individuals convicted*. For *Non-Indigenous females*, *charges* were up 8.1%, *convictions* were up 6.9% and *individuals convicted* increased by 0.4%. For *Indigenous females*, *charges* and *convictions* were up 17.0% and *individuals convicted* rose 17.2%.

PENALTY TYPES

With the introduction of the *Sentencing Act 1995* (assented to 16 January 1996) there has been a marked difference in the application of penalty types. There has been a decrease in the number of imprisonments, probations and good behaviour bonds, and an increase in suspended sentences, conditional release orders, community-based orders and intensive supervision orders.

SUMMARY OF FINDINGS *continued*

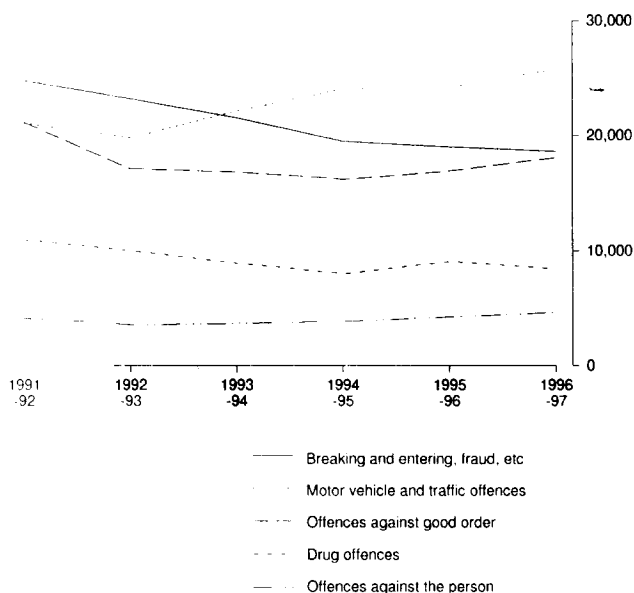
CHARGES

Total charges increased by 2.4% in 1996–97 while *Individuals charged* increased by 1.5%. *Charges* finalised in the Courts of Petty Sessions of the Perth, South West, Midlands and Kimberley Statistical Divisions increased by 5.4%, 4.3%, 1.6% and 10.6%, respectively. *Charges* finalised in all other Statistical Divisions and the External Territories decreased in 1996–97.

OFFENCES

The largest decreases in *convictions* in 1996–97 occurred in the offence groups *Other offences*, down 12.2% to 910, *Drug offences*, down 7.8% to 8,407, and *Property and environment offences*, down 5.8% to 2,111. The number of *convictions* for *Offences against the person* increased by 9.1% to 4,656. Within this group, the number of *convictions* for *assault occasioning actual bodily harm* increased from 1,233 to 1,382, an increase of 12.1%. *Convictions* for *Offences against good order* were up 6.9% to 18,120 and *convictions* for *Motor vehicle and traffic offences* increased 6.7% to 25,784.

CONVICTIONS BY MAJOR OFFENCE GROUPS



AGE

For *Appearances on conviction by most serious matter* the 20–24 year age group recorded the highest level of *imprisonments*, accounting for 33.2% of total *imprisonments*. For *Indigenous* persons the same age group was also the highest, accounting for 36.3% of total *imprisonments*.

COURTS OF PETTY SESSIONS

1 — SUMMARY COUNTS BY YEAR AND SEX

<i>Summary of counts</i>	<i>Males</i>	<i>Females</i>	<i>Total (a)</i>
1994-95			
Charges	62,088	14,971	77,374
Distinct persons charged	32,941	7,357	40,454
Individuals charged	25,310	5,989	31,440
Convictions	59,758	14,509	74,567
Distinct persons convicted	32,164	7,169	39,480
Individuals convicted	24,728	5,826	30,688
1995-96			
Charges	64,374	15,455	80,169
Distinct persons charged	33,956	7,643	41,770
Individuals charged	25,770	6,165	32,092
Convictions	61,603	14,923	76,818
Distinct persons convicted	33,010	7,417	40,591
Individuals convicted	25,142	5,993	31,286
1996-97			
Charges	64,971	16,822	82,115
Distinct persons charged	34,144	8,133	42,432
Individuals charged	25,928	6,496	32,558
Convictions	62,149	16,165	78,612
Distinct persons convicted	33,216	7,880	41,244
Individuals convicted	25,134	6,286	31,549

See Explanatory Notes. (a) Includes corporate bodies and matters where the sex of the person was not recorded.

COURTS OF PETTY SESSIONS

2 — SUMMARY COUNTS BY INDIGENOUS AND NON-INDIGENOUS PERSONS BY SEX, 1996-97

<i>Summary of counts</i>	<i>Males</i>	<i>Females</i>	<i>Total (a)</i>
NON-INDIGENOUS			
Charges	49,101	11,345	60,722
Distinct persons charged	26,646	5,300	32,076
Individuals charged	21,298	4,598	26,009
Convictions	46,902	10,863	58,020
Distinct persons convicted	25,828	5,101	31,053
Individuals convicted	20,611	4,427	25,147
INDIGENOUS			
Charges	14,952	4,957	19,940
Distinct persons charged	7,291	2,746	10,056
Individuals charged	4,426	1,812	6,253
Convictions	14,383	4,802	19,214
Distinct persons convicted	7,187	2,694	9,899
Individuals convicted	4,325	1,776	6,115
UNKNOWN			
Charges	918	520	1,445
Distinct persons charged	207	87	295
Individuals charged	204	86	291
Convictions	864	500	1,370
Distinct persons convicted	201	85	287
Individuals convicted	198	83	282
TOTAL			
Charges	64,971	16,822	82,115
Distinct persons charged	34,144	8,133	42,432
Individuals charged	25,928	6,496	32,558
Convictions	62,149	16,165	78,612
Distinct persons convicted	33,216	7,880	41,244
Individuals convicted	25,134	6,286	31,549

See Explanatory Notes. (a) Includes corporate bodies and matters where the sex of the person was not recorded.

COURTS OF PETTY SESSIONS

3 — APPEARANCES ON CONVICTION BY MOST SERIOUS MATTER, AGE AND PENALTY TYPE, 1996-97

Age group	Penalties								Two or more penalties (b)
	Imprisonment	Suspended sentence or CRO	CSO, CBO or ISO	Probation	Good behaviour bond (a)	Loss or suspended MDL	Fine	Other	
Under 20 years	233	60	473	181	107	1,592	4,166	343	1,939
20 — 24	670	202	678	254	222	4,706	9,775	537	5,217
25 — 29	466	195	441	139	158	3,591	7,101	350	3,873
30 — 34	303	130	283	105	117	2,254	4,578	253	2,438
35 — 39	187	88	207	74	93	1,509	3,086	186	1,651
40 — 49	141	96	168	52	124	1,666	3,227	237	1,794
50 — 59	18	21	49	7	51	544	1,034	113	596
60 and over	3	2	11	2	19	130	301	88	143
Not stated	—	—	—	—	6	2	15	3	2
Other (c)	—	—	—	—	4	—	1	—	—
Total	2,021	794	2,310	814	901	15,994	33,284	2,110	17,653

See Explanatory Notes. (a) Includes parental good behaviour bond. (b) For each offence type and group, this is the number of appearances that attracted more than one penalty. (c) Corporate bodies.

COURTS OF PETTY SESSIONS

4 — APPEARANCES ON CONVICTION OF INDIGENOUS PERSONS BY MOST SERIOUS MATTER, AGE AND PENALTY TYPE, 1996-97

Age group	Penalties								Two or more penalties (b)
	Imprisonment	Suspended sentence or CRO	CSO, CBO or ISO	Probation	Good behaviour bond (a)	Loss or suspended MDL	Fine	Other	
Under 20 years	94	24	94	42	41	183	709	92	261
20 — 24	370	82	188	73	72	720	1,927	167	876
25 — 29	240	89	151	47	52	701	1,728	125	787
30 — 34	153	66	76	34	32	454	1,189	83	510
35 — 39	95	52	72	20	20	281	755	55	323
40 — 49	63	33	41	20	30	233	655	43	261
50 — 59	4	6	4	—	5	36	128	17	38
60 and over	—	—	—	—	—	10	25	7	10
Not stated	—	—	—	—	1	1	—	—	1
Total	1,019	352	626	236	253	2,619	7,116	589	3,067

See Explanatory Notes. (a) Includes parental good behaviour bond. (b) For each offence type and group, this is the number of appearances that attracted more than one penalty.

COURTS OF PETTY SESSIONS

5 — CHARGES, APPEARANCES AND INDIVIDUALS BY STATISTICAL DIVISION, COURT AND SEX, 1996-97

Statistical division and court	Charges			Distinct persons charged			Individuals charged (a)		
	Males	Females	Total (b)	Males	Females	Total (b)	Males	Females	Total (b)
Perth ---									
Armadale	3,193	766	3,970	1,825	372	2,204	1,599	347	1,952
Fremantle	5,725	1,298	7,047	3,172	736	3,923	2,743	654	3,411
Joondalup	3,989	859	4,862	2,419	494	2,924	2,147	463	2,620
Midland	4,474	1,077	5,574	2,283	533	2,828	1,925	465	2,400
Perth	21,670	6,905	28,744	10,023	2,601	12,685	8,277	2,196	10,531
Rockingham	2,086	477	2,572	1,214	262	1,482	1,032	241	1,278
<i>Total</i>	<i>41,137</i>	<i>11,382</i>	<i>52,769</i>	<i>20,936</i>	<i>4,998</i>	<i>26,046</i>	<i>16,381</i>	<i>4,143</i>	<i>20,622</i>
South West ---									
Augusta	45	4	49	33	1	34	31	1	32
Boyup Brook	7	5	12	5	4	9	5	3	8
Bridgetown	144	20	164	90	14	104	73	14	87
Brunswick Junction	5	1	6	4	1	5	4	1	5
Bunbury	1,564	387	1,954	774	160	937	660	143	806
Busselton	419	71	491	271	49	321	243	45	289
Collie	301	114	416	183	59	243	157	46	204
Donnybrook	113	15	128	74	11	85	68	11	79
Harvey	156	21	177	96	13	109	91	13	104
Mandurah	1,123	313	1,439	685	168	856	598	150	751
Manjimup	286	33	323	164	22	189	146	22	169
Margaret River	180	31	211	107	22	129	100	19	119
Nannup	7	2	9	5	1	6	5	1	6
Pemberton	34	7	41	24	3	27	23	3	26
Pinjarra	102	26	128	63	16	79	55	15	70
Waroona	44	11	55	35	7	42	32	7	39
Yarloop	22	4	26	12	3	15	10	3	13
<i>Total</i>	<i>4,552</i>	<i>1,065</i>	<i>5,629</i>	<i>2,625</i>	<i>554</i>	<i>3,190</i>	<i>2,221</i>	<i>487</i>	<i>2,717</i>
Lower Great Southern ---									
Albany	1,068	210	1,278	553	98	651	436	87	523
Cranbrook	15	6	21	8	3	11	7	3	10
Denmark	47	7	54	30	7	37	26	7	33
Gnowangerup	43	2	45	18	2	20	15	2	17
Katanning	244	90	334	144	49	193	126	39	165
Kojonup	101	15	116	65	10	75	49	10	59
Mount Barker	107	34	141	65	23	88	60	19	79
Ongerup	2	—	2	2	—	2	2	—	2
Tambellup	9	2	11	6	2	8	6	2	8
<i>Total</i>	<i>1,636</i>	<i>366</i>	<i>2,002</i>	<i>891</i>	<i>194</i>	<i>1,085</i>	<i>704</i>	<i>168</i>	<i>872</i>
Upper Great Southern ---									
Boddington	28	3	31	18	3	21	16	3	19
Brookton	5	1	6	5	—	5	5	1	6
Corrigin	18	1	19	15	1	16	15	1	16
Kondinin	8	—	8	7	—	7	6	—	6
Kulin	6	—	6	5	—	5	5	—	5
Lake Grace	17	1	18	5	1	6	5	1	6
Narrogin	301	68	369	175	37	212	150	29	179
Pingelly	43	14	58	31	7	39	27	7	35
Wagin	41	40	81	26	9	35	22	8	30
Williams	20	1	21	12	1	13	12	1	13
<i>Total</i>	<i>487</i>	<i>129</i>	<i>617</i>	<i>299</i>	<i>60</i>	<i>360</i>	<i>257</i>	<i>49</i>	<i>307</i>

See footnotes at end of table.

COURTS OF PETTY SESSIONS

5 — CHARGES, APPEARANCES AND INDIVIDUALS BY STATISTICAL DIVISION, COURT AND SEX, 1996-97—continued

Statistical division and court	Charges			Distinct persons charged			Individuals charged (a)		
	Males	Females	Total (b)	Males	Females	Total (b)	Males	Females	Total (b)
Midlands --									
Bencubbin	16	1	17	16	1	17	16	1	17
Beverley	51	9	60	27	7	34	27	7	34
Bruce Rock	5	5	10	3	3	6	3	2	5
Cunderdin	53	9	62	28	5	33	27	5	32
Dalwallinu	36	---	36	21	---	21	21	---	21
Dowerin	13	3	16	7	2	9	7	2	9
Gingin	51	15	66	30	9	39	30	9	39
Goomalling	20	6	26	16	4	20	14	3	17
Jurien Bay	52	8	60	32	4	36	30	4	34
Kellerberrin	162	31	193	101	18	119	95	12	107
Koorda	7	---	7	2	---	2	2	---	2
Lancelin	69	10	79	47	7	54	45	7	52
Merredin	147	43	191	91	31	123	84	30	115
Moora	90	16	108	53	11	65	47	11	59
Mukinbudin	10	---	10	7	---	7	7	---	7
Narembeen	7	7	14	5	5	10	5	5	10
New Norcia	1	---	1	1	---	1	1	---	1
Northam	705	175	886	345	102	450	271	86	360
Quairading	15	6	21	13	3	16	13	2	15
Southern Cross	99	20	119	64	14	78	60	14	74
Toodyay	31	2	33	24	2	26	22	2	24
Trayning	3	---	3	2	---	2	2	---	2
Wongan Hills	24	4	28	13	2	15	13	2	15
Wundowie	21	2	23	15	2	17	14	2	16
Wyalkatchem	17	4	21	11	2	13	10	2	12
York	35	3	38	25	3	28	22	3	25
<i>Total</i>	<i>1,740</i>	<i>379</i>	<i>2,128</i>	<i>999</i>	<i>237</i>	<i>1,241</i>	<i>855</i>	<i>205</i>	<i>1,065</i>
South Eastern ---									
Coolgardie	70	16	86	50	11	61	47	10	57
Esperance	311	68	379	151	38	189	131	31	162
Eucla	215	19	234	120	12	132	118	12	130
Kalgoorlie	2,238	495	2,734	1,180	280	1,461	968	224	1,193
Kambalda	153	11	164	115	7	122	101	6	107
Laverton	673	174	849	372	113	487	246	71	319
Leinster	21	24	45	14	3	17	14	3	17
Leonora	343	70	413	195	47	242	128	38	166
Menzies	30	10	40	16	7	23	16	5	21
Norseman	212	42	254	117	20	137	104	16	120
Ravensthorpe	36	3	39	24	3	27	21	3	24
<i>Total</i>	<i>4,302</i>	<i>932</i>	<i>5,237</i>	<i>2,354</i>	<i>541</i>	<i>2,898</i>	<i>1,808</i>	<i>392</i>	<i>2,203</i>

See footnotes at end of table.

COURTS OF PETTY SESSIONS

5 — CHARGES, APPEARANCES AND INDIVIDUALS BY STATISTICAL DIVISION, COURT AND SEX, 1996-97—continued

Statistical division and court	Charges			Distinct persons charged			Individuals charged (a)		
	Males	Females	Total (b)	Males	Females	Total (b)	Males	Females	Total (b)
Central —									
Carnarvon	858	217	1,081	472	140	614	363	111	476
Cue	68	17	85	47	14	61	45	13	58
Dongara	89	13	102	56	6	62	49	5	54
Exmouth	142	52	194	79	21	100	70	19	89
Geraldton	1,696	415	2,120	806	184	992	642	150	794
Kalbarri	50	8	58	34	5	39	33	5	38
Leeman	28	5	33	20	3	23	20	3	23
Meekatharra	265	44	309	139	33	172	107	29	136
Mingenew	8	1	9	6	1	7	6	1	7
Morawa	22	2	24	9	1	10	8	1	9
Mount Magnet	121	34	157	60	20	82	40	15	56
Mullewa	102	39	141	66	28	94	52	24	76
Northampton	58	12	70	43	9	52	35	9	44
Perenjori	5	—	5	5	—	5	5	—	5
Shark Bay	43	8	52	28	5	34	25	5	31
Three Springs	69	7	76	20	5	25	19	5	24
Warburton	129	31	162	61	21	83	48	18	67
Wiluna	374	105	479	167	76	243	106	48	154
Yalgoo	31	2	33	16	1	17	15	1	16
<i>Total</i>	<i>4,158</i>	<i>1,012</i>	<i>5,190</i>	<i>2,134</i>	<i>573</i>	<i>2,715</i>	<i>1,609</i>	<i>445</i>	<i>2,061</i>
Pilbara —									
Dampier	9	3	12	7	1	8	7	1	8
Karratha	436	62	502	242	36	280	218	35	255
Marble Bar	70	12	82	42	9	51	33	9	42
Newman	258	66	325	149	40	190	131	31	163
Nullagine	163	97	260	108	79	187	57	28	85
Onslow	116	28	144	73	20	93	57	16	73
Pannawonica	17	—	17	11	—	11	10	—	10
Paraburdoo	28	9	37	18	6	24	16	6	22
Port Hedland	1,118	232	1,351	578	132	711	489	114	604
Roebourne	445	82	527	233	49	282	167	40	207
Tom Price	125	31	156	83	21	104	70	19	89
<i>Total</i>	<i>2,785</i>	<i>622</i>	<i>3,413</i>	<i>1,544</i>	<i>393</i>	<i>1,941</i>	<i>1,192</i>	<i>291</i>	<i>1,487</i>
Kimberley —									
Broome	1,182	288	1,477	659	145	808	555	130	689
Derby	534	96	632	309	70	380	247	59	307
Fitzroy Crossing	785	189	974	464	125	589	295	88	383
Halls Creek	658	121	779	365	87	452	272	70	342
Kununurra	716	145	872	373	99	477	292	81	376
One Arm Point	4	1	5	3	1	4	3	1	4
Wyndham	254	89	344	170	54	225	115	38	154
<i>Total</i>	<i>4,133</i>	<i>929</i>	<i>5,083</i>	<i>2,343</i>	<i>581</i>	<i>2,935</i>	<i>1,678</i>	<i>459</i>	<i>2,145</i>
External Territories (c) —									
Christmas Island	38	3	41	18	1	19	18	1	19
Cocos Island	3	3	6	1	1	2	1	1	2
<i>Total</i>	<i>41</i>	<i>6</i>	<i>47</i>	<i>19</i>	<i>2</i>	<i>21</i>	<i>19</i>	<i>2</i>	<i>21</i>
Western Australian Total	64,971	16,822	82,115	34,144	8,133	42,432	25,928	6,496	32,558

See Explanatory Notes. (a) An individual, who appeared at more than one court location, will be included in the counts for each of those court locations but only once in the total. (b) Includes corporate bodies and matters where the sex of the person was not recorded. (c) Christmas Island and Cocos Island are External Territories included for statistical purposes.

COURTS OF PETTY SESSIONS

6 — PENALTIES IMPOSED BY OFFENCE CLASS AND PENALTY TYPE, 1996-97

Offence class	Penalties									
	Total convictions	Imprisonment	Suspended sentence or CRO	CSO, CBO or ISO	Probation	Good behaviour bond (a)	Loss or suspended MDL	Fine	Other	Two or more penalties (b)
Offences against the person —										
115 Driving causing death	20	6	1	2	—	—	20	12	—	20
121 Assault occasioning grievous bodily harm	43	6	4	8	1	—	38	29	—	38
122 Assault occasioning actual bodily harm	1,382	277	191	263	86	50	91	648	10	229
129 Other assault	3,063	388	377	498	158	132	4	1,750	50	294
136 Sexual assault according to State or Territory law	39	10	3	21	—	—	—	13	—	8
137 Sexual offences (consent proscribed)	14	4	—	1	—	—	—	5	4	0
139 Other sexual offences	14	—	1	5	1	—	—	8	1	2
191 Kidnapping and abduction	2	1	—	—	—	—	—	—	1	0
192 Illtreatment of children	1	—	—	1	—	—	—	—	—	0
193 Hijacking of & other acts endangering life (aircraft etc)	6	—	—	2	—	1	—	3	—	0
199 Other offences against the person	72	19	7	17	6	—	1	31	—	9
<i>Total</i>	<i>4,656</i>	<i>711</i>	<i>584</i>	<i>818</i>	<i>252</i>	<i>183</i>	<i>154</i>	<i>2,499</i>	<i>66</i>	<i>600</i>
Robbery and extortion —										
211 Armed robbery	1	1	—	—	—	—	—	—	—	0
212 Other robbery	—	—	—	—	—	—	—	—	—	0
<i>Total</i>	<i>1</i>	<i>1</i>	<i>—</i>	<i>—</i>	<i>—</i>	<i>—</i>	<i>—</i>	<i>—</i>	<i>—</i>	<i>0</i>
Breaking and entering, fraud etc —										
311 Breaking and entering	1,602	568	155	671	248	31	18	301	7	391
321 Fraud, forgery and false pretences	7,465	1,827	757	3,047	1,047	1,336	3	2,050	33	2,093
322 Misappropriation	982	109	111	425	162	47	—	379	11	262
331 Receiving	1,178	145	145	542	167	39	17	412	8	293
332 Unlawful possession of stolen goods	320	63	17	59	16	2	—	179	2	18
339 Handling of stolen goods, other	9	2	3	2	—	—	—	3	—	1
351 Theft or illegal use of a motor vehicle	759	254	82	248	81	18	101	199	8	215
399 Other theft	6,305	770	689	1,951	426	262	35	2,947	193	964
<i>Total</i>	<i>18,620</i>	<i>3,738</i>	<i>1,959</i>	<i>6,945</i>	<i>2,147</i>	<i>1,735</i>	<i>174</i>	<i>6,470</i>	<i>262</i>	<i>4,237</i>
Property and environment offences —										
411 Arson	1	—	—	—	—	—	—	1	—	0
419 Other property damage	2,102	143	133	317	58	46	12	1,509	32	147
421 Pollution	1	—	—	—	—	—	—	1	—	0
423 Flora and fauna	7	—	—	—	—	—	—	7	—	0
<i>Total</i>	<i>2,111</i>	<i>143</i>	<i>133</i>	<i>317</i>	<i>58</i>	<i>46</i>	<i>12</i>	<i>1,518</i>	<i>32</i>	<i>147</i>

See footnotes at end of table.

COURTS OF PETTY SESSIONS

6 — PENALTIES IMPOSED BY OFFENCE CLASS AND PENALTY TYPE, 1996-97—continued

Offence class	Penalties									Two or more penalties (b)
	Total convictions	Imprisonment	Suspended sentence or CRO	CSO, CBO or ISO	Probation	Good behaviour bond (a)	Loss or suspended MDL	Fine	Other	
Offences against good order —										
511 Offences against Government security and operations	64	3	—	42	3	36	—	18	—	38
524 Contempt of court, other	1	1	—	—	—	—	—	—	—	0
525 Pervert the course of justice, including perjury	1	—	1	—	—	—	—	1	—	1
526 Breach of community service order	215	47	18	28	7	1	—	133	—	19
527 Breach of other probation, parole etc orders	4,823	956	468	665	150	59	11	2,755	110	326
528 Escape from custody	276	136	15	20	5	4	—	106	1	11
533 Resist / hinder police	3,996	239	165	299	51	37	115	3,269	81	256
549 Other offences against justice procedures	528	13	37	35	13	4	2	422	17	15
551 Possession and/or use of firearms	688	26	20	16	3	38	—	582	34	31
558 Possession and/or use of other weapons	356	23	19	17	9	5	—	287	8	12
559 Possession, use and handling weapons, other	3	—	—	—	—	—	—	3	—	0
571 Child pornography	9	—	—	—	—	—	—	9	—	0
572 Censorship	19	—	—	—	—	—	—	19	—	0
591 Liquor licensing	1,139	4	27	17	2	6	—	1,052	47	16
592 Betting and gambling	54	2	1	3	—	—	—	47	1	0
593 Trespassing and vagrancy	787	77	55	88	14	20	—	542	31	40
595 Prostitution	21	—	2	4	1	—	1	17	—	4
596 Drunkenness	1	—	—	—	—	—	—	1	—	0
599 Other offences against good order	5,139	170	322	215	62	98	7	4,231	210	175
<i>Total</i>	<i>18,120</i>	<i>1,697</i>	<i>1,150</i>	<i>1,449</i>	<i>320</i>	<i>308</i>	<i>136</i>	<i>13,494</i>	<i>540</i>	<i>944</i>
Drug offences —										
613 Possess and/or use opium	115	12	5	21	12	—	—	73	—	8
614 Possess and/or use cocaine	2	—	—	—	—	—	—	2	—	0
617 Possess and/or use cannabis, all forms	2,934	49	50	103	30	10	—	2,710	30	48
618 Possess and/or use other drugs	1,347	34	25	110	29	4	—	1,169	15	39
648 Import/export other drugs	2	—	—	—	—	—	—	2	—	0
653 Deal and traffic in opium and its derivatives	6	—	1	—	2	—	—	3	—	0
654 Deal and traffic in cocaine and its derivatives	4	1	—	—	—	—	—	3	—	0
657 Deal and traffic in cannabis, all forms	250	11	7	30	10	—	—	207	—	15
658 Deal and traffic in other drugs	124	12	5	14	5	—	—	90	1	3
667 Manufacture/grow cannabis, all forms	1,038	15	12	42	9	2	—	971	4	17
668 Manufacture/grow other drugs	163	2	1	8	2	—	—	154	1	5
699 Other drug offences	2,422	30	35	100	29	5	—	2,239	26	42
<i>Total</i>	<i>8,407</i>	<i>166</i>	<i>141</i>	<i>428</i>	<i>128</i>	<i>21</i>	—	<i>7,623</i>	<i>77</i>	<i>177</i>

See footnotes at end of table.

COURTS OF PETTY SESSIONS

6 — PENALTIES IMPOSED BY OFFENCE CLASS AND PENALTY TYPE, 1996-97—continued

Offence class	Penalties									
	Total convictions	Imprisonment	Suspended sentence or CRO	CSO, CBO or ISO	Probation	Good behaviour bond (a)	Loss or suspended MDL	Fine	Other	Two or more penalties (b)
Motor vehicle and traffic offences —										
711 Drink driving offences	11,794	181	126	394	62	1	11,330	11,180	5	11,336
724 Dangerous and reckless driving	1,179	82	13	48	12	—	924	1,043	1	926
732 Driving while licence suspended or cancelled	4,655	260	229	419	43	—	4,446	3,883	77	4,524
733 Driving without a licence (excluding Group 732)	4,888	361	185	303	102	1	3,134	4,050	7	3,151
739 Other driving offences	367	3	1	7	—	—	19	356	2	21
749 Traffic offences (excluding parking)	1,808	25	12	48	7	1	149	1,725	5	161
751 Registration offences (including Third Party insurance)	1,043	3	1	27	1	—	7	1,017	2	15
752 Roadworthiness	50	—	—	1	—	—	1	49	—	1
<i>Total</i>	25,784	915	567	1,247	227	3	20,010	23,303	99	20,135
Other offences —										
821 Banking, financial institutions and insurance	4	—	—	—	—	—	—	4	—	0
831 Taxation and stamp duty (excluding excise)	128	—	35	—	—	35	—	93	—	35
832 Posts and telecommunications	124	35	5	19	2	49	—	39	—	25
833 Customs, excise etc	69	—	—	—	—	—	—	69	—	0
834 Immigration, passports etc	10	4	—	1	—	—	—	5	—	0
835 Electoral	2	—	—	—	—	—	—	2	—	0
836 Air navigation, airports and aircraft operations	30	—	2	—	—	—	—	28	—	0
837 Health, mental health, quarantine, food standards, etc	1	—	—	—	—	—	—	1	—	0
838 Bankruptcy	6	4	1	—	—	2	—	1	—	2
844 Railways and other transport	239	2	6	15	—	4	—	214	2	4
845 Marine navigation, coastal, inland waterways etc	8	—	—	—	—	—	—	8	—	0
847 Agriculture and stock, pasture protection, guano etc	3	—	—	—	—	—	—	3	—	0
848 Fisheries	98	2	—	—	—	66	—	32	—	2
849 Fires, bushfire control	1	—	—	—	—	—	—	1	—	0
852 Marketing boards etc. control	118	—	4	48	—	—	—	84	6	24
853 Dangerous drugs and poisons (excluding Division 6)	3	—	—	—	—	—	—	3	—	0
856 Explosives	11	—	—	1	—	—	—	9	1	0
861 Dog control	15	—	1	2	—	—	—	13	—	1
889 Other offences, nec	23	2	2	2	—	1	—	16	1	1
891 Prison security	17	3	—	—	—	2	—	12	—	0
<i>Total</i>	910	52	56	88	2	159	—	637	10	94
Offence unknown										
999 Offence unknown	3	2	—	—	—	—	—	1	—	0
<i>Total</i>	3	2	—	—	—	—	—	1	—	0
Grand Total	78,612	7,425	4,590	11,292	3,134	2,455	20,486	55,545	1,086	26,334

See Explanatory Notes. (a) Includes parental good behaviour bond. (b) For each offence type and group, this is the number of convictions that attracted more than one penalty.

COURTS OF PETTY SESSIONS

7— CONVICTIONS BY SEX, OFFENCE GROUP AND AGE, 1996-97

Offence group	Age group									Total
	Under 20	20 - 24	25 - 29	30 - 34	35 - 39	40 - 49	50 - 59	60 and over	Not stated	
MALES										
Offences against the person	398	1,056	901	561	382	410	107	32	—	3,847
Robbery and extortion	—	1	—	—	—	—	—	—	—	1
Breaking and entering, fraud etc	2,028	3,199	2,247	1,415	1,416	1,103	404	304	1	12,117
Property and environment offences	387	674	336	220	118	110	17	10	—	1,872
Offences against good order	2,116	4,319	3,180	1,911	1,298	1,312	354	76	2	14,568
Drug offences	1,159	2,225	1,558	943	589	464	86	19	—	7,043
Motor vehicle and traffic offences	2,343	6,565	5,062	2,991	2,017	2,085	702	165	1	21,931
Other offences	80	135	109	149	52	146	72	14	10	767
Unknown offences	—	1	—	—	—	2	—	—	—	3
Total	8,511	18,175	13,393	8,190	5,872	5,632	1,742	620	14	62,149
FEMALES										
Offences against the person	83	239	158	120	92	71	15	10	1	789
Breaking and entering, fraud etc	620	2,057	1,229	1,030	540	677	209	91	1	6,454
Property and environment offences	27	54	59	38	44	8	5	1	—	236
Offences against good order	395	956	825	506	394	343	49	4	1	3,473
Drug offences	183	407	275	217	145	85	23	—	—	1,335
Motor vehicle and traffic offences	363	1,059	857	654	379	385	76	11	—	3,784
Other offences	15	43	11	10	3	6	3	2	1	94
Total	1,686	4,815	3,414	2,575	1,597	1,575	380	119	4	16,165
TOTAL (a)										
Offences against the person	482	1,296	1,059	684	477	488	125	43	2	4,656
Robbery and extortion	—	1	—	—	—	—	—	—	—	1
Breaking and entering, fraud etc	2,653	5,260	3,476	2,477	1,956	1,785	615	395	3	18,620
Property and environment offences	415	728	395	258	163	119	22	11	—	2,111
Offences against good order	2,516	5,285	4,010	2,424	1,698	1,676	412	88	10	18,120
Drug offences	1,347	2,635	1,842	1,164	736	551	113	19	—	8,407
Motor vehicle and traffic offences	2,708	7,635	5,935	3,654	2,409	2,482	784	176	1	25,784
Other offences	95	178	120	159	55	155	75	17	49	910
Unknown offences	—	1	—	—	—	2	—	—	—	3
Total	10,216	23,019	16,837	10,820	7,494	7,258	2,146	749	65	78,612

See Explanatory Notes. (a) Includes corporate bodies and matters where the sex of the person was not recorded.

EXPLANATORY NOTES

INTRODUCTION

1. The statistics contained in this publication relate to complaints finalised in the Courts of Petty Sessions of Western Australia during the twelve months ended 30 June 1997.

2. It should be noted that a computerised collection and coding system was introduced for processing data for recent editions. As a result the Australian National Classification of Offences (ANCO) code for each offence was automatically derived solely from the Act details which the offence contravened. This is in contrast to Courts of Petty Sessions statistics published prior to 1991 when clerical coding of offences was used. Care should therefore be exercised when comparing the offence classification for 1996-97 with those for years prior to 1991-92.

COURTS OF PETTY SESSIONS

3. Established under the *Justices Act 1902*. In Western Australia, Courts of Petty Sessions deal with:

- charges of simple offences against adult persons, e.g. traffic offences, disorderly behaviour
- indictable offences triable summarily e.g. assault and theft
- preliminary proceedings relating to indictable offences which are not triable summarily, or on which the defendant has an election and chooses to be dealt with on indictment, and
- matters of an administrative and licensing nature.

4. The statistics for Courts of Petty Sessions are derived from administrative byproduct data on court proceedings supplied by the Western Australia Police Service.

SCOPE

5. Included in the collection are complaints and indictable offences triable summarily for which proceedings were commenced during 1996-97 or earlier years and finalised during 1996-97.

6. Excluded are:

- complaints and indictable offences triable summarily for which proceedings were commenced but not finalised in 1996-97.
- matters relating to the administration of criminal cases formerly dealt with by the court, e.g. conversion of fines to a community service order,
- matters where the only outcome during 1996-97 was the issue of a bench warrant.

CLASSIFICATION OF OFFENCES

7. Offences are classified according to the Australian National Classification of Offences (ANCO) 1985.

8. In the ANCO, acts of attempting, conspiring or inciting others to commit a crime, aiding in the commission of a crime, or participating as an accessory before the fact to a crime are classified to the offence group to which the crime itself belongs. Accessory after the fact is classified to Division 5 as an offence against good order.

EXPLANATORY NOTES *continued*

.....

PENALTIES

9. The total number of penalties imposed may exceed the total number of charges for which convictions were recorded. This is because, once proven, an offence may attract more than one penalty.

UNDER COUNTING OF INDIGENOUS PERSONS

10. Statistics relating to Indigenous people are no more than indicators of the incidence of charges involving Indigenous persons. Many source documents do not state whether the person charged was Indigenous or Non-Indigenous. The system of identification is based on observation by the person preparing records used for statistical compiling rather than through a process of self identification.

DATA ITEMS COLLECTED

11. More detailed statistics relating to the following data items are available upon request.

- court of finalisation
- date of finalisation
- sex
- indigenous status
- age
- type of offence
- outcome
- type of penalty
- severity of penalty

UNPUBLISHED STATISTICS

12. As well as the statistics included in this publication, the ABS may have other relevant unpublished data available. Inquiries should be made to John Bissett on Perth (08) 9360 5389 or any ABS office.

SYMBOLS AND OTHER USAGES

13. The following symbol, where shown in columns of figures or elsewhere in the tables, means

— nil or rounded to zero.

GLOSSARY

- Appearance** For the purposes of this report, an Appearance is an appearance by an accused person in court, during which at least one complaint against that person is finalised.
- Complaint** A complaint is a written charge preferred against a person in order to initiate court proceedings.
- Complaint Finalised** For statistical purposes a complaint is regarded as finalised when it is removed, with or without a court hearing, from the list of complaints awaiting hearing in a Courts of Petty Sessions. Finalisation may occur:
- (a) Prior to commencement of the court hearing or trial due to
 - administrative or executive action (e.g. decline to prosecute, charges dropped), or
 - other reasons (e.g. accused died).
 - (b) after commencement of court hearing of trial because
 - there is a finding of guilty, and conviction and sentencing takes place, or
 - the defendant is committed to a higher court for sentencing, or
 - no conviction is recorded under certain circumstances, or
 - the matter is an indictable offence and is committed to higher court for hearing, or
 - the matter relates to an offence by or against a minor and is remitted to the Children's Court, or
 - the defendant is unfit to plead, or
 - the case is not proceeded with, or
 - the matter is not proven and the defendant is acquitted, or
 - other reasons (e.g. accused is of unsound mind, accused died).
- Conditional Release Order (CRO)** Offenders receiving this penalty are required to undertake unpaid work in the community for periods ranging from four to twelve weeks. Work is performed under strict supervision and failure to attend as required results in the penalty reverting to detention.
- Distinct Person** The number of distinct persons is compiled by summing one offence (the most serious) for each separate person appearing in court on a particular day. If an offender was involved in one court action early in a year and subsequently in a completely separate action later in the year, the count would be two distinct persons.
- Indictment** Indictment means a written charge preferred against an accused person in order to action a trial before some court other than justices exercising summary jurisdiction.

GLOSSARY *continued*

Indictable Offence	An indictable offence means an offence, a complaint of which is, unless otherwise expressly stated by the Criminal Code, triable by jury.
Indigenous	Persons who are identified as either Aboriginal or Torres Strait Islander.
Most Serious Offence	For statistical purposes the most serious offence is the one attracting the most serious penalty. In accordance with Australian standards for court statistics, the order of severity of penalties imposed in Western Australia is: <ul style="list-style-type: none">▪ Imprisonment▪ Conditional Release Order (CRO)▪ Community Service Order (CSO)▪ Community Based Order (CBO)▪ Intensive Supervision Order (ISO)▪ Probation▪ Recognisance (bond)▪ Loss or suspension of Motor Driver's Licence (MDL)▪ Fine▪ Compensation▪ Restitution▪ Other order
Total charges	The number of total charges is compiled by summing the counts of each offence for which a complaint is finalised during the year.

FOR MORE INFORMATION . . .

The ABS publishes a wide range of statistics and other information on Australia's economic and social conditions. Details of what is available in various publications and other products can be found in the ABS Catalogue of Publications and Products available from all ABS Offices.

ABS Products and Services

Many standard products are available from ABS bookshops located in each State and Territory. In addition to these products, information tailored to the needs of clients can be obtained on a wide range of media by contacting your nearest ABS Office. The ABS also provides a Subscription Service for standard products and some tailored information services.

National Dial-a-Statistic Line

0055 86 400

Steadycom P/L: premium rate 25c/20 secs.

This number gives 24-hour access, 365 days a year, for a range of important economic statistics including the CPI.

Internet

<http://www.abs.gov.au>

A wide range of ABS information is available via the Internet, with basic statistics available for each State, Territory and Australia. We also have Key National Indicators, ABS product release details and other information of general interest.

Sales and Inquiries

client.services@abs.gov.au

National Mail Order Service (02)6252 5249
Subscription Service 1300 366 323

	Information Inquiries	Bookshop Sales
CANBERRA	(02) 6252 6627	(02) 6207 0326
SYDNEY	(02) 9268 4611	(02) 9268 4620
MELBOURNE	(03) 9615 7755	(03) 9615 7755
BRISBANE	(07) 3222 6351	(07) 3222 6350
PERTH	(08) 9360 5140	(08) 9360 5307
ADELAIDE	(08) 8237 7100	(08) 8237 7582
HOBART	(03) 6222 5800	(03) 6222 5800
DARWIN	(08) 8943 2111	(08) 8943 2111

Address

Information Services, Exchange Plaza, Sherwood Court, PERTH WA 6000
GPO Box K881 PERTH WA 6000



2450250007966

ISSN 1329-119X

RRP \$16.00