

**CENSUS OF POPULATION AND HOUSING, 30 JUNE 1981**

**PERSONS AND DWELLINGS IN LOCAL GOVERNMENT AREAS  
AND URBAN CENTRES**

**AUSTRALIAN CAPITAL TERRITORY**

**R. J. CAMERON**

**Australian Statistician**

© Commonwealth of Australia 1982

**PHONE INQUIRIES** *for more information about these statistics—contact Mr Fred Dawes on Canberra (062) 52 5848 or any of our State offices.*  
*other inquiries including copies of publications—contact Information Services on Canberra (062) 52 6627 or in any of our State offices.*

**MAIL INQUIRIES** *write to Information Services, ABS, P.O. Box 10, Belconnen, A.C.T. 2616 or any of our State offices.*

## CONTENTS

<i>Table</i>		<i>Page</i>
. .	Explanatory notes	1
1.	Number of persons and dwellings : Local Government Areas in alphabetical order, Australian Capital Territory, Censuses 1981 and 1976	4
2.	Number of persons : Local Government Areas within Statistical Divisions, Australian Capital Territory, Censuses 1981 and 1976	6
3a.	Number of dwellings : Local Government Areas within Statistical Divisions, Australian Capital Territory, Censuses 1981 and 1976	8
3b.	Number of dwellings : Statistical Subdivisions and Divisions, Australian Capital Territory, Census 1981	10
4.	Occupancy ratio and persons in occupied private dwellings : Local Government Areas in alphabetical order, Australian Capital Territory, Censuses 1981 and 1976	11
5.	Number of persons : Urban Centres and Bounded Rural Localities in alphabetical order, Australian Capital Territory, Censuses 1981 and 1976	13
6.	Number of persons and dwellings : Urban Centres and Bounded Rural Localities in size order, Australian Capital Territory, Censuses 1981 and 1976	13
7.	Distribution of persons and Urban Centres by size of Urban Centre, Australian Capital Territory, Censuses 1981 and 1976	13

## APPENDIXES

A.	Major changes to Statistical Divisions, Statistical Subdivisions and Districts, Local Government Areas and Urban Centres, Australian Capital Territory, 1976 to 1981	14
B.	Copy of Householder's Schedule, Census 1981	15
C.	List of contact points	27
D.	Maps of Australian Capital Territory showing Statistical Divisions and Districts and Local Government Areas, Census 1981	



## EXPLANATORY NOTES

### Introduction

This publication is one of a series presenting *final* person and dwelling counts from the 1981 Census of Population and Housing for various geographic levels. Persons were counted where they spent the night of 30 June 1981.

### Content

2. The tables in this publication contain counts of persons by sex and of occupied private and non-private dwellings and unoccupied private dwellings in Local Government Areas, Urban Centres and Bounded Rural Localities.

3. All tables contain counts from the 1976 and 1981 Censuses, where geographic comparability allows.

4. For the purposes of the 1981 Census, Local Government boundaries in New South Wales were those which existed at 1 January 1981, and for other States and Territories the boundaries existing at 30 June 1980.

5. For Local Government Areas (LGA's), 1976 Census data has been presented according to boundaries adopted for the 1981 Census. Because some intercensal boundary changes involve areas smaller than Collection Districts, precise figures cannot always be calculated. Consequently, where areas are nearly but not directly comparable, estimates of 1976 population on 1981 boundaries are given. In cases where estimates are not possible, the 1976 population on 1981 boundaries is recorded as not available (n.a.). See Appendix A. for major intercensal area changes.

6. Note that for Urban Centres and Bounded Rural Localities the 1976 Census data are shown on boundaries delineating the areas defined in 1976.

### Maps

7. The maps contained in this publication show the boundaries, names and codes of Statistical Divisions, Subdivisions and Districts, and LGA's and identify major urban areas.

8. Additional copies of these maps can be obtained from the ABS for 50 cents a sheet.

### Scope and coverage

9. The 1981 Census of Population and Housing aimed at counting every person who spent Census night, 30 June 1981, in Australia including persons on vessels in or between Australian ports, on board long-distance trains, buses or aircraft. All dwellings were counted, whether occupied or unoccupied. People were counted where they were on Census night, which may not be where they usually live. Visitors to Australia were enumerated regardless of how long ago they had arrived or how long they planned to stay. Australian residents out of the country on Census night were excluded from the count.

10. Diplomatic personnel and their families are, by definition, out of the scope of the Census, as are diplomatic residences.

11. While every effort is made to minimise under-counting in the Census, some inevitably remains for various reasons (e.g. inadvertant omission of very young children, treatment of some dwellings as unoccupied when, in fact, they were occupied, and failure to find all dwellings). Refusal by householders to complete the Census Schedule is not a significant cause of under-counting.

### Definitions

12. *Dwellings*—For Census purposes, dwellings are classified into two groups: occupied and unoccupied. Occupied dwellings can be either private or non-private while unoccupied are private only.

(a) An occupied private dwelling is defined as the premises occupied by a household on Census night (for definition of *Household* see below). A *private dwelling* is normally a house, flat, part of a house or even a room but can also be a tent, houseboat, or caravan if standing on its own block of land and not occupied by members of the same household resident in an adjacent dwelling. It is important to remember that the Census definition of a private dwelling means that the total number of dwellings may be more than the total number of known structures in any given area (see *Household* below). *Non-private dwellings* are hotels, motels, boarding houses, gaols, religious and charitable institutions, defence establishments, other communal dwellings and caravan parks. Usually occupants of such dwellings use communal facilities (such as hotel dining rooms or mess halls) attached to the particular establishment. A caravan in a caravan park (whether permanently or temporarily located) is treated as part of a non-private dwelling as are self-contained units provided by commercial enterprises such as hotels, motels and guest-houses.

(b) An unoccupied dwelling is a structure built specifically for living purposes and capable of being lived in but unoccupied at the time of the Census. Vacant houses, holiday houses, huts, cabins (other than seasonal workers' quarters) and houseboats are counted as unoccupied dwellings but vacant tents, garages and caravans (if not normally occupied) are not. Also included are newly completed dwellings not yet occupied; dwellings which are vacant because they are due for demolition or repair; dwellings to let; and dwellings where all members of the household were absent on Census night.

13. *Household*—For Census purposes, a household is either a person living alone or a group of people living together as a single domestic unit with common eating arrangements. It is possible for more than one household to live in one house or structure. For example, a lodger who lives with a family and provides all his own food is not a member of the family's household but constitutes a separate household and therefore completes a separate householder's schedule. Because an occupied private dwelling is defined as the premises occupied by a household on Census night (see above), the number of households and the number of occupied private dwellings is identical and the number of occupied dwellings, as defined for Census purposes, may be greater than the known number of structures.

14. *Migratory*—Persons enumerated on board vessels in and between Australian ports, or on board long-distance trains, buses or aircraft are classified as *Migratory*. Such persons are not included in the population of specific LGA's, but are shown as a balancing item in the population of a State or Territory.

15. *Campers out*—Persons who spent Census night in the open in cars, caravans or trucks pulled up at the side of the road for that night only, or persons in other temporary camps or accommodation erected for that night only are classified as campers out. Such persons are included in the population of the LGA in which they were enumerated.

#### Geographic definitions

16. Information from the Census is available at various levels of geographic detail, only some of which are shown in this publication. Information at other levels may be made available on request. Some of the principal levels are described below.

17. *Collection District (CD)*—The Collection District (CD) is the smallest geographical area used in the collection and dissemination of Census data. A CD is an area containing approximately 300 dwellings in urban areas and fewer in rural areas. CD's can be aggregated to form other geographic levels, such as LGA's and Statistical Divisions.

18. *Local Government Area (LGA)*—This is a basic unit used in the presentation of Census data. LGA's correspond in all but a few instances to legal Local Government Authority Areas, e.g. City, Municipality, Shire, District Council. Because the City of Brisbane, the Northern Territory and the Australian Capital Territory do not have legal LGA's equivalent in size to other States and capital cities, they have been divided, for statistical purposes, into Census LGA's.

19. *Urban Centres*—At each Census of Population and Housing a boundary is defined for each population cluster of 1,000 or more people and for known holiday resorts of less population if they contain 250 or more dwellings of which at least 100 are occupied on Census night. These clusters are known as Urban Centres and the population and dwellings enumerated in them are classified as urban for statistical purposes. The rules used to determine Urban Centres and define their boundaries are complex. They can be made available on request.

20. *Localities*—See 'Bounded Rural Locality' under the heading 'Section of State'.

21. *Section of State*—This identifies aggregations of CD's on a basis which ignores legal boundaries. Sections of State are defined for statistical purposes only.

Five Sections of State are used:

- (a) Major Urban—Urban Centres with a population of 100,000 and over;
- (b) Other Urban—Urban Centres with a population of 1,000 to 99,999;
- (c) Bounded Rural Locality—population clusters of 200 to 999 persons;
- (d) Rural Balance—the remainder of the State;
- (e) Migratory—see explanation under 'Definitions'.

22. *Statistical Division*—Statistical Divisions are designed to be relatively homogeneous regions characterised by identifiable social and economic links between the inhabitants and between the economic units within the region, under the unifying influence of one or more major towns or cities. Capital City Statistical Divisions are predominantly urban in character and the boundaries are delineated to contain the anticipated urban development of the capital cities (and associated Urban Centres) for a period of at least twenty years.

23. *Statistical Subdivision*—A Statistical Subdivision is defined in most States on the same basis as a Statistical Division but as a portion of the latter.

24. *Statistical District*—Generally, a Statistical District is a Statistical Subdivision that meets additional criteria. Most Statistical Districts contain an Urban Centre with a population of 25,000 or more and their boundaries, like those of Capital City Statistical Divisions, are delineated to contain the anticipated urban development of the centre for a period of at least twenty years. These fixed boundaries delineate areas which for general statistical purposes are free from the problems imposed by the moving boundaries of the majority of Urban Centres.

25. In selected cases, especially in Queensland, Statistical District boundaries have been delineated around Urban Centres with a population of fewer than 25,000, where there was a demand for intercensal population estimates for the area and where existing LGA boundaries were obviously inadequate for this purpose.

26. There are three cases where Statistical Districts are not equivalent to Statistical Subdivisions. They are the Statistical Districts of Gold Coast and Albury-Wodonga which cross State boundaries and each of which consist of two Statistical Subdivisions, and the Canberra Statistical District which consists of the Canberra Statistical Division and the LGA of Queanbeyan in New South Wales.

## Terms and abbreviations

### Geographic code

27. The six digit geographic code used in Tables 1, 4, 5 and 6 in this publication indicates Statistical Division (first two digits), Statistical Subdivision or Statistical District (third digit) and Census LGA code (last three digits).

28. The Census LGA codes have been allocated in alphabetical order within each State or Territory.

29. The combination of codes shown in this series of publications thus provides a cross-reference between the various tables and maps, as well as identifying those parts of legal LGA's divided by Statistical Division, Statistical Subdivision or Statistical District boundaries (see Appendix A).

### Abbreviations

- B —Borough
- C —City
- DC —District Council
- M —Municipality
- S —Shire
- T —Town

### Other information

30. If you would like further information about the statistics available from the 1981 Census, please contact your local ABS office (see Appendix C). An *Information Paper: Census 81-Data Release Plans* (2142.0), which is available from any office of the ABS, describes the plans for data and supporting information planned for release from the 1981 Census.

### Related publications

31. *Estimated Resident Population, Australia, States and Territories, 30 June 1981, 1976 and 1971* (3217.0)

#### 1981 Census of Population and Housing:

- Preliminary Counts—Australia, States and Territories* (2209.0)
- Bulletin 2, Summary Characteristics of Persons and Dwellings* (2435.0-2443.0)
- Bulletin 3, Cross-classified Characteristics of Persons and Dwellings* (2444.0-2452.0)

Further details of the statistics contained in the above three 1981 Census of Population and Housing publications will appear in *Information Paper: Census 81—Statistical Publications* (2144.0).

A number of Information Papers about the 1981 Census are also being published. They are:

- Catalogue of 1981 Census Tables* (2139.0)(a)
- Making Sense of Census 81* (2140.0)
- Geographic Code List* (2141.0)
- Census 81—Data Release Plans* (2142.0)(a)
- Census 81—Magnetic Tape Summary Files* (2143.0)
- Census 81—Statistical Publications* (2144.0)(a)
- Census 81—Microfiche* (2145.0)
- Census 81—Maps* (2146.0)(a)
- Census 81—Industry* (2147.0)
- Census 81—Occupation* (2148.0)
- Census 81—Educational Qualification* (2149.0)
- Census 81—Dwelling, Household, Family* (2150.0)
- Census 81—Income* (2151.0)
- Census 81—Language* (2152.0)
- Census 81—Aboriginals and Torres Strait Islanders* (2153.0)

(a) already available.

### Symbols and other usages

- n.a. not available (in some cases it has not been possible to estimate comparable 1976 Census data)
- nil or rounded to zero
- .. not applicable
- r revised

Minus sign (-), followed by a figure, denotes a decrease.

## CENSUS OF POPULATION AND HOUSING—30 JUNE 1981

TABLE 1. NUMBER OF PERSONS AND DWELLINGS : LOCAL GOVERNMENT AREAS  
IN ALPHABETICAL ORDER, AUSTRALIAN CAPITAL TERRITORY, CENSUSES 1981 AND 1976

LGA Code	Local Government Area	1981 Census			1976 Census	
		Area (sq. km.)(a)	Persons	Dwellings	Persons	Dwellings
01 2 001	Acton	9.30	1,505	32	2,106	36
01 2 002	Ainslie	3.49	4,748	1,923	5,226	1,938
01 1 003	Aranda	1.63	3,047	939	3,347	946
01 2 004	Barton	1.37	713	229	709	216
01 1 005	Belconnen Town Centre	4.45	499	178	—	—
01 2 007	Braddon	1.48	2,442	1,035	2,614	987
01 1 008	Bruce	6.52	367	6	142	5
01 2 009	Campbell	5.52	4,214	1,431	4,855	1,459
01 4 010	Chapman	1.80	3,536	987	3,021	841
01 1 011	Charnwood	2.18	3,479	1,085	1,777	528
01 5 012	Chifley	1.60	2,901	1,040	2,974	943
01 2 013	City	1.40	301	25	435	60
01 1 014	Cook	1.77	3,257	1,253	2,719	782
01 5 015	Curtin	4.70	6,167	2,118	6,934	2,148
01 2 016	Deakin	3.60	2,759	997	3,021	1,005
01 2 017	Dickson	1.57	2,295	841	2,698	851
01 2 018	Downer	1.64	4,075	1,449	4,812	1,457
01 4 019	Duffy	2.05	3,855	1,148	3,945	1,131
01 1 020	Evatt	3.01	5,791	1,726	3,097	882
01 5 021	Farrer	2.11	4,066	1,223	4,180	1,186
01 4 022	Fisher	1.57	3,779	1,148	4,103	1,145
01 1 023	Florey	2.74	284	104	—	—
01 1 024	Flynn	2.08	4,289	1,254	3,988	1,142
01 2 025	Forrest	1.58	1,174	467	1,213	455
01 1 026	Fraser	2.51	2,453	719	947	387
01 2 027	Fyshwick	9.56	80	20	r106	r24
01 5 028	Garran	3.86	3,655	1,105	3,775	993
01 1 029	Giralang	2.32	3,779	1,139	2,493	866
01 3 030	Gowrie	1.90	431	204	—	—
01 2 031	Griffith	2.76	3,025	1,321	3,283	1,351
01 6 032	Gungahlin	86.77	95	34	76	35
01 2 033	Hackett	4.26	3,403	1,243	3,968	1,253
01 6 034	Hall	2.23	239	82	251	91
01 1 035	Hawker	1.98	3,030	1,006	2,852	938
01 1 036	Higgins	1.68	4,013	1,215	4,357	1,213
01 4 037	Holder	1.63	3,410	1,062	3,294	949
01 1 038	Holt	2.27	4,370	1,355	3,726	1,051
01 5 039	Hughes	1.85	3,194	1,160	3,672	1,182
01 5 040	Isaacs	2.54	—	—	—	—
01 6 041	Jerrabomberra(b)	39.17	1,020	275	1,524	307
02 1 042	Jervis Bay	74.13	787	146	687	150
01 1 043	Kaleen	5.90	7,471	2,286	—	—
01 3 044	Kambah	9.94	16,351	4,717	9,123	3,038
01 2 045	Kingston	1.13	850	398	r1,247	r431
01 6 046	Kowen	76.17	38	13	43	13
01 1 047	Latham	2.77	3,424	1,020	3,307	924
01 2 048	Lyneham	5.48	2,269	882	2,766	889
01 5 049	Lyons	2.26	3,208	1,440	3,757	1,441
01 1 050	McKellar	4.51	34	26	59	27
01 1 051	Macgregor	2.56	4,365	1,223	4,079	1,179
01 1 052	Macquarie	1.66	2,477	806	2,753	783

For footnotes see end of table.



## CENSUS OF POPULATION AND HOUSING—30 JUNE 1981

TABLE 1. NUMBER OF PERSONS AND DWELLINGS : LOCAL GOVERNMENT AREAS  
IN ALPHABETICAL ORDER, AUSTRALIAN CAPITAL TERRITORY, CENSUSES 1981 AND 1976—*continued*

LGA Code	Local Government Area	1981 Census			1976 Census	
		Area (sq. km.) (a)	Persons	Dwellings	Persons	Dwellings
01 6 053	Majura	90.85	343	57	410	56
01 5 054	Mawson	2.10	2,815	993	3,095	985
01 1 055	Melba	2.30	4,647	1,468	4,144	1,246
01 6 056	Mitchell	1.31	—	—	—	—
01 3 057	Monash	1.64	2,034	716	—	—
01 2 058	Narrabundah	3.95	5,512	1,988	6,340	2,075
01 2 059	O'Connor	4.25	5,266	2,085	6,127	2,153
01 5 060	O'Malley	3.01	105	30	81	19
01 1 061	Page	1.32	2,635	830	2,997	824
01 2 062	Parkes-Capital Hill-Russell	3.16	14	4	—	—
01 5 063	Pearce	2.46	2,938	1,011	2,953	871
01 5 064	Phillip	2.43	355	178	218	79
01 6 065	Pialligo	2.27	131	47	132	41
01 2 066	Red Hill	3.69	3,118	1,104	3,358	1,136
01 2 067	Reid	0.96	1,420	713	1,221	610
01 4 068	Rivett	1.73	4,100	1,274	4,356	1,214
01 1 069	Scullin	1.42	3,200	1,091	3,436	999
01 1 070	Spence	1.59	3,321	927	2,381	787
01 4 071	Stirling	1.34	1,287	348	1,171	340
01 6 072	Stromlo	80.39	180	51	126	48
01 6 073	Symonston	(b)	(b)	(b)	(b)	(b)
01 5 074	Torrens	1.30	2,627	838	3,060	853
01 2 076	Turner	1.54	1,968	1,002	2,138	1,068
01 3 077	Wanniassa	5.39	8,742	2,548	985	429
01 4 078	Waramanga	1.70	3,138	991	3,404	992
01 2 079	Watson	3.04	4,085	1,364	4,434	1,371
01 1 080	Weetangera	1.58	3,304	947	3,492	949
01 4 081	Weston	2.03	3,739	1,171	3,358	986
01 2 083	Yarralumla	7.10	2,888	1,143	3,310	1,152
01 1 006	Balance of Belconnen	68.99	91	28	247	25
01 3 075	Balance of Tuggeranong	140.99	98	38	96	35
01 4 082	Balance of Weston Creek	9.98	95	34	94	31
02 1 084	Remainder of A.C.T.	1,534.12	399	148	397	139

(a) These areas exclude water while in 1976 the areas published represent both land and water. (b) Jerrabomberra includes the Census LGA of Symonston.

## CENSUS OF POPULATION AND HOUSING—30 JUNE 1981

TABLE 2. NUMBER OF PERSONS : LOCAL GOVERNMENT AREAS WITHIN STATISTICAL DIVISIONS, AUSTRALIAN CAPITAL TERRITORY, CENSUSES 1981 AND 1976

LGA Code	Local Government Area	1981 Census			1976 Census	Intercensal variation	
		Males	Females	Persons	Persons	Persons	Percentage
01 CANBERRA STATISTICAL DISTRICT (A.C.T. PART)							
1 Belconnen Subdivision							
003	Aranda	1,468	1,579	3,047	3,347	-300	-8.96
005	Belconnen Town Centre	238	261	499	—	—	—
008	Bruce	150	217	367	142	225	158.45
011	Charnwood	1,715	1,764	3,479	1,777	1,702	95.78
014	Cook	1,566	1,691	3,257	2,719	538	19.79
020	Evatt	2,922	2,869	5,791	3,097	2,694	86.99
023	Florey	137	147	284	—	—	—
024	Flynn	2,188	2,101	4,289	3,988	301	7.55
026	Fraser	1,199	1,254	2,453	947	1,506	159.03
029	Giralang	1,874	1,905	3,779	2,493	1,286	51.58
035	Hawker	1,536	1,494	3,030	2,852	178	6.24
036	Higgins	1,968	2,045	4,013	4,357	-344	-7.90
038	Holt	2,138	2,232	4,370	3,726	644	17.28
043	Kaleen	3,783	3,688	7,471	—	—	—
047	Latham	1,702	1,722	3,424	3,307	117	3.54
050	McKellar	17	17	34	59	-25	-42.37
051	Macgregor	2,190	2,175	4,365	4,079	286	7.01
052	Macquarie	1,242	1,235	2,477	2,753	-276	-10.03
055	Melba	2,250	2,397	4,647	4,144	503	12.14
061	Page	1,280	1,355	2,635	2,997	-362	-12.08
069	Scullin	1,587	1,613	3,200	3,436	-236	-6.87
070	Spence	1,617	1,704	3,321	2,381	940	39.48
080	Weetangera	1,630	1,674	3,304	3,492	-188	-5.38
006	Balance of Belconnen	54	37	91	247	-156	-63.16
Total Subdivision		36,451	37,176	73,627	56,340	17,287	30.68
Urban		36,397	37,139	73,536	56,093	17,443	31.10
Rural		54	37	91	247	-156	-63.16
2 Canberra Central Subdivision							
001	Acton	793	712	1,505	2,106	-601	-28.54
002	Ainslie	2,341	2,407	4,748	5,226	-478	-9.15
004	Barton	490	223	713	709	4	0.56
007	Braddon	1,203	1,239	2,442	2,614	-172	-6.58
009	Campbell	2,337	1,877	4,214	4,855	-641	-13.20
013	City	191	110	301	435	-134	-30.80
016	Deakin	1,293	1,466	2,759	3,021	-262	-8.67
017	Dickson	1,142	1,153	2,295	2,698	-403	-14.94
018	Downer	2,060	2,015	4,075	4,812	-737	-15.32
025	Forrest	590	584	1,174	1,213	-39	-3.22
027	Fyshwick	52	28	80	106	-26	-24.53
031	Griffith	1,423	1,602	3,025	3,283	-258	-7.86
033	Hackett	1,674	1,729	3,403	3,968	-565	-14.23
045	Kingston	426	424	850	1,247	-397	-31.84
048	Lynham	1,089	1,180	2,269	2,766	-497	-17.97
058	Narrabundah	2,732	2,780	5,512	6,340	-828	-13.06
059	O'Connor	2,619	2,647	5,266	6,127	-861	-14.05
062	Parkes-Capital Hill-Russell	7	7	14	—	—	—
066	Red Hill	1,586	1,532	3,118	3,358	-240	-7.15
067	Reid	671	749	1,420	1,221	199	16.30
076	Turner	1,005	963	1,968	2,138	-170	-7.95
079	Watson	2,005	2,080	4,085	4,434	-349	-7.87
083	Yarralumla	1,402	1,486	2,888	3,310	-422	-12.75
Total Subdivision		29,131	28,993	58,124	65,987	-7,863	-11.92
Urban		29,131	28,993	58,124	65,987	-7,863	-11.92
3 Tuggeranong Subdivision							
030	Gowrie	218	213	431	—	—	—
044	Kambah	8,236	8,115	16,351	9,123	7,228	79.23
057	Monash	1,018	1,016	2,034	—	—	—
077	Wanniassa	4,352	4,390	8,742	985	7,757	787.51
075	Balance of Tuggeranong	56	42	98	96	2	2.08
Total Subdivision		13,880	13,776	27,656	10,204	17,452	171.03
Urban		13,824	13,734	27,558	9,382	18,176	193.7
Rural		56	42	98	822	-724	-88.08

## CENSUS OF POPULATION AND HOUSING—30 JUNE 1981

TABLE 2. NUMBER OF PERSONS : LOCAL GOVERNMENT AREAS WITHIN STATISTICAL DIVISIONS, AUSTRALIAN CAPITAL TERRITORY, CENSUSES 1981 AND 1976—continued

LGA Code	Local Government Area	1981 Census		1976 Census	Intercensal variation		
		Males	Females	Persons	Persons	Persons	Percentage
01 CANBERRA STATISTICAL DISTRICT (A.C.T. PART)—continued							
4 Weston Creek Subdivision							
010	Chapman	1,779	1,757	3,536	3,021	515	17.05
019	Duffy	1,904	1,951	3,855	3,945	-90	-2.28
022	Fisher	1,853	1,926	3,779	4,103	-324	-7.90
037	Holder	1,666	1,744	3,410	3,294	116	3.52
068	Rivett	2,014	2,086	4,100	4,356	-256	-5.68
071	Stirling	625	662	1,287	1,171	116	9.91
078	Waramunga	1,551	1,587	3,138	3,404	-266	-7.81
081	Weston	1,841	1,898	3,739	3,358	381	11.35
082	Balance of Weston Creek	47	48	95	94	1	1.06
Total Subdivision		13,280	13,659	26,939	26,746	193	0.72
Urban		13,233	13,611	26,844	26,652	192	0.72
Rural		47	48	95	94	1	1.06
5 Woden Valley Subdivision							
012	Chifley	1,420	1,481	2,901	2,974	-73	-2.45
015	Curtin	3,053	3,114	6,167	6,934	-767	-11.06
021	Farrer	1,983	2,083	4,066	4,180	-114	-2.73
028	Garran	1,704	1,951	3,655	3,775	-120	-3.18
039	Hughes	1,612	1,582	3,194	3,672	-478	-13.02
040	Isaacs	—	—	—	—	—	—
049	Lyons	1,547	1,661	3,208	3,757	-549	-14.61
054	Mawson	1,433	1,382	2,815	3,095	-280	-9.05
060	O'Malley	59	46	105	81	24	29.63
063	Pearce	1,435	1,503	2,938	2,953	-15	-0.51
064	Phillip	157	198	355	218	137	62.84
074	Torrens	1,332	1,295	2,627	3,060	-433	-14.15
Total Subdivision		15,735	16,296	32,031	34,699	-2,668	-7.69
Urban		15,735	16,296	32,031	34,618	-2,587	-7.47
Rural		—	—	—	81	-81	-100.00
6 Balance Statistical District (A.C.T. Part)							
032	Gungahlin	51	44	95	76	19	25.00
034	Hall	126	113	239	251	-12	-4.78
041	Jerrabomberra(a)	584	436	1,020	1,524	-504	-33.07
046	Kowen	25	13	38	43	-5	-11.63
053	Majura	232	111	343	410	-67	-16.34
056	Mitchell	—	—	—	—	—	—
065	Pialligo	70	61	131	132	-1	-0.76
072	Stromlo	99	81	180	126	54	42.86
073	Symonston	(a)	(a)	(a)	(a)	(a)	(a)
Total District		1,187	859	2,046	2,562	-516	-20.14
Urban		744	494	1,238	1,785	-547	-30.64
Rural		443	365	808	777	31	3.99
Total Canberra Statistical District (A.C.T. Part)		109,664	110,759	220,423	196,538	23,885	12.15
Urban		109,064	110,267	219,331	194,517	24,814	12.76
Rural		600	492	1,092	2,021	-929	-45.97
02 BALANCE OF TERRITORY							
042	Jervis Bay	526	261	787	687	100	14.56
084	Remainder of A.C.T.	225	174	399	397	2	0.50
Total Balance of Territory		751	435	1,186	1,084	102	9.41
Rural		751	435	1,186	1,084	102	9.41
TOTAL TERRITORY		110,415	111,194	221,609	197,622	23,987	12.14
Urban		109,064	110,267	219,331	194,517	24,814	12.76
Rural		1,351	927	2,278	3,105	-827	-26.63

(a) Jerrabomberra includes the Census LGA of Symonston.

## CENSUS OF POPULATION AND HOUSING—30 JUNE 1981

TABLE 3a. NUMBER OF DWELLINGS : LOCAL GOVERNMENT AREAS WITHIN STATISTICAL DIVISIONS, AUSTRALIAN CAPITAL TERRITORY, CENSUSES 1981 AND 1976

DIVISIONS, AUSTRALIAN CAPITAL TERRITORY, CENSUSES 1981 AND 1976

LGA Code	Local Government Area	1981 Census			1976 Census			Intercensal variation	
		Total occupied dwellings	Un-occupied dwellings	Total dwellings	Total occupied dwellings	Un-occupied dwellings	Total dwellings	Total dwellings	Per-centage
01 CANBERRA STATISTICAL DISTRICT (A.C.T. PART)									
	1 Belconnen Subdivision								
003	Aranda	905	34	939	907	39	946	-7	-0.74
005	Belconnen Town Centre	171	7	178	—	—	—	—	—
008	Bruce	5	1	6	5	—	5	1	20.00
011	Charnwood	1,046	39	1,085	486	42	528	557	105.49
014	Cook	1,170	83	1,253	746	36	782	471	60.23
020	Evatt	1,664	62	1,726	854	28	882	844	95.69
023	Florey	87	17	104	—	—	—	—	—
024	Flynn	1,195	59	1,254	1,090	52	1,142	112	9.81
026	Fraser	698	21	719	308	79	387	332	85.79
029	Giralang	1,096	43	1,139	810	56	866	273	31.52
035	Hawker	956	50	1,006	823	115	938	68	7.25
036	Higgins	1,160	55	1,215	1,161	52	1,213	2	0.16
038	Holt	1,287	68	1,355	1,015	36	1,051	304	28.92
043	Kaleen	2,216	70	2,286	—	—	—	—	—
047	Latham	976	44	1,020	881	43	924	96	10.39
050	McKellar	8	18	26	19	8	27	-1	-3.70
051	Macgregor	1,173	50	1,223	1,136	43	1,179	44	3.73
052	Macquarie	762	44	806	746	37	783	23	2.94
055	Melba	1,397	71	1,468	1,190	56	1,246	222	17.82
061	Page	798	32	830	782	42	824	6	0.73
069	Scullin	1,041	50	1,091	973	26	999	92	9.21
070	Spence	904	23	927	685	102	787	140	17.79
080	Westangera	906	41	947	886	63	949	-2	-0.21
006	Balance of Belconnen	27	1	28	21	4	25	3	12.00
	Total Subdivision	21,648	983	22,631	15,524	959	16,483	6,148	37.29
	Urban	21,621	982	22,603	15,503	955	16,458	6,145	37.34
	Rural	27	1	28	21	4	25	3	12.00
	2 Canberra Central Subdivision								
001	Acton	31	1	32	32	4	36	-4	-11.11
002	Ainslie	1,793	130	1,923	1,835	103	1,938	-15	-0.77
004	Barton	197	32	229	195	21	216	13	6.02
007	Braddon	942	93	1,035	895	92	987	48	4.86
009	Campbell	1,340	91	1,431	1,355	104	1,459	-28	1.92
013	City	21	4	25	35	25	60	-35	-58.33
016	Deakin	932	65	997	939	66	1,005	-8	-0.80
017	Dickson	789	52	841	803	48	851	-10	-1.18
018	Downer	1,392	57	1,449	1,407	50	1,457	-8	-0.55
025	Forrest	388	79	467	379	76	455	12	2.64
027	Fyshwick	21	—	21	r23	r3	r26	-5	-19.23
031	Griffith	1,213	108	1,321	1,231	120	1,351	-30	-2.22
033	Hackett	1,156	87	1,243	1,184	69	1,253	-10	-0.80
045	Kingston	350	48	398	r399	r32	r431	-33	-7.66
048	Lyneham	828	54	882	840	49	889	-7	-0.79
058	Narrabundah	1,843	145	1,988	1,933	142	2,075	-87	-4.19
059	O'Connor	1,973	112	2,085	2,028	125	2,153	-68	-3.16
062	Parkes-Capital Hill-Russell	4	—	4	n.a.	n.a.	n.a.	n.a.	n.a.
066	Red Hill	1,025	79	1,104	1,037	99	1,136	-32	-2.82
067	Reid	639	74	713	559	51	610	103	16.89
076	Turner	901	101	1,002	975	93	1,068	-66	-6.18
079	Watson	1,292	72	1,364	1,309	62	1,371	-7	-0.51
083	Yarralumla	1,083	60	1,143	1,084	68	1,152	-9	-0.78
	Total Subdivision	20,153	1,544	21,697	20,477	1,502	21,979	-282	-1.28
	Urban	20,153	1,544	21,697	20,477	1,502	21,979	-282	-1.28
	3 Tuggeranong Subdivision								
030	Gowrie	146	58	204	—	—	—	—	—
044	Kambah	4,567	150	4,717	2,725	313	3,038	1,679	55.27
057	Monash	646	70	716	—	—	—	—	—
077	Wanniassa	2,478	70	2,548	303	126	429	2,119	493.94
075	Balance of Tuggeranong	32	6	38	32	3	35	3	8.57
	Total Subdivision	7,869	354	8,223	3,060	442	3,502	4,721	134.81
	Urban	7,837	348	8,185	2,816	336	3,152	5,033	159.68
	Rural	32	6	38	244	106	350	-312	-89.14

## CENSUS OF POPULATION AND HOUSING—30 JUNE 1981

TABLE 3a. NUMBER OF DWELLINGS : LOCAL GOVERNMENT AREAS WITHIN STATISTICAL DIVISIONS, AUSTRALIAN CAPITAL TERRITORY, CENSUSES 1981 AND 1976—continued

LGA Code	Local Government Area	1981 Census			1976 Census			Intercensal variation	
		Total occupied dwellings	Un-occupied dwellings	Total dwellings	Total occupied dwellings	Un-occupied dwellings	Total dwellings	Total dwellings	Percentage
01 CANBERRA STATISTICAL DISTRICT (A.C.T. PART)—continued									
	4 Weston Creek Subdivision								
010	Chapman	950	37	987	788	53	841	146	17.36
019	Duffy	1,105	43	1,148	1,070	61	1,131	17	1.50
022	Fisher	1,106	42	1,148	1,086	59	1,145	3	0.26
037	Holder	1,010	52	1,062	887	62	949	113	11.91
068	Rivett	1,222	52	1,274	1,164	50	1,214	60	4.94
071	Stirling	340	8	348	327	13	340	8	2.35
078	Waramanga	948	43	991	929	63	992	-1	-0.10
081	Weston	1,116	55	1,171	909	77	986	185	18.76
082	Balance of Weston Creek	30	4	34	29	2	31	3	9.68
	Total Subdivision	7,827	336	8,163	7,189	440	7,629	534	7.00
	Urban	7,797	332	8,129	7,160	438	7,598	531	6.99
	Rural	30	4	34	29	2	31	3	9.68
	5 Woden Valley Subdivision								
012	Chifley	987	53	1,040	816	127	943	97	10.29
015	Curtin	2,019	99	2,118	2,032	116	2,148	-30	-1.40
021	Farrer	1,164	59	1,223	1,136	50	1,186	37	3.12
028	Garran	1,035	70	1,105	926	67	993	112	11.28
039	Hughes	1,097	63	1,160	1,123	59	1,182	-22	-1.86
040	Isaacs	—	—	—	—	—	—	—	—
049	Lyons	1,346	94	1,440	1,360	81	1,441	-1	-0.07
054	Mawson	955	38	993	928	57	985	8	0.81
060	O'Malley	24	6	30	18	1	19	11	57.89
063	Pearce	952	59	1,011	818	53	871	140	16.07
064	Phillip	149	29	178	73	6	79	99	125.32
074	Torrens	785	53	838	818	35	853	-15	-1.76
	Total Subdivision	10,513	623	11,136	10,048	652	10,700	436	4.07
	Urban	10,513	623	11,136	10,030	651	10,681	455	4.26
	Rural	—	—	—	18	1	19	-19	-100.00
	6 Balance of Statistical District (A.C.T. Part)								
032	Gungahlin	29	5	34	28	7	35	-1	-2.86
034	Hall	78	4	82	78	13	91	-9	-9.89
041	Jerrabomberra(a)	233	42	275	258	49	307	-32	-10.42
046	Kowen	11	2	13	13	—	13	—	—
053	Majura	50	7	57	52	4	56	1	1.79
056	Mitchell	—	—	—	—	—	—	—	—
065	Pialligo	38	9	47	39	2	41	6	14.63
072	Stromlo	45	6	51	38	10	48	3	6.25
073	Symonston	(a)	(a)	(a)	(a)	(a)	(a)	(a)	(a)
	Total District	484	75	559	506	85	591	-32	-5.41
	Urban	261	54	315	297	50	347	-32	-9.22
	Rural	223	21	244	209	35	244	—	—
Total Canberra Statistical District (A.C.T. Part)		68,494	3,915	72,409	56,804	4,080	60,884	11,525	18.93
	Urban	68,182	3,883	72,065	56,283	3,932	60,215	11,850	19.68
	Rural	312	32	344	521	148	669	-325	-48.58
02 BALANCE OF TERRITORY									
042	Jervis Bay	128	18	146	128	22	150	-4	-2.67
084	Remainder of A.C.T.	118	30	148	114	25	139	9	6.47
	Total Balance of Territory	246	48	294	242	47	289	5	1.73
	Rural	246	48	294	242	47	289	5	1.73
	TOTAL TERRITORY	68,740	3,963	72,703	57,046	4,127	61,173	11,530	18.85
	Urban	68,182	3,883	72,065	56,283	3,932	60,215	11,850	19.68
	Rural	558	80	638	763	195	958	-320	-33.40

(a) Jerrabomberra includes the Census LGA of Symonston.

## CENSUS OF POPULATION AND HOUSING—30 JUNE 1981

TABLE 3b. NUMBER OF DWELLINGS: STATISTICAL SUBDIVISIONS AND DIVISIONS,  
AUSTRALIAN CAPITAL TERRITORY, CENSUS 1981

		1981 Census				
		Occupied dwellings			Un-occupied dwellings	Total dwellings
Code	Division/subdivision	Private	Non-private	Total		
01 CANBERRA STATISTICAL DISTRICT (A.C.T. PART)						
1	Belconnen Subdivision	21,635	13	21,648	983	22,631
2	Canberra Central Subdivision	20,048	105	20,153	1,544	21,697
3	Tuggeranong Subdivision	7,867	2	7,869	354	8,223
4	Weston Creek Subdivision	7,823	4	7,827	336	8,163
5	Woden Valley Subdivision	10,503	10	10,513	623	11,136
6	Balance of Statistical District (A.C.T. Part)	475	9	484	75	559
Total Canberra Statistical District (A.C.T. Part)		68,351	143	68,494	3,915	72,409
02 BALANCE OF TERRITORY						
	Balance of Territory	240	6	246	48	294
TOTAL TERRITORY		68,591	149	68,740	3,963	72,703
	Urban	68,045	137	68,182	3,883	72,065
	Rural	546	12	558	80	638

## CENSUS OF POPULATION AND HOUSING—30 JUNE 1981

TABLE 4. OCCUPANCY RATIO AND PERSONS IN OCCUPIED PRIVATE DWELLINGS:  
LOCAL GOVERNMENT AREAS IN ALPHABETICAL ORDER, AUSTRALIAN CAPITAL TERRITORY, CENSUSES 1981 AND 1976

LGA Code	Local Government Area	1981 Census		1976 Census	
		Persons	Occupancy ratio(a)	Persons	Occupancy ratio(a)
01 2 001	Acton	57	3.0	56	3.1
01 2 002	Ainslie	4,542	2.5	5,135	2.8
01 1 003	Aranda	2,916	3.2	3,207	3.5
01 2 004	Barton	288	1.5	312	1.6
01 1 005	Belconnen Town Centre	423	2.5	—	..
01 2 007	Braddon	1,815	1.9	1,985	2.2
01 1 008	Bruce	6	3.0	5	1.3
01 2 009	Campbell	3,634	2.7	4,233	3.1
01 4 010	Chapman	3,521	3.7	3,011	3.8
01 1 011	Charnwood	3,476	3.3	1,777	3.7
01 5 012	Chifley	2,901	2.9	2,974	3.6
01 2 013	City	31	1.9	45	1.7
01 1 014	Cook	3,257	2.8	2,715	3.6
01 5 015	Curtin	6,144	3.0	6,920	3.4
01 2 016	Deakin	2,530	2.7	2,866	3.1
01 2 017	Dickson	2,193	2.8	2,637	3.3
01 2 018	Downer	4,035	2.9	4,785	3.4
01 4 019	Duffy	3,855	3.5	3,945	3.7
01 1 020	Evatt	5,791	3.5	3,097	3.6
01 5 021	Farrer	3,988	3.4	4,180	3.7
01 4 022	Fisher	3,779	3.4	4,103	3.8
01 1 023	Florey	284	3.3	—	..
01 1 024	Flynn	4,289	3.6	3,988	3.7
01 2 025	Forrest	1,063	2.8	1,086	2.9
01 1 026	Fraser	2,453	3.5	947	3.1
01 2 027	Fyshwick	57	2.9	79	3.8
01 5 028	Garran	3,184	3.1	3,166	3.4
01 1 029	Giralang	3,779	3.4	2,493	3.1
01 3 030	Gowrie	431	3.0	—	..
01 2 031	Griffith	2,894	2.4	3,198	2.6
01 6 032	Gungahlin	95	3.3	76	2.7
01 2 033	Hackett	3,403	2.9	3,968	3.4
01 6 034	Hall	239	3.1	251	3.2
01 1 035	Hawker	2,994	3.1	2,812	3.4
01 1 036	Higgins	4,013	3.5	4,357	3.8
01 4 037	Holder	3,410	3.4	3,294	3.7
01 1 038	Holt	4,368	3.4	3,723	3.7
01 5 039	Hughes	3,194	2.9	3,672	3.3
01 5 040	Isaacs	—	..	—	..
01 6 041	Jerrabomberra	516	2.3	585	2.7
02 1 042	Jervis Bay	466	3.7	486	4.1
01 1 043	Kaleen	7,471	3.4	—	..
01 3 044	Kambah	16,347	3.6	9,123	3.3
01 2 045	Kingston	787	2.3	1,185	3.0
01 6 046	Kowen	38	3.5	43	3.3
01 1 047	Latham	3,424	3.5	3,307	3.8
01 2 048	Lynham	2,154	2.6	2,554	3.1
01 5 049	Lyons	3,208	2.4	3,752	2.8
01 1 050	McKellar	22	3.1	51	3.2
01 1 051	Macgregor	4,365	3.7	4,079	3.6
01 1 052	Macquarie	2,463	3.2	2,724	3.7

For footnote see end of table.

## CENSUS OF POPULATION AND HOUSING—30 JUNE 1981

**TABLE 4. OCCUPANCY RATIO AND PERSONS IN OCCUPIED PRIVATE DWELLINGS:**  
**LOCAL GOVERNMENT AREAS IN ALPHABETICAL ORDER, AUSTRALIAN CAPITAL TERRITORY, CENSUSES 1981 AND 1976—**  
*continued*

LGA Code	Local Government Area	1981 Census		1976 Census	
		Persons	Occupancy ratio(a)	Persons	Occupancy ratio(a)
01 6 053	Majura	175	3.7	178	3.6
01 5 054	Mawson	2,780	2.9	3,075	3.3
01 1 055	Melba	4,637	3.3	4,135	3.5
01 6 056	Mitchell	—	..	—	..
01 3 057	Monash	2,034	3.1	—	..
01 2 058	Narrabundah	5,172	2.8	6,121	3.2
01 2 059	O'Connor	5,083	2.6	5,969	3.0
01 5 060	O'Malley	105	4.4	81	4.5
01 1 061	Page	2,635	3.3	2,997	3.8
01 2 062	Parkes-Capitol Hill-Russell	14	3.5	—	..
01 5 063	Pearce	2,918	3.1	2,939	3.6
01 5 064	Phillip	355	2.4	218	2.9
01 6 065	Pialligo	131	3.4	132	3.3
01 2 066	Red Hill	2,883	2.8	3,150	3.0
01 2 067	Reid	1,325	2.1	1,162	2.1
01 4 068	Rivett	4,100	3.4	4,356	3.7
01 1 069	Scullin	3,200	3.1	3,436	3.5
01 1 070	Spence	3,321	3.7	2,381	3.5
01 4 071	Stirling	1,284	3.8	1,171	3.6
01 6 072	Stromlo	139	3.2	124	3.3
01 6 073	Symonston	—	..	—	..
01 5 074	Torrens	2,627	3.3	3,060	3.7
01 2 076	Turner	1,705	1.9	1,939	2.0
01 3 077	Wanniassa	8,742	3.5	985	3.3
01 4 078	Waramanga	3,138	3.3	3,404	3.7
01 2 079	Watson	3,660	2.9	4,261	3.3
01 1 080	Weetangera	3,304	3.6	3,492	3.9
01 4 081	Weston	3,643	3.3	3,358	3.7
01 2 083	Yarralumla	2,881	2.7	3,286	3.0
01 1 006	Balance of Belconnen	91	3.4	73	3.5
01 3 075	Balance of Tuggeranong	92	3.0	96	3.0
01 4 082	Balance of Weston Creek	89	3.1	94	3.2
02 1 084	Remainder of A.C.T.	353	3.1	386	3.4

(a) Average number of persons per occupied private dwelling.



## CENSUS OF POPULATION AND HOUSING—30 JUNE 1981

TABLE 5. NUMBER OF PERSONS : URBAN CENTRES AND BOUNDED RURAL LOCALITIES  
IN ALPHABETICAL ORDER, AUSTRALIAN CAPITAL TERRITORY, CENSUSES 1981 AND 1976

LGA Code	Urban centre or bounded locality	1981 Census			1976 Census	Intercensal variation	
		Males	Females	Persons	Persons	Persons	Percentage
01 6 034	Canberra (part)	109,064	110,267	219,331	194,517	24,814	12.76
	Hall	126	113	239	251	-12	-4.78

TABLE 6. NUMBER OF PERSONS AND DWELLINGS : URBAN CENTRES AND BOUNDED RURAL LOCALITIES  
IN SIZE ORDER, AUSTRALIAN CAPITAL TERRITORY, CENSUSES 1981 AND 1976

LGA Code	Urban centre or bounded locality	1981 Census					1976 Census			
		Occupied dwellings					Persons	Total occupied dwellings	Un-occupied dwellings	Total dwellings
		Persons	Private	Non-private	Un-occupied dwellings	Total dwellings				
01 6 034	Canberra (part)	219,331	68,045	137	3,883	72,065	194,517	56,283	3,932	60,215
	Hall	239	78	—	4	82	251	78	13	91

TABLE 7. DISTRIBUTION OF PERSONS AND URBAN CENTRES BY SIZE  
OF URBAN CENTRE, AUSTRALIAN CAPITAL TERRITORY, CENSUSES 1981 AND 1976

Size (number of persons) of urban centres	1981 Census			1976 Census			Intercensal variation	
	No. of urban centres	Persons	Percentage of persons	No. of urban centres	Persons	Percentage of persons	Persons	Percentage
Frequency distribution—								
500,000 and over	..	..	..	..	..	..	..	..
100,000-499,999	1	219,331	98.90	1	194,517	98.42	24,814	12.76
1,000-99,999	..	..	..	..	..	..	..	..
Less than 1,000(a)	..	..	..	..	..	..	..	..
<b>Total persons in urban centres</b>	<b>1</b>	<b>219,331</b>	<b>98.90</b>	<b>1</b>	<b>194,517</b>	<b>98.42</b>	<b>24,814</b>	<b>12.76</b>
Cumulative frequency distribution—								
500,000 and over	..	..	..	..	..	..	..	..
100,000 and over	1	219,331	98.90	1	194,517	98.42	24,814	12.76
1,000 and over	1	219,331	98.90	1	194,517	98.42	24,814	12.76
<b>Total persons in urban centres(a)</b>	<b>1</b>	<b>219,331</b>	<b>98.90</b>	<b>1</b>	<b>194,517</b>	<b>98.42</b>	<b>24,814</b>	<b>12.76</b>

(a) Includes known holiday resorts classified as urban for statistical purposes.

## APPENDIX A

### MAJOR CHANGES TO STATISTICAL DIVISIONS, STATISTICAL SUBDIVISIONS AND DISTRICTS, LOCAL GOVERNMENT AREAS AND URBAN CENTRES, AUSTRALIAN CAPITAL TERRITORY, 1976 TO 1981

#### 1. STATISTICAL DIVISIONS, SUBDIVISIONS AND DISTRICTS

The Canberra City District was abolished by the District Ordinance, February 1976, and the Australian Capital Territory was divided into eighteen Districts. As there is no system of local government equivalent to that in the States, these districts and their divisions have been treated as LGA's for Census purposes.

The A.C.T. has been divided into the Canberra Statistical District (A.C.T. Part) and the Balance of Territory.

The Canberra Statistical District (A.C.T. Part) has been further sub-divided into six Statistical Subdivisions corresponding with the following Districts: Canberra Central, Woden Valley, Weston Creek, Belconnen, Tuggeranong and the Balance of the Statistical District.

The Balance of the Statistical District includes the Districts of Gungahlin, Hall, Jerrabomberra, Kowen, Majura, Mitchell, Pialligo, Stromlo and Symonston.

The Balance of Territory includes Jervis Bay and the Remainder of the A.C.T. (see below).

The total population of the Canberra Statistical District, including the Municipality of Queanbeyan, was 239,798\* persons in 1981, compared with 215,461 in 1976.

The total population of urban Canberra, including the urban population of the Municipality of Queanbeyan, was 238,379\* in 1981, compared with 213,055 in 1976.

\* Note that the Queanbeyan component of this figure is only preliminary.

#### 2. LOCAL GOVERNMENT AREAS

The following LGA's were not separately identified at the 1976 Census:

Barton	Mitchell
Belconnen Town Centre	Monash
Bruce	O'Malley
Florey	Parkes (includes Capital Hill and Russell)
Gowrie	Phillip (includes Swinger Hill)
Isaacs	Pialligo
Kaleen	Symonston
McKellar	

At the 1981 Census, the following LGA's have not been treated separately, and are included in the areas indicated:

Jerrabomberra Subdivision includes:

Oaks Estate

Tuggeranong Subdivision Balance includes:

Calwell	Isabella Plains
Chisholm	Richardson
Fadden	Theodore
Gilmore	

In addition, the Remainder of the A.C.T. includes the Districts of:

Booth	Paddys River
Coree	Rendezvous Creek
Cotter River	Tennent
Mt Clear	

IN CONFIDENCE



APPENDIX B

State	
Div.	
S. Div.	
C.D.	
Rec. No.	

AUSTRALIAN BUREAU OF STATISTICS

# Census of Population and Housing Australia

30 June 1981

## Householder's Schedule

Dear Householder,

Tuesday, 30 June 1981, is Census Day.

The census is an important statistical collection, which not only counts the number of people throughout Australia, but also measures such things as internal migration, occupation and industry of those in the labour force, and housing conditions. The enclosed pamphlet gives you a more detailed description of the value of the data collected in the census and the uses to which they will be put.

The census is the only way of getting a complete picture of all persons in Australia at the one time.

The Australian Bureau of Statistics is required by law to take a complete census of Australia every five years. The Act under which the census is taken is called the *Census and Statistics Act 1905*. This Act makes it compulsory for you to provide the information requested.

For your protection the same Act guarantees that your answers will be treated in confidence. All staff engaged on the census are required by law to protect the confidentiality of information collected. It would be an offence for any information relating to an identifiable person or household to be released to any other Government Department or agency, or indeed to anyone outside the Statistics Bureau.

If you have difficulties filling out this form, please ask the Collector for help or telephone.....

Your co-operation in carefully completing the form will contribute greatly to the success of the census.

AUSTRALIAN STATISTICIAN

Signature of Person .....

Address:

No. and street .....

Suburb, town or locality ..... Postcode .....

Date .....

### HOW TO FILL IN THIS SCHEDULE

#### What is a Household?

Persons living and eating together as a domestic unit are a household. A person living alone is also a household. If there is more than one household in this dwelling, obtain extra Schedules from the Collector AND FILL IN A SEPARATE SCHEDULE FOR EACH HOUSEHOLD.

#### Who to Include

List in the top row all persons (including visitors) who spent the night of Tuesday, 30 June 1981, in this household or returned on Wednesday, 1 July 1981, without having been counted elsewhere. USE ONE COLUMN FOR EACH PERSON. If there are more than 8 persons in this household, obtain extra Forms from the Collector.

On pages 1-5 give details of all persons who spent the night of Tuesday, 30 June 1981, in this household.

Complete particulars of this dwelling on page 5.

#### When Answering Questions

Please use ink or ball point pen.

Read the questions and instructions carefully; give your answer and then go to the next question.

Most answers can be given simply by placing a tick in an appropriate box.

If you do not know the exact answer, give the best estimate you can.

#### Privacy

If any person in your household prefers, for privacy reasons, not to be recorded on this Schedule, please ask the Collector for a Personal Form and envelope. The completed Form should be sealed in the envelope and delivered unopened to the Collector.

Please ask for an envelope in which to seal your completed Schedule and/or Personal Form(s), if you wish the Collector not to see them.

#### Finally

After filling in the Schedule, please sign it and enter the required address on the front page in the space provided.

The Collector will return as soon as possible after Tuesday, 30 June 1981, for the Schedule.

### COLLECTOR'S USE ONLY

Males	Females	Persons

Signature of Collector .....

Please complete one column for each person.

For each person who uses a Personal Form, write only the name, sex and relationship to Person 1 and write "P.F." in the age question on this Schedule.

For a household with more than 8 persons, please contact the Collector.

<b>1. Name of each person who spent the night of 30 June 1981 in this household:</b>  • Include any person who returned on Wednesday, 1 July 1981, without having been counted elsewhere. • Record details for all adults, children and babies (including visitors) who spent the night of Tuesday, 30 June 1981, in this household. • Enter the household head or any adult household member as Person 1.	<b>PERSON 1</b>  Christian or given name .....  Surname .....	<b>PERSON 2</b>  Christian or given name .....  Surname .....	<b>PERSON 3</b>  Christian or given name .....  Surname .....	<b>PERSON 4</b>  Christian or given name .....  Surname .....	<b>PERSON 5</b>  Christian or given name .....  Surname .....	<b>PERSON 6</b>  Christian or given name .....  Surname .....	<b>PERSON 7</b>  Christian or given name .....  Surname .....	<b>PERSON 8</b>  Christian or given name .....  Surname .....
<b>2. Sex:</b> • Tick one box for each person (e.g. <input checked="" type="checkbox"/> ).	Male <input type="checkbox"/> or Female <input type="checkbox"/>	Male <input type="checkbox"/> or Female <input type="checkbox"/>	Male <input type="checkbox"/> or Female <input type="checkbox"/>	Male <input type="checkbox"/> or Female <input type="checkbox"/>	Male <input type="checkbox"/> or Female <input type="checkbox"/>	Male <input type="checkbox"/> or Female <input type="checkbox"/>	Male <input type="checkbox"/> or Female <input type="checkbox"/>	Male <input type="checkbox"/> or Female <input type="checkbox"/>
<b>3. Age:</b> • In years and completed months. • If age is less than one year write "0" years and the number of completed months.	..... years ..... months	..... years ..... months	..... years ..... months	..... years ..... months	..... years ..... months	..... years ..... months	..... years ..... months	..... years ..... months
<b>4. What is each person's relationship to Person 1?</b>  • Examples of other relationships: mother, father, sister, son-in-law, granddaughter, uncle, boarder, visitor, co-tenant, flatmate, commune member, etc..	<b>Person 1</b>  Wife ..... <input type="checkbox"/> 1 Husband ..... <input type="checkbox"/> 2 Son ..... <input type="checkbox"/> 3 Daughter ..... <input type="checkbox"/> 4 Other ..... <input type="checkbox"/> 5 Please state .....	Wife ..... <input type="checkbox"/> 1 Husband ..... <input type="checkbox"/> 2 Son ..... <input type="checkbox"/> 3 Daughter ..... <input type="checkbox"/> 4 Other ..... <input type="checkbox"/> 5 Please state .....	Wife ..... <input type="checkbox"/> 1 Husband ..... <input type="checkbox"/> 2 Son ..... <input type="checkbox"/> 3 Daughter ..... <input type="checkbox"/> 4 Other ..... <input type="checkbox"/> 5 Please state .....	Wife ..... <input type="checkbox"/> 1 Husband ..... <input type="checkbox"/> 2 Son ..... <input type="checkbox"/> 3 Daughter ..... <input type="checkbox"/> 4 Other ..... <input type="checkbox"/> 5 Please state .....	Wife ..... <input type="checkbox"/> 1 Husband ..... <input type="checkbox"/> 2 Son ..... <input type="checkbox"/> 3 Daughter ..... <input type="checkbox"/> 4 Other ..... <input type="checkbox"/> 5 Please state .....	Wife ..... <input type="checkbox"/> 1 Husband ..... <input type="checkbox"/> 2 Son ..... <input type="checkbox"/> 3 Daughter ..... <input type="checkbox"/> 4 Other ..... <input type="checkbox"/> 5 Please state .....	Wife ..... <input type="checkbox"/> 1 Husband ..... <input type="checkbox"/> 2 Son ..... <input type="checkbox"/> 3 Daughter ..... <input type="checkbox"/> 4 Other ..... <input type="checkbox"/> 5 Please state .....	Wife ..... <input type="checkbox"/> 1 Husband ..... <input type="checkbox"/> 2 Son ..... <input type="checkbox"/> 3 Daughter ..... <input type="checkbox"/> 4 Other ..... <input type="checkbox"/> 5 Please state .....
<b>5. What is each person's present marital status?</b>	Never married ..... <input type="checkbox"/> 1 Now married ..... <input type="checkbox"/> 2 Separated but not divorced ..... <input type="checkbox"/> 3 Divorced ..... <input type="checkbox"/> 4 Widowed ..... <input type="checkbox"/> 5	Never married ..... <input type="checkbox"/> 1 Now married ..... <input type="checkbox"/> 2 Separated but not divorced ..... <input type="checkbox"/> 3 Divorced ..... <input type="checkbox"/> 4 Widowed ..... <input type="checkbox"/> 5	Never married ..... <input type="checkbox"/> 1 Now married ..... <input type="checkbox"/> 2 Separated but not divorced ..... <input type="checkbox"/> 3 Divorced ..... <input type="checkbox"/> 4 Widowed ..... <input type="checkbox"/> 5	Never married ..... <input type="checkbox"/> 1 Now married ..... <input type="checkbox"/> 2 Separated but not divorced ..... <input type="checkbox"/> 3 Divorced ..... <input type="checkbox"/> 4 Widowed ..... <input type="checkbox"/> 5	Never married ..... <input type="checkbox"/> 1 Now married ..... <input type="checkbox"/> 2 Separated but not divorced ..... <input type="checkbox"/> 3 Divorced ..... <input type="checkbox"/> 4 Widowed ..... <input type="checkbox"/> 5	Never married ..... <input type="checkbox"/> 1 Now married ..... <input type="checkbox"/> 2 Separated but not divorced ..... <input type="checkbox"/> 3 Divorced ..... <input type="checkbox"/> 4 Widowed ..... <input type="checkbox"/> 5	Never married ..... <input type="checkbox"/> 1 Now married ..... <input type="checkbox"/> 2 Separated but not divorced ..... <input type="checkbox"/> 3 Divorced ..... <input type="checkbox"/> 4 Widowed ..... <input type="checkbox"/> 5	Never married ..... <input type="checkbox"/> 1 Now married ..... <input type="checkbox"/> 2 Separated but not divorced ..... <input type="checkbox"/> 3 Divorced ..... <input type="checkbox"/> 4 Widowed ..... <input type="checkbox"/> 5
<i>Answer questions 6 and 7 for each person now married.</i>								
<b>6. What is the length (in years) of the person's present marriage?</b>	..... years	..... years	..... years	..... years	..... years	..... years	..... years	..... years
<b>7. Has the person been married more than once?</b>	No, married once only ..... <input type="checkbox"/> 1 Yes ..... <input type="checkbox"/> 2	No, married once only ..... <input type="checkbox"/> 1 Yes ..... <input type="checkbox"/> 2	No, married once only ..... <input type="checkbox"/> 1 Yes ..... <input type="checkbox"/> 2	No, married once only ..... <input type="checkbox"/> 1 Yes ..... <input type="checkbox"/> 2	No, married once only ..... <input type="checkbox"/> 1 Yes ..... <input type="checkbox"/> 2	No, married once only ..... <input type="checkbox"/> 1 Yes ..... <input type="checkbox"/> 2	No, married once only ..... <input type="checkbox"/> 1 Yes ..... <input type="checkbox"/> 2	No, married once only ..... <input type="checkbox"/> 1 Yes ..... <input type="checkbox"/> 2
<b>8. Where does each person usually live?</b>  • "Usual" residence is that address at which a person has lived or intends to live for any period of 6 months or more in 1981. • For persons who now have no usual residence, regard this dwelling as their usual residence and tick box 1.  • If usual residence is overseas, write only name of country. —————>	At the address shown on front of this form ..... <input type="checkbox"/> 1 Elsewhere ..... <input type="checkbox"/> 2 If "Elsewhere" please print the usual address. No. and street ..... Suburb, town or locality ..... Name of local council ..... State ..... Postcode ..... Country .....	At the address shown on front of this form ..... <input type="checkbox"/> 1 Elsewhere ..... <input type="checkbox"/> 2 If "Elsewhere" please print the usual address. No. and street ..... Suburb, town or locality ..... Name of local council ..... State ..... Postcode ..... Country .....	At the address shown on front of this form ..... <input type="checkbox"/> 1 Elsewhere ..... <input type="checkbox"/> 2 If "Elsewhere" please print the usual address. No. and street ..... Suburb, town or locality ..... Name of local council ..... State ..... Postcode ..... Country .....	At the address shown on front of this form ..... <input type="checkbox"/> 1 Elsewhere ..... <input type="checkbox"/> 2 If "Elsewhere" please print the usual address. No. and street ..... Suburb, town or locality ..... Name of local council ..... State ..... Postcode ..... Country .....	At the address shown on front of this form ..... <input type="checkbox"/> 1 Elsewhere ..... <input type="checkbox"/> 2 If "Elsewhere" please print the usual address. No. and street ..... Suburb, town or locality ..... Name of local council ..... State ..... Postcode ..... Country .....	At the address shown on front of this form ..... <input type="checkbox"/> 1 Elsewhere ..... <input type="checkbox"/> 2 If "Elsewhere" please print the usual address. No. and street ..... Suburb, town or locality ..... Name of local council ..... State ..... Postcode ..... Country .....	At the address shown on front of this form ..... <input type="checkbox"/> 1 Elsewhere ..... <input type="checkbox"/> 2 If "Elsewhere" please print the usual address. No. and street ..... Suburb, town or locality ..... Name of local council ..... State ..... Postcode ..... Country .....	At the address shown on front of this form ..... <input type="checkbox"/> 1 Elsewhere ..... <input type="checkbox"/> 2 If "Elsewhere" please print the usual address. No. and street ..... Suburb, town or locality ..... Name of local council ..... State ..... Postcode ..... Country .....
<b>9. Where was each person's usual residence one year ago (i.e. at 30 June 1980)?</b>  • If the person is less than one year old, write "N/A". • For persons who had no usual residence on 30 June 1980, give the address at which they were then living.  • If usual residence was overseas, write only "O/S". —————>	Same as in question 8 ..... <input type="checkbox"/> 1 Elsewhere ..... <input type="checkbox"/> 2 If "Elsewhere" please print usual address one year ago. No. and street ..... Suburb, town or locality ..... Name of local council ..... State ..... Postcode .....	Same as in question 8 ..... <input type="checkbox"/> 1 Elsewhere ..... <input type="checkbox"/> 2 If "Elsewhere" please print usual address one year ago. No. and street ..... Suburb, town or locality ..... Name of local council ..... State ..... Postcode .....	Same as in question 8 ..... <input type="checkbox"/> 1 Elsewhere ..... <input type="checkbox"/> 2 If "Elsewhere" please print usual address one year ago. No. and street ..... Suburb, town or locality ..... Name of local council ..... State ..... Postcode .....	Same as in question 8 ..... <input type="checkbox"/> 1 Elsewhere ..... <input type="checkbox"/> 2 If "Elsewhere" please print usual address one year ago. No. and street ..... Suburb, town or locality ..... Name of local council ..... State ..... Postcode .....	Same as in question 8 ..... <input type="checkbox"/> 1 Elsewhere ..... <input type="checkbox"/> 2 If "Elsewhere" please print usual address one year ago. No. and street ..... Suburb, town or locality ..... Name of local council ..... State ..... Postcode .....	Same as in question 8 ..... <input type="checkbox"/> 1 Elsewhere ..... <input type="checkbox"/> 2 If "Elsewhere" please print usual address one year ago. No. and street ..... Suburb, town or locality ..... Name of local council ..... State ..... Postcode .....	Same as in question 8 ..... <input type="checkbox"/> 1 Elsewhere ..... <input type="checkbox"/> 2 If "Elsewhere" please print usual address one year ago. No. and street ..... Suburb, town or locality ..... Name of local council ..... State ..... Postcode .....	Same as in question 8 ..... <input type="checkbox"/> 1 Elsewhere ..... <input type="checkbox"/> 2 If "Elsewhere" please print usual address one year ago. No. and street ..... Suburb, town or locality ..... Name of local council ..... State ..... Postcode .....
<b>10. Where was each person's usual residence five years ago (i.e. at 30 June 1976)?</b>  • If the person is less than five years old, write "N/A". • For persons who had no usual residence on 30 June 1976, give the address at which they were then living.  • If usual residence was overseas, write only "O/S". —————>	Same as in question 8 ..... <input type="checkbox"/> 1 Same as in question 9 ..... <input type="checkbox"/> 2 Elsewhere ..... <input type="checkbox"/> 3 If "Elsewhere" please print usual address five years ago. No. and street ..... Suburb, town or locality ..... Name of local council ..... State ..... Postcode .....	Same as in question 8 ..... <input type="checkbox"/> 1 Same as in question 9 ..... <input type="checkbox"/> 2 Elsewhere ..... <input type="checkbox"/> 3 If "Elsewhere" please print usual address five years ago. No. and street ..... Suburb, town or locality ..... Name of local council ..... State ..... Postcode .....	Same as in question 8 ..... <input type="checkbox"/> 1 Same as in question 9 ..... <input type="checkbox"/> 2 Elsewhere ..... <input type="checkbox"/> 3 If "Elsewhere" please print usual address five years ago. No. and street ..... Suburb, town or locality ..... Name of local council ..... State ..... Postcode .....	Same as in question 8 ..... <input type="checkbox"/> 1 Same as in question 9 ..... <input type="checkbox"/> 2 Elsewhere ..... <input type="checkbox"/> 3 If "Elsewhere" please print usual address five years ago. No. and street ..... Suburb, town or locality ..... Name of local council ..... State ..... Postcode ..... P.F.	Same as in question 8 ..... <input type="checkbox"/> 1 Same as in question 9 ..... <input type="checkbox"/> 2 Elsewhere ..... <input type="checkbox"/> 3 If "Elsewhere" please print usual address five years ago. No. and street ..... Suburb, town or locality ..... Name of local council ..... State ..... Postcode .....	Same as in question 8 ..... <input type="checkbox"/> 1 Same as in question 9 ..... <input type="checkbox"/> 2 Elsewhere ..... <input type="checkbox"/> 3 If "Elsewhere" please print usual address five years ago. No. and street ..... Suburb, town or locality ..... Name of local council ..... State ..... Postcode .....	Same as in question 8 ..... <input type="checkbox"/> 1 Same as in question 9 ..... <input type="checkbox"/> 2 Elsewhere ..... <input type="checkbox"/> 3 If "Elsewhere" please print usual address five years ago. No. and street ..... Suburb, town or locality ..... Name of local council ..... State ..... Postcode .....	Same as in question 8 ..... <input type="checkbox"/> 1 Same as in question 9 ..... <input type="checkbox"/> 2 Elsewhere ..... <input type="checkbox"/> 3 If "Elsewhere" please print usual address five years ago. No. and street ..... Suburb, town or locality ..... Name of local council ..... State ..... Postcode .....

Please complete one column for each person.

For each person who uses a Personal Form, write only the name, sex and relationship to Person 1 and write "P.F." in the age question on this Schedule.

For a household with more than 8 persons, please contact the Collector.

<b>1. Name of each person who spent the night of 30 June 1981 in this household:</b>  • Include any person who returned on Wednesday, 1 July 1981, without having been counted elsewhere.  • Record details for all adults, children and babies (including visitors) who spent the night of Tuesday, 30 June 1981, in this household.  • Enter the household head or any adult household member as Person 1.	<b>PERSON 1</b>  Christian or given name  Surname  Male <input type="checkbox"/> or Female <input type="checkbox"/>  years months	<b>PERSON 2</b>  Christian or given name  Surname  Male <input type="checkbox"/> or Female <input type="checkbox"/>  years months	<b>PERSON 3</b>  Christian or given name  Surname  Male <input type="checkbox"/> or Female <input type="checkbox"/>  years months	<b>PERSON 4</b>  Christian or given name  Surname  Male <input type="checkbox"/> or Female <input type="checkbox"/>  years months	<b>PERSON 5</b>  Christian or given name  Surname  Male <input type="checkbox"/> or Female <input type="checkbox"/>  years months	<b>PERSON 6</b>  Christian or given name  Surname  Male <input type="checkbox"/> or Female <input type="checkbox"/>  years months	<b>PERSON 7</b>  Christian or given name  Surname  Male <input type="checkbox"/> or Female <input type="checkbox"/>  years months	<b>PERSON 8</b>  Christian or given name  Surname  Male <input type="checkbox"/> or Female <input type="checkbox"/>  years months
<b>11. Where was each person born?</b>  Australia <input type="checkbox"/> 1 Overseas <input type="checkbox"/> 2 Print country of birth	Australia <input type="checkbox"/> 1 Overseas <input type="checkbox"/> 2 Print country of birth	Australia <input type="checkbox"/> 1 Overseas <input type="checkbox"/> 2 Print country of birth	Australia <input type="checkbox"/> 1 Overseas <input type="checkbox"/> 2 Print country of birth	Australia <input type="checkbox"/> 1 Overseas <input type="checkbox"/> 2 Print country of birth	Australia <input type="checkbox"/> 1 Overseas <input type="checkbox"/> 2 Print country of birth	Australia <input type="checkbox"/> 1 Overseas <input type="checkbox"/> 2 Print country of birth	Australia <input type="checkbox"/> 1 Overseas <input type="checkbox"/> 2 Print country of birth	Australia <input type="checkbox"/> 1 Overseas <input type="checkbox"/> 2 Print country of birth
<b>12. When did the person first arrive in Australia?</b>  Answer question 12 for each person born overseas.  Year 19	Year 19	Year 19	Year 19	Year 19	Year 19	Year 19	Year 19	Year 19
<b>13. What is the country of citizenship of each person?</b>  • For persons born in Australia, naturalised, registered or granted Australian citizenship, tick box 1.  Australia <input type="checkbox"/> 1 Other <input type="checkbox"/> 2 Print country of citizenship	Australia <input type="checkbox"/> 1 Other <input type="checkbox"/> 2 Print country of citizenship	Australia <input type="checkbox"/> 1 Other <input type="checkbox"/> 2 Print country of citizenship	Australia <input type="checkbox"/> 1 Other <input type="checkbox"/> 2 Print country of citizenship	Australia <input type="checkbox"/> 1 Other <input type="checkbox"/> 2 Print country of citizenship	Australia <input type="checkbox"/> 1 Other <input type="checkbox"/> 2 Print country of citizenship	Australia <input type="checkbox"/> 1 Other <input type="checkbox"/> 2 Print country of citizenship	Australia <input type="checkbox"/> 1 Other <input type="checkbox"/> 2 Print country of citizenship	Australia <input type="checkbox"/> 1 Other <input type="checkbox"/> 2 Print country of citizenship
<b>14. Where were each person's father and mother born?</b>  Father's country of birth  Mother's country of birth	Father's country of birth  Mother's country of birth	Father's country of birth  Mother's country of birth	Father's country of birth  Mother's country of birth	Father's country of birth  Mother's country of birth	Father's country of birth  Mother's country of birth	Father's country of birth  Mother's country of birth	Father's country of birth  Mother's country of birth	Father's country of birth  Mother's country of birth
<b>15. Does the person speak a language other than English at home?</b>  No, only speaks English <input type="checkbox"/> 1 Yes <input type="checkbox"/> 2 How well does this person speak English? Very well <input type="checkbox"/> 1 Well <input type="checkbox"/> 2 Not well <input type="checkbox"/> 3 Not at all <input type="checkbox"/> 4	No, only speaks English <input type="checkbox"/> 1 Yes <input type="checkbox"/> 2 How well does this person speak English? Very well <input type="checkbox"/> 1 Well <input type="checkbox"/> 2 Not well <input type="checkbox"/> 3 Not at all <input type="checkbox"/> 4	No, only speaks English <input type="checkbox"/> 1 Yes <input type="checkbox"/> 2 How well does this person speak English? Very well <input type="checkbox"/> 1 Well <input type="checkbox"/> 2 Not well <input type="checkbox"/> 3 Not at all <input type="checkbox"/> 4	No, only speaks English <input type="checkbox"/> 1 Yes <input type="checkbox"/> 2 How well does this person speak English? Very well <input type="checkbox"/> 1 Well <input type="checkbox"/> 2 Not well <input type="checkbox"/> 3 Not at all <input type="checkbox"/> 4	No, only speaks English <input type="checkbox"/> 1 Yes <input type="checkbox"/> 2 How well does this person speak English? Very well <input type="checkbox"/> 1 Well <input type="checkbox"/> 2 Not well <input type="checkbox"/> 3 Not at all <input type="checkbox"/> 4	No, only speaks English <input type="checkbox"/> 1 Yes <input type="checkbox"/> 2 How well does this person speak English? Very well <input type="checkbox"/> 1 Well <input type="checkbox"/> 2 Not well <input type="checkbox"/> 3 Not at all <input type="checkbox"/> 4	No, only speaks English <input type="checkbox"/> 1 Yes <input type="checkbox"/> 2 How well does this person speak English? Very well <input type="checkbox"/> 1 Well <input type="checkbox"/> 2 Not well <input type="checkbox"/> 3 Not at all <input type="checkbox"/> 4	No, only speaks English <input type="checkbox"/> 1 Yes <input type="checkbox"/> 2 How well does this person speak English? Very well <input type="checkbox"/> 1 Well <input type="checkbox"/> 2 Not well <input type="checkbox"/> 3 Not at all <input type="checkbox"/> 4	No, only speaks English <input type="checkbox"/> 1 Yes <input type="checkbox"/> 2 How well does this person speak English? Very well <input type="checkbox"/> 1 Well <input type="checkbox"/> 2 Not well <input type="checkbox"/> 3 Not at all <input type="checkbox"/> 4
<b>16. Is the person of Aboriginal or Torres Strait Islander origin?</b>  • For persons of mixed origin, indicate the one to which they consider themselves to belong.  No <input type="checkbox"/> 1 Yes, Aboriginal <input type="checkbox"/> 2 Yes, Torres Strait Islander <input type="checkbox"/> 3	No <input type="checkbox"/> 1 Yes, Aboriginal <input type="checkbox"/> 2 Yes, Torres Strait Islander <input type="checkbox"/> 3	No <input type="checkbox"/> 1 Yes, Aboriginal <input type="checkbox"/> 2 Yes, Torres Strait Islander <input type="checkbox"/> 3	No <input type="checkbox"/> 1 Yes, Aboriginal <input type="checkbox"/> 2 Yes, Torres Strait Islander <input type="checkbox"/> 3	No <input type="checkbox"/> 1 Yes, Aboriginal <input type="checkbox"/> 2 Yes, Torres Strait Islander <input type="checkbox"/> 3	No <input type="checkbox"/> 1 Yes, Aboriginal <input type="checkbox"/> 2 Yes, Torres Strait Islander <input type="checkbox"/> 3	No <input type="checkbox"/> 1 Yes, Aboriginal <input type="checkbox"/> 2 Yes, Torres Strait Islander <input type="checkbox"/> 3	No <input type="checkbox"/> 1 Yes, Aboriginal <input type="checkbox"/> 2 Yes, Torres Strait Islander <input type="checkbox"/> 3	No <input type="checkbox"/> 1 Yes, Aboriginal <input type="checkbox"/> 2 Yes, Torres Strait Islander <input type="checkbox"/> 3
<b>17. What is each person's religious denomination?</b>  • This question is optional. • If no religion write "None".	Religion	Religion	Religion	Religion	Religion	Religion	Religion	Religion

For each person who uses a Personal Form, write only the name, sex and relationship to Person 1 and write "P.F." in the age question on this Schedule.

For a household with more than 8 persons,  
please contact the Collector.

1. Name of each person who spent the night of 30 June 1981 in this household:	PERSON 1	PERSON 2	PERSON 3	PERSON 4	PERSON 5	PERSON 6	PERSON 7	PERSON 8
<ul style="list-style-type: none"><li>Include any person who returned on Wednesday, 1 July 1981, without having been counted elsewhere.</li><li>Record details for all adults, children and babies (including visitors) who spent the night of Tuesday, 30 June 1981, in this household.</li><li>Enter the household head or any adult household member as Person 1.</li></ul>	Christian or given name  Surname	Christian or given name  Surname	Christian or given name  Surname	Christian or given name  Surname	Christian or given name  Surname	Christian or given name  Surname	Christian or given name  Surname	Christian or given name  Surname
2. Sex: <ul style="list-style-type: none"><li>Tick one box for each person (e.g. <input checked="" type="checkbox"/>).</li></ul>	Male <input type="checkbox"/> or Female <input type="checkbox"/>	Male <input type="checkbox"/> or Female <input type="checkbox"/>	Male <input type="checkbox"/> or Female <input type="checkbox"/>	Male <input type="checkbox"/> or Female <input type="checkbox"/>	Male <input type="checkbox"/> or Female <input type="checkbox"/>	Male <input type="checkbox"/> or Female <input type="checkbox"/>	Male <input type="checkbox"/> or Female <input type="checkbox"/>	Male <input type="checkbox"/> or Female <input type="checkbox"/>
3. Age: <ul style="list-style-type: none"><li>In years and completed months.</li><li>If age is less than one year write "0" years and the number of completed months.</li></ul>	..... years ..... months	..... years ..... months	..... years ..... months	..... years ..... months	..... years ..... months	..... years ..... months	..... years ..... months	..... years ..... months
18. How old was each person when they left school? <ul style="list-style-type: none"><li>For persons who are full-time primary or secondary school students, tick box 1.</li><li>For persons who did not go to school, tick box 2.</li></ul>	Age left school..... years Still at primary or secondary school..... <input type="checkbox"/> 1 Did not go to school..... <input type="checkbox"/> 2	Age left school..... years Still at primary or secondary school..... <input type="checkbox"/> 1 Did not go to school..... <input type="checkbox"/> 2	Age left school..... years Still at primary or secondary school..... <input type="checkbox"/> 1 Did not go to school..... <input type="checkbox"/> 2	Age left school..... years Still at primary or secondary school..... <input type="checkbox"/> 1 Did not go to school..... <input type="checkbox"/> 2	Age left school..... years Still at primary or secondary school..... <input type="checkbox"/> 1 Did not go to school..... <input type="checkbox"/> 2	Age left school..... years Still at primary or secondary school..... <input type="checkbox"/> 1 Did not go to school..... <input type="checkbox"/> 2	Age left school..... years Still at primary or secondary school..... <input type="checkbox"/> 1 Did not go to school..... <input type="checkbox"/> 2	Age left school..... years Still at primary or secondary school..... <input type="checkbox"/> 1 Did not go to school..... <input type="checkbox"/> 2
19. Is the person attending a school or any other educational institution? <ul style="list-style-type: none"><li>For persons who are external/correspondence students, indicate whether full-time or part-time.</li></ul>	No..... <input type="checkbox"/> 1 Yes, full-time student..... <input type="checkbox"/> 2 Yes, part-time student..... <input type="checkbox"/> 3	No..... <input type="checkbox"/> 1 Yes, full-time student..... <input type="checkbox"/> 2 Yes, part-time student..... <input type="checkbox"/> 3	No..... <input type="checkbox"/> 1 Yes, full-time student..... <input type="checkbox"/> 2 Yes, part-time student..... <input type="checkbox"/> 3	No..... <input type="checkbox"/> 1 Yes, full-time student..... <input type="checkbox"/> 2 Yes, part-time student..... <input type="checkbox"/> 3	No..... <input type="checkbox"/> 1 Yes, full-time student..... <input type="checkbox"/> 2 Yes, part-time student..... <input type="checkbox"/> 3	No..... <input type="checkbox"/> 1 Yes, full-time student..... <input type="checkbox"/> 2 Yes, part-time student..... <input type="checkbox"/> 3	No..... <input type="checkbox"/> 1 Yes, full-time student..... <input type="checkbox"/> 2 Yes, part-time student..... <input type="checkbox"/> 3	No..... <input type="checkbox"/> 1 Yes, full-time student..... <input type="checkbox"/> 2 Yes, part-time student..... <input type="checkbox"/> 3
20. Has the person obtained a trade or any other qualification since leaving school? <ul style="list-style-type: none"><li>For persons who are full-time primary or secondary school students, tick box 2.</li><li>Examples of qualification names are: trade certificate, diploma in science, B.A.</li><li>Examples of institutions are: Sydney Technical College, University of W.A.</li><li>Examples of fields of study are: plumbing, computing, geography</li></ul>	No..... <input type="checkbox"/> 1 Still at primary or secondary school..... <input type="checkbox"/> 2 Yes..... <input type="checkbox"/> 3 Please print details of highest qualification obtained. Qualification name..... Name of institution..... Field of study..... Year obtained.....	No..... <input type="checkbox"/> 1 Still at primary or secondary school..... <input type="checkbox"/> 2 Yes..... <input type="checkbox"/> 3 Please print details of highest qualification obtained. Qualification name..... Name of institution..... Field of study..... Year obtained.....	No..... <input type="checkbox"/> 1 Still at primary or secondary school..... <input type="checkbox"/> 2 Yes..... <input type="checkbox"/> 3 Please print details of highest qualification obtained. Qualification name..... Name of institution..... Field of study..... Year obtained.....	No..... <input type="checkbox"/> 1 Still at primary or secondary school..... <input type="checkbox"/> 2 Yes..... <input type="checkbox"/> 3 Please print details of highest qualification obtained. Qualification name..... Name of institution..... Field of study..... Year obtained.....	No..... <input type="checkbox"/> 1 Still at primary or secondary school..... <input type="checkbox"/> 2 Yes..... <input type="checkbox"/> 3 Please print details of highest qualification obtained. Qualification name..... Name of institution..... Field of study..... Year obtained.....	No..... <input type="checkbox"/> 1 Still at primary or secondary school..... <input type="checkbox"/> 2 Yes..... <input type="checkbox"/> 3 Please print details of highest qualification obtained. Qualification name..... Name of institution..... Field of study..... Year obtained.....	No..... <input type="checkbox"/> 1 Still at primary or secondary school..... <input type="checkbox"/> 2 Yes..... <input type="checkbox"/> 3 Please print details of highest qualification obtained. Qualification name..... Name of institution..... Field of study..... Year obtained.....	No..... <input type="checkbox"/> 1 Still at primary or secondary school..... <input type="checkbox"/> 2 Yes..... <input type="checkbox"/> 3 Please print details of highest qualification obtained. Qualification name..... Name of institution..... Field of study..... Year obtained.....
21. What is the gross income (including pensions and/or allowances) that each person usually receives each week from all sources? <ul style="list-style-type: none"><li>If unable to estimate income on a weekly basis, tick the appropriate box to show present income on an annual basis.</li><li>Count all income, wages, salary, overtime, family allowance (child endowment), pensions, superannuation, tips and gratuities, business or farm income (less expenses of operation), unemployment benefits, etc..</li><li>Do not deduct tax, superannuation, health insurance, etc..</li></ul>	No income..... <input type="checkbox"/> 1 Less than \$19 p.wk. Less than \$1000 p.yr..... <input type="checkbox"/> 2 \$19 to \$38 p.wk. \$1000 to \$2000 p.yr..... <input type="checkbox"/> 3 \$39 to \$58 p.wk. \$2001 to \$3000 p.yr..... <input type="checkbox"/> 4 \$59 to \$77 p.wk. \$3001 to \$4000 p.yr..... <input type="checkbox"/> 5 \$78 to \$115 p.wk. \$4001 to \$6000 p.yr..... <input type="checkbox"/> 6 \$116 to \$154 p.wk. \$6001 to \$8000 p.yr..... <input type="checkbox"/> 7 \$155 to \$192 p.wk. \$8001 to \$10000 p.yr..... <input type="checkbox"/> 8 \$193 to \$231 p.wk. \$10001 to \$12000 p.yr..... <input type="checkbox"/> 9 \$232 to \$288 p.wk. \$12001 to \$15000 p.yr..... <input type="checkbox"/> 10 \$289 to \$346 p.wk. \$15001 to \$18000 p.yr..... <input type="checkbox"/> 11 \$347 to \$423 p.wk. \$18001 to \$22000 p.yr..... <input type="checkbox"/> 12 \$424 to \$500 p.wk. \$22001 to \$26000 p.yr..... <input type="checkbox"/> 13 Over \$500 p.wk. Over \$26000 p.yr..... <input type="checkbox"/> 14	No income..... <input type="checkbox"/> 1 Less than \$19 p.wk. Less than \$1000 p.yr..... <input type="checkbox"/> 2 \$19 to \$38 p.wk. \$1000 to \$2000 p.yr..... <input type="checkbox"/> 3 \$39 to \$58 p.wk. \$2001 to \$3000 p.yr..... <input type="checkbox"/> 4 \$59 to \$77 p.wk. \$3001 to \$4000 p.yr..... <input type="checkbox"/> 5 \$78 to \$115 p.wk. \$4001 to \$6000 p.yr..... <input type="checkbox"/> 6 \$116 to \$154 p.wk. \$6001 to \$8000 p.yr..... <input type="checkbox"/> 7 \$155 to \$192 p.wk. \$8001 to \$10000 p.yr..... <input type="checkbox"/> 8 \$193 to \$231 p.wk. \$10001 to \$12000 p.yr..... <input type="checkbox"/> 9 \$232 to \$288 p.wk. \$12001 to \$15000 p.yr..... <input type="checkbox"/> 10 \$289 to \$346 p.wk. \$15001 to \$18000 p.yr..... <input type="checkbox"/> 11 \$347 to \$423 p.wk. \$18001 to \$22000 p.yr..... <input type="checkbox"/> 12 \$424 to \$500 p.wk. \$22001 to \$26000 p.yr..... <input type="checkbox"/> 13 Over \$500 p.wk. Over \$26000 p.yr..... <input type="checkbox"/> 14	No income..... <input type="checkbox"/> 1 Less than \$19 p.wk. Less than \$1000 p.yr..... <input type="checkbox"/> 2 \$19 to \$38 p.wk. \$1000 to \$2000 p.yr..... <input type="checkbox"/> 3 \$39 to \$58 p.wk. \$2001 to \$3000 p.yr..... <input type="checkbox"/> 4 \$59 to \$77 p.wk. \$3001 to \$4000 p.yr..... <input type="checkbox"/> 5 \$78 to \$115 p.wk. \$4001 to \$6000 p.yr..... <input type="checkbox"/> 6 \$116 to \$154 p.wk. \$6001 to \$8000 p.yr..... <input type="checkbox"/> 7 \$155 to \$192 p.wk. \$8001 to \$10000 p.yr..... <input type="checkbox"/> 8 \$193 to \$231 p.wk. \$10001 to \$12000 p.yr..... <input type="checkbox"/> 9 \$232 to \$288 p.wk. \$12001 to \$15000 p.yr..... <input type="checkbox"/> 10 \$289 to \$346 p.wk. \$15001 to \$18000 p.yr..... <input type="checkbox"/> 11 \$347 to \$423 p.wk. \$18001 to \$22000 p.yr..... <input type="checkbox"/> 12 \$424 to \$500 p.wk. \$22001 to \$26000 p.yr..... <input type="checkbox"/> 13 Over \$500 p.wk. Over \$26000 p.yr..... <input type="checkbox"/> 14	No income..... <input type="checkbox"/> 1 Less than \$19 p.wk. Less than \$1000 p.yr..... <input type="checkbox"/> 2 \$19 to \$38 p.wk. \$1000 to \$2000 p.yr..... <input type="checkbox"/> 3 \$39 to \$58 p.wk. \$2001 to \$3000 p.yr..... <input type="checkbox"/> 4 \$59 to \$77 p.wk. \$3001 to \$4000 p.yr..... <input type="checkbox"/> 5 \$78 to \$115 p.wk. \$				

Please complete one column for each person.

For each person who uses a Personal Form, write only the name, sex and relationship to Person 1 and write "P.F." in the age question on this Schedule.

For a household with more than 8 persons, please contact the Collector.

<b>1. Name of each person who spent the night of 30 June 1981 in this household:</b>  • Include any person who returned on Wednesday, 1 July 1981, without having been counted elsewhere. • Record details for all adults, children and babies (including visitors) who spent the night of Tuesday, 30 June 1981, in this household. • Enter the household head or any adult household member as Person 1.	<b>PERSON 1</b>  Christian or given name  Surname	<b>PERSON 2</b>  Christian or given name  Surname	<b>PERSON 3</b>  Christian or given name  Surname	<b>PERSON 4</b>  Christian or given name  Surname	<b>PERSON 5</b>  Christian or given name  Surname	<b>PERSON 6</b>  Christian or given name  Surname	<b>PERSON 7</b>  Christian or given name  Surname	<b>PERSON 8</b>  Christian or given name  Surname
<b>2. Sex:</b> • Tick one box for each person (e.g. <input checked="" type="checkbox"/> ).	Male <input type="checkbox"/> or Female <input type="checkbox"/>	Male <input type="checkbox"/> or Female <input type="checkbox"/>	Male <input type="checkbox"/> or Female <input type="checkbox"/>	Male <input type="checkbox"/> or Female <input type="checkbox"/>	Male <input type="checkbox"/> or Female <input type="checkbox"/>	Male <input type="checkbox"/> or Female <input type="checkbox"/>	Male <input type="checkbox"/> or Female <input type="checkbox"/>	Male <input type="checkbox"/> or Female <input type="checkbox"/>
<b>3. Age:</b> • In years and completed months. • If age is less than one year write "0" years and	..... years ..... months	..... years ..... months	..... years ..... months	..... years ..... months	..... years ..... months	..... years ..... months	..... years ..... months	..... years ..... months
<b>23. Did the person do any work at all LAST WEEK?</b>  • For each person ticked in box 1, go to question 26.	Yes, worked for wages, salary, payment or profit..... <input type="checkbox"/> Yes, but did unpaid work only..... <input type="checkbox"/> No, did not work..... <input type="checkbox"/>	Yes, worked for wages, salary, payment or profit..... <input type="checkbox"/> Yes, but did unpaid work only..... <input type="checkbox"/> No, did not work..... <input type="checkbox"/>	Yes, worked for wages, salary, payment or profit..... <input type="checkbox"/> Yes, but did unpaid work only..... <input type="checkbox"/> No, did not work..... <input type="checkbox"/>	Yes, worked for wages, salary, payment or profit..... <input type="checkbox"/> Yes, but did unpaid work only..... <input type="checkbox"/> No, did not work..... <input type="checkbox"/>	Yes, worked for wages, salary, payment or profit..... <input type="checkbox"/> Yes, but did unpaid work only..... <input type="checkbox"/> No, did not work..... <input type="checkbox"/>	Yes, worked for wages, salary, payment or profit..... <input type="checkbox"/> Yes, but did unpaid work only..... <input type="checkbox"/> No, did not work..... <input type="checkbox"/>	Yes, worked for wages, salary, payment or profit..... <input type="checkbox"/> Yes, but did unpaid work only..... <input type="checkbox"/> No, did not work..... <input type="checkbox"/>	Yes, worked for wages, salary, payment or profit..... <input type="checkbox"/> Yes, but did unpaid work only..... <input type="checkbox"/> No, did not work..... <input type="checkbox"/>
<b>24. LAST WEEK, did the person have a full-time or part-time job of any kind, business, profession or farm?</b> (even if on holidays, sick, on strike, temporarily stood down, etc.)  • Tick one box only.	Yes, had a paid job, a business, a profession or a farm last week..... <input type="checkbox"/> Yes, helped without pay in a family business..... <input type="checkbox"/> Yes, unpaid job only..... <input type="checkbox"/> No, did not have any job, business, profession or farm last week..... <input type="checkbox"/>	Yes, had a paid job, a business, a profession or a farm last week..... <input type="checkbox"/> Yes, helped without pay in a family business..... <input type="checkbox"/> Yes, unpaid job only..... <input type="checkbox"/> No, did not have any job, business, profession or farm last week..... <input type="checkbox"/>	Yes, had a paid job, a business, a profession or a farm last week..... <input type="checkbox"/> Yes, helped without pay in a family business..... <input type="checkbox"/> Yes, unpaid job only..... <input type="checkbox"/> No, did not have any job, business, profession or farm last week..... <input type="checkbox"/>	Yes, had a paid job, a business, a profession or a farm last week..... <input type="checkbox"/> Yes, helped without pay in a family business..... <input type="checkbox"/> Yes, unpaid job only..... <input type="checkbox"/> No, did not have any job, business, profession or farm last week..... <input type="checkbox"/>	Yes, had a paid job, a business, a profession or a farm last week..... <input type="checkbox"/> Yes, helped without pay in a family business..... <input type="checkbox"/> Yes, unpaid job only..... <input type="checkbox"/> No, did not have any job, business, profession or farm last week..... <input type="checkbox"/>	Yes, had a paid job, a business, a profession or a farm last week..... <input type="checkbox"/> Yes, helped without pay in a family business..... <input type="checkbox"/> Yes, unpaid job only..... <input type="checkbox"/> No, did not have any job, business, profession or farm last week..... <input type="checkbox"/>	Yes, had a paid job, a business, a profession or a farm last week..... <input type="checkbox"/> Yes, helped without pay in a family business..... <input type="checkbox"/> Yes, unpaid job only..... <input type="checkbox"/> No, did not have any job, business, profession or farm last week..... <input type="checkbox"/>	Yes, had a paid job, a business, a profession or a farm last week..... <input type="checkbox"/> Yes, helped without pay in a family business..... <input type="checkbox"/> Yes, unpaid job only..... <input type="checkbox"/> No, did not have any job, business, profession or farm last week..... <input type="checkbox"/>
<b>25. Did the person look for work LAST WEEK?</b>  • Looking for work means being registered with the Commonwealth Employment Service, approaching a prospective employer, placing or answering advertisements, writing letters of application or awaiting the results of recent applications.	No, did not look for work..... <input type="checkbox"/> Yes, looked for work..... <input type="checkbox"/>	No, did not look for work..... <input type="checkbox"/> Yes, looked for work..... <input type="checkbox"/>	No, did not look for work..... <input type="checkbox"/> Yes, looked for work..... <input type="checkbox"/>	No, did not look for work..... <input type="checkbox"/> Yes, looked for work..... <input type="checkbox"/>	No, did not look for work..... <input type="checkbox"/> Yes, looked for work..... <input type="checkbox"/>	No, did not look for work..... <input type="checkbox"/> Yes, looked for work..... <input type="checkbox"/>	No, did not look for work..... <input type="checkbox"/> Yes, looked for work..... <input type="checkbox"/>	No, did not look for work..... <input type="checkbox"/> Yes, looked for work..... <input type="checkbox"/>
<i>For each person ticked in box 3 or 4 in question 24, do not answer questions 26-31.</i> <b>26. In the main job held LAST WEEK, was the person:</b>  • Tick one box only.	A wage or salary earner?..... <input type="checkbox"/> Conducting own business but not employing others?..... <input type="checkbox"/> Conducting own business and employing others?..... <input type="checkbox"/> A helper not receiving wages or salary?..... <input type="checkbox"/>	A wage or salary earner?..... <input type="checkbox"/> Conducting own business but not employing others?..... <input type="checkbox"/> Conducting own business and employing others?..... <input type="checkbox"/> A helper not receiving wages or salary?..... <input type="checkbox"/>	A wage or salary earner?..... <input type="checkbox"/> Conducting own business but not employing others?..... <input type="checkbox"/> Conducting own business and employing others?..... <input type="checkbox"/> A helper not receiving wages or salary?..... <input type="checkbox"/>	A wage or salary earner?..... <input type="checkbox"/> Conducting own business but not employing others?..... <input type="checkbox"/> Conducting own business and employing others?..... <input type="checkbox"/> A helper not receiving wages or salary?..... <input type="checkbox"/>	A wage or salary earner?..... <input type="checkbox"/> Conducting own business but not employing others?..... <input type="checkbox"/> Conducting own business and employing others?..... <input type="checkbox"/> A helper not receiving wages or salary?..... <input type="checkbox"/>	A wage or salary earner?..... <input type="checkbox"/> Conducting own business but not employing others?..... <input type="checkbox"/> Conducting own business and employing others?..... <input type="checkbox"/> A helper not receiving wages or salary?..... <input type="checkbox"/>	A wage or salary earner?..... <input type="checkbox"/> Conducting own business but not employing others?..... <input type="checkbox"/> Conducting own business and employing others?..... <input type="checkbox"/> A helper not receiving wages or salary?..... <input type="checkbox"/>	A wage or salary earner?..... <input type="checkbox"/> Conducting own business but not employing others?..... <input type="checkbox"/> Conducting own business and employing others?..... <input type="checkbox"/> A helper not receiving wages or salary?..... <input type="checkbox"/>
<b>27. In the main job held LAST WEEK, what was the person's occupation?</b>  • Describe as fully as possible, using two words or more (do not use initials or abbreviations, e.g. builder's labourer, not bld. lab.). • Where possible, include award or government designation. • Members of the Armed Services should state their rank.	Occupation.....	Occupation.....	Occupation.....	Occupation.....	Occupation.....	Occupation.....	Occupation.....	Occupation.....
<b>28. For the main job held LAST WEEK, what was the employer's trading name and address of workplace?</b>  • For persons conducting their own business, print name of own business. • For teachers, print name of school. • For government employees, print full name of Department, Division, Branch or Section.  • For persons with no fixed place of work last week, e.g. airline pilots, taxi drivers, etc., write "N/A" in "Address of workplace".	USE BLOCK LETTERS Business or trading name.....  Name of Division, Branch or Section (if any) in which the person worked.....  Address of workplace: No. and street.....  Suburb, town or locality.....  State..... Postcode.....	USE BLOCK LETTERS Business or trading name.....  Name of Division, Branch or Section (if any) in which the person worked.....  Address of workplace: No. and street.....  Suburb, town or locality.....  State..... Postcode.....	USE BLOCK LETTERS Business or trading name.....  Name of Division, Branch or Section (if any) in which the person worked.....  Address of workplace: No. and street.....  Suburb, town or locality.....  State..... Postcode.....	USE BLOCK LETTERS Business or trading name.....  Name of Division, Branch or Section (if any) in which the person worked.....  Address of workplace: No. and street.....  Suburb, town or locality.....  State..... Postcode.....	USE BLOCK LETTERS Business or trading name.....  Name of Division, Branch or Section (if any) in which the person worked.....  Address of workplace: No. and street.....  Suburb, town or locality.....  State..... Postcode.....	USE BLOCK LETTERS Business or trading name.....  Name of Division, Branch or Section (if any) in which the person worked.....  Address of workplace: No. and street.....  Suburb, town or locality.....  State..... Postcode.....	USE BLOCK LETTERS Business or trading name.....  Name of Division, Branch or Section (if any) in which the person worked.....  Address of workplace: No. and street.....  Suburb, town or locality.....  State..... Postcode.....	USE BLOCK LETTERS Business or trading name.....  Name of Division, Branch or Section (if any) in which the person worked.....  Address of workplace: No. and street.....  Suburb, town or locality.....  State..... Postcode.....
<b>29. What kind of industry, business or service is carried out by your employer at the address given in reply to question 28?</b>  • Describe as fully as possible, using two words or more (e.g. dairy farming, footwear manufacturing).	Kind of industry.....	Kind of industry.....	Kind of industry.....	Kind of industry.....	Kind of industry.....	Kind of industry.....	Kind of industry.....	Kind of industry.....



Please complete one column for each person.

For each person who uses a Personal Form, write only the name, sex and relationship to Person 1 and write "P.F." in the age question on this Schedule.

For a household with more than 8 persons, please contact the Collector.

1. Name of each person who spent the night of 30 June 1981 in this household:	PERSON 1	PERSON 2	PERSON 3
<ul style="list-style-type: none"><li>• Include any person who returned on Wednesday, 1 July 1981, without having been counted elsewhere.</li><li>• Record details for all adults, children and babies (including visitors) who spent the night of Tuesday, 30 June 1981, in this household.</li><li>• Enter the household head or any adult household member as Person 1.</li></ul>	Christian or given name  Surname	Christian or given name  Surname	Christian or given name  Surname
2. Sex: • Tick one box for each person (e.g. <input checked="" type="checkbox"/> ).	Male <input type="checkbox"/> or Female <input type="checkbox"/>	Male <input type="checkbox"/> or Female <input type="checkbox"/>	Male <input type="checkbox"/> or Female <input type="checkbox"/>
3. Age: • In years and completed months. • If age is less than one year write "0" years and	..... years ..... months	..... years ..... months	..... years ..... months
30. In the main job held LAST WEEK, how many hours did the person work?	None..... <input type="checkbox"/> 1 1-14 hours..... <input type="checkbox"/> 2 15-24 hours..... <input type="checkbox"/> 3 25-34 hours..... <input type="checkbox"/> 4 35 or more..... <input type="checkbox"/> 5	None..... <input type="checkbox"/> 1 1-14 hours..... <input type="checkbox"/> 2 15-24 hours..... <input type="checkbox"/> 3 25-34 hours..... <input type="checkbox"/> 4 35 or more..... <input type="checkbox"/> 5	None..... <input type="checkbox"/> 1 1-14 hours..... <input type="checkbox"/> 2 15-24 hours..... <input type="checkbox"/> 3 25-34 hours..... <input type="checkbox"/> 4 35 or more..... <input type="checkbox"/> 5
31. How did the person get to work on Monday, 29 June 1981?  • Tick boxes for each person to show all methods used.	Train..... <input type="checkbox"/> 1 Bus..... <input type="checkbox"/> 2 Ferry or Tram..... <input type="checkbox"/> 3 Taxi..... <input type="checkbox"/> 4 Car—as driver..... <input type="checkbox"/> 5 Car—as passenger..... <input type="checkbox"/> 6 Motor bike or motor scooter..... <input type="checkbox"/> 7 Bicycle..... <input type="checkbox"/> 8 Worked at home..... <input type="checkbox"/> 9 Did not go to work..... <input type="checkbox"/> 10 Other..... <input type="checkbox"/> 11 Please state.....	Train..... <input type="checkbox"/> 1 Bus..... <input type="checkbox"/> 2 Ferry or Tram..... <input type="checkbox"/> 3 Taxi..... <input type="checkbox"/> 4 Car—as driver..... <input type="checkbox"/> 5 Car—as passenger..... <input type="checkbox"/> 6 Motor bike or motor scooter..... <input type="checkbox"/> 7 Bicycle..... <input type="checkbox"/> 8 Worked at home..... <input type="checkbox"/> 9 Did not go to work..... <input type="checkbox"/> 10 Other..... <input type="checkbox"/> 11 Please state.....	Train..... <input type="checkbox"/> 1 Bus..... <input type="checkbox"/> 2 Ferry or Tram..... <input type="checkbox"/> 3 Taxi..... <input type="checkbox"/> 4 Car—as driver..... <input type="checkbox"/> 5 Car—as passenger..... <input type="checkbox"/> 6 Motor bike or motor scooter..... <input type="checkbox"/> 7 Bicycle..... <input type="checkbox"/> 8 Worked at home..... <input type="checkbox"/> 9 Did not go to work..... <input type="checkbox"/> 10 Other..... <input type="checkbox"/> 11 Please state.....

PERSON 4	PERSON 5	PERSON 6	PERSON 7	PERSON 8
Christian or given name  Surname	Christian or given name  Surname	Christian or given name  Surname	Christian or given name  Surname	Christian or given name  Surname
Male <input type="checkbox"/> or Female <input type="checkbox"/>	Male <input type="checkbox"/> or Female <input type="checkbox"/>	Male <input type="checkbox"/> or Female <input type="checkbox"/>	Male <input type="checkbox"/> or Female <input type="checkbox"/>	Male <input type="checkbox"/> or Female <input type="checkbox"/>
..... years ..... months	..... years ..... months	..... years ..... months	..... years ..... months	..... years ..... months
None..... <input type="checkbox"/> 1 1-14 hours..... <input type="checkbox"/> 2 15-24 hours..... <input type="checkbox"/> 3 25-34 hours..... <input type="checkbox"/> 4 35 or more..... <input type="checkbox"/> 5	None..... <input type="checkbox"/> 1 1-14 hours..... <input type="checkbox"/> 2 15-24 hours..... <input type="checkbox"/> 3 25-34 hours..... <input type="checkbox"/> 4 35 or more..... <input type="checkbox"/> 5	None..... <input type="checkbox"/> 1 1-14 hours..... <input type="checkbox"/> 2 15-24 hours..... <input type="checkbox"/> 3 25-34 hours..... <input type="checkbox"/> 4 35 or more..... <input type="checkbox"/> 5	None..... <input type="checkbox"/> 1 1-14 hours..... <input type="checkbox"/> 2 15-24 hours..... <input type="checkbox"/> 3 25-34 hours..... <input type="checkbox"/> 4 35 or more..... <input type="checkbox"/> 5	None..... <input type="checkbox"/> 1 1-14 hours..... <input type="checkbox"/> 2 15-24 hours..... <input type="checkbox"/> 3 25-34 hours..... <input type="checkbox"/> 4 35 or more..... <input type="checkbox"/> 5
Train..... <input type="checkbox"/> 1 Bus..... <input type="checkbox"/> 2 Ferry or Tram..... <input type="checkbox"/> 3 Taxi..... <input type="checkbox"/> 4 Car—as driver..... <input type="checkbox"/> 5 Car—as passenger..... <input type="checkbox"/> 6 Motor bike or motor scooter..... <input type="checkbox"/> 7 Bicycle..... <input type="checkbox"/> 8 Worked at home..... <input type="checkbox"/> 9 Did not go to work..... <input type="checkbox"/> 10 Other..... <input type="checkbox"/> 11 Please state.....	Train..... <input type="checkbox"/> 1 Bus..... <input type="checkbox"/> 2 Ferry or Tram..... <input type="checkbox"/> 3 Taxi..... <input type="checkbox"/> 4 Car—as driver..... <input type="checkbox"/> 5 Car—as passenger..... <input type="checkbox"/> 6 Motor bike or motor scooter..... <input type="checkbox"/> 7 Bicycle..... <input type="checkbox"/> 8 Worked at home..... <input type="checkbox"/> 9 Did not go to work..... <input type="checkbox"/> 10 Other..... <input type="checkbox"/> 11 Please state.....	Train..... <input type="checkbox"/> 1 Bus..... <input type="checkbox"/> 2 Ferry or Tram..... <input type="checkbox"/> 3 Taxi..... <input type="checkbox"/> 4 Car—as driver..... <input type="checkbox"/> 5 Car—as passenger..... <input type="checkbox"/> 6 Motor bike or motor scooter..... <input type="checkbox"/> 7 Bicycle..... <input type="checkbox"/> 8 Worked at home..... <input type="checkbox"/> 9 Did not go to work..... <input type="checkbox"/> 10 Other..... <input type="checkbox"/> 11 Please state.....	Train..... <input type="checkbox"/> 1 Bus..... <input type="checkbox"/> 2 Ferry or Tram..... <input type="checkbox"/> 3 Taxi..... <input type="checkbox"/> 4 Car—as driver..... <input type="checkbox"/> 5 Car—as passenger..... <input type="checkbox"/> 6 Motor bike or motor scooter..... <input type="checkbox"/> 7 Bicycle..... <input type="checkbox"/> 8 Worked at home..... <input type="checkbox"/> 9 Did not go to work..... <input type="checkbox"/> 10 Other..... <input type="checkbox"/> 11 Please state.....	Train..... <input type="checkbox"/> 1 Bus..... <input type="checkbox"/> 2 Ferry or Tram..... <input type="checkbox"/> 3 Taxi..... <input type="checkbox"/> 4 Car—as driver..... <input type="checkbox"/> 5 Car—as passenger..... <input type="checkbox"/> 6 Motor bike or motor scooter..... <input type="checkbox"/> 7 Bicycle..... <input type="checkbox"/> 8 Worked at home..... <input type="checkbox"/> 9 Did not go to work..... <input type="checkbox"/> 10 Other..... <input type="checkbox"/> 11 Please state.....

PLEASE ANSWER QUESTIONS  
ON THIS DWELLING.

This *dwelling* is the place (house, flat, etc.) in which your household spent census night.

H1. How many rooms are there in this dwelling?

• Write the number of each type of room (e.g.  Bedroom(s)).

• Count each room once only.

• A room shared with another household should be counted only by the principal householder.

• Do not count toilets, pantries, laundries, storerooms, halls or corridors.

Number	Type of Room
<input type="text"/>	Bedroom(s)
<input type="text"/>	Combined lounge/dining room
<input type="text"/>	Lounge room
<input type="text"/>	Dining room
<input type="text"/>	Kitchen
<input type="text"/>	Bathroom
<input type="text"/>	Family room
<input type="text"/>	Study
<input type="text"/>	Other rooms (please specify)

H2. Is this dwelling owned (or being purchased) by you or any usual member of this household?

☐ No → Go to question H3.  
☐ Yes

Is there a mortgage (or contract of sale) on this dwelling?

☐ No → Go to question H4.  
☐ Yes

What monthly payment (or average monthly payment) is made on the total mortgages (or contracts of sale) on this dwelling?

\$..... per month → Go to question H4.

H4. How many registered motor vehicles owned or used by members of this household were garaged or parked at or near this dwelling for the night of 30 June 1981?

• Exclude motor bikes, motor scooters, tractors.  
• Include company vehicles kept at home.

☐ None  
☐ 1 motor vehicle  
☐ 2 motor vehicles  
☐ 3 motor vehicles  
☐ 4 or more

H3. Do you or any usual member of this household pay rent for this dwelling?

☐ No → Go to question H4.  
☐ Yes

To whom is the rent paid?

1 ☐ State Housing Commission  
2 ☐ Other Government Agencies  
3 ☐ Other

What is the weekly rent?

\$.....c.....


Is this dwelling rented furnished or unfurnished?

1 ☐ Furnished → Go to question H4.  
2 ☐ Unfurnished

THANK YOU FOR YOUR CO-OPERATION

Australian Statistician





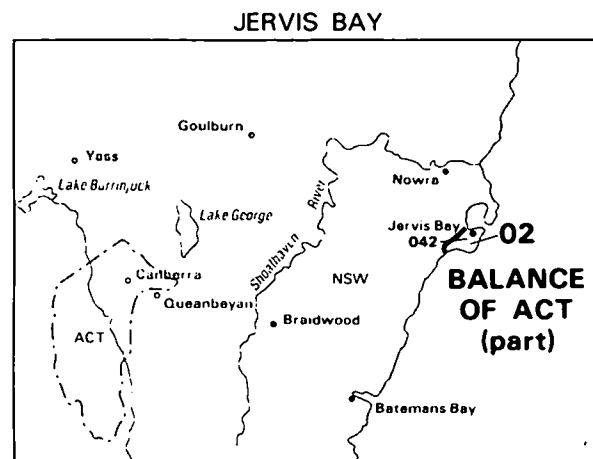
COLLECTOR'S USE ONLY

C1. What type of structure best describes this dwelling?	C2. What is the material of the outer walls of this dwelling?	C3. If dwelling unit is unoccupied, why is it unoccupied?
1 <input type="checkbox"/> Separate House	1 <input type="checkbox"/> Brick, brick veneer, stone	1 <input type="checkbox"/> For sale
2 <input type="checkbox"/> Semi-detached House	2 <input type="checkbox"/> Concrete, concrete block	2 <input type="checkbox"/> To let (other than holiday home)
3 <input type="checkbox"/> Row or Terrace House	3 <input type="checkbox"/> Timber	3 <input type="checkbox"/> Newly completed and awaiting occupancy
4 <input type="checkbox"/> Medium Density Housing	4 <input type="checkbox"/> Fibro, asbestos	4 <input type="checkbox"/> Vacant for repairs or alterations
5 <input type="checkbox"/> Flats Over Three Storeys	5 <input type="checkbox"/> Other	5 <input type="checkbox"/> Holiday home
6 <input type="checkbox"/> Caravan, Houseboat, etc.		6 <input type="checkbox"/> Condemned or awaiting demolition
7 <input type="checkbox"/> Improvised Home		7 <input type="checkbox"/> Usual resident temporarily absent
8 <input type="checkbox"/> House or Flat Attached to a Shop, Office, etc.		8 <input type="checkbox"/> Other Please specify.....

**APPENDIX C****INQUIRIES**

<b>NEW SOUTH WALES</b>	Information Services St Andrew's House Sydney, NSW. 2000 (Box 796 GPO Sydney 2001) Phone (02) 268 4395-6-7 Telex AA20819	<b>WESTERN AUSTRALIA</b>	Information Services 1-3 St George's Terrace Perth, WA. 6000 Phone (09) 323 5140 Telex AA92041
<b>VICTORIA</b>	Information Services Commonwealth Banks Building Cnr Elizabeth & Flinders Streets Melbourne, VIC. 3000 (Box 2796Y GPO Melbourne 3001) Phone (03) 652 6192 Telex AA30086	<b>TASMANIA</b>	Information Services Australian Government Centre 10th Floor 188 Collins Street Hobart, TAS. 7000 (Box 66A GPO Hobart 7001) Phone (002) 20 4437 or 20 4495 Telex AA58098
<b>QUEENSLAND</b>	Information Services 345 Ann Street Brisbane, QLD. 4000 Phone (07) 335 482 Telex AA40271	<b>NORTHERN TERRITORY</b>	The Statistician—Northern Territory 7th Floor MLC Building 81 Smith Street Darwin, NT. 5790 (Box 3796 PO Darwin 5794) Phone (089) 80 2717 Telex AA85075
<b>SOUTH AUSTRALIA</b>	Information Services City Mutual Centre 10-20 Pulteney Street Adelaide, SA. 5000 (Box 2272 GPO Adelaide 5001) Phone (08) 228 9439 Telex AA82106	<b>AUSTRALIAN CAPITAL TERRITORY</b>	Information Services Australian Bureau of Statistics Box 10 PO Belconnen, ACT. 2616 Phone (062) 52 6627 Telex AA62020



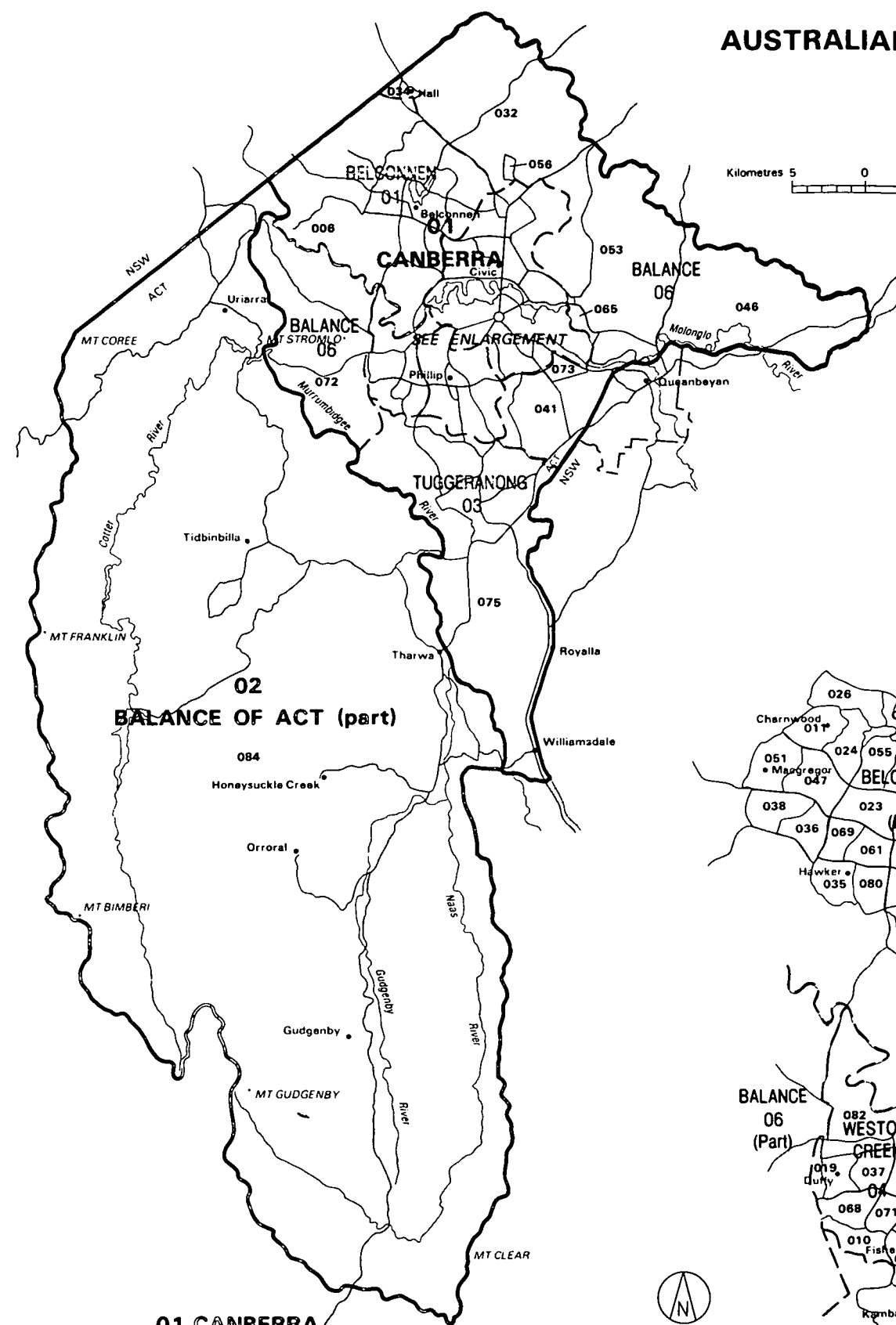


# AUSTRALIAN CAPITAL TERRITORY 1981 CENSUS

SCALE 1:400 000  
Kilometres 5 0 5 10 15 20 Kilometres

## LOCAL GOVERNMENT AREAS\*

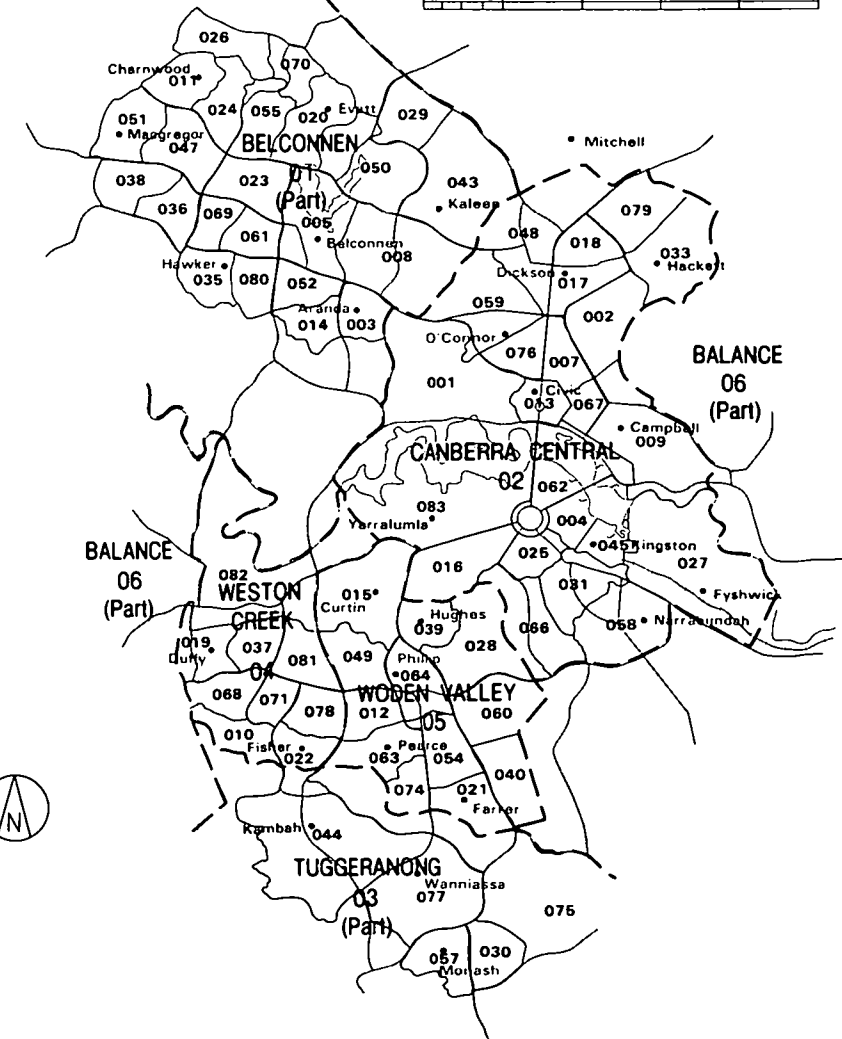
001	Acton	043	Kaleen
002	Ainslie	044	Kambah
003	Aranda	045	Kingston
004	Barton	046	Kowen
005	Belconnen	047	Latham
006	Belconnen — Balance	048	Lyneham
007	Braddon	049	Lyons
008	Bruce	050	McKellar
009	Campbell	051	Macgregor
010	Chapman	052	Macquarie
011	Charnwood	053	Majura
012	Chifley	054	Mawson
013	City	055	Melba
014	Cook	056	Mitchell
015	Curtin	057	Monash
016	Deakin	058	Narrabundah
017	Dickson	059	O'Connor
018	Downer	060	O'Malley
019	Duffy	061	Page
020	Evatt	062	Parkes, Capital Hill and Russell
021	Farrer	063	Pearce
022	Fisher	064	Phillip
023	Florey	065	Piallago
024	Flynn	066	Red Hill
025	Forrest	067	Reid
026	Fraser	068	Rivett
027	Fyshwick	069	Scullin
028	Garran	070	Spence
029	Giralang	071	Stirling
030	Gowrie	072	Stromlo
031	Griffith	073	Symonston
032	Gungahlin	074	Torrens
033	Hackett	075	Tuggeranong — Balance
034	Hall	076	Turner
035	Hawker	077	Wanniassa
036	Higgins	078	Waramanga
037	Holder	079	Watson
038	Holt	080	Weetangera
039	Hughes	081	Weston
040	Isaacs	082	Weston Creek — Balance
041	Jerrabomberra	083	Yarralumla
042	Jervis Bay	084	ACT — Remainder



## ENLARGEMENT

SCALE 1:200 000

Kilometres 2 0 2 4 6 8 Kilometres



Statistical Division ..... **01 CANBERRA**  
Canberra Statistical District ..... **BELCONNEN 01**  
Statistical Subdivision ..... **024**  
Local Government Area\* .....  
Urban Centre of 25 000 people or more ..

\* Administrative areas in the ACT are treated as LGAs for census purposes.



Prepared for the Australian Bureau of Statistics  
by the Division of National Mapping, 1982.

© Commonwealth of Australia  
Printed by C. J. Thompson, Commonwealth Government Printer, Canberra.

