



CONTENTS

Surviving Statistics		
Surviving Statistics	4	
Statistics - A Powerful Edge	5	
Australia - Working It Out!	6	
An Introduction to Sample Surveys	7	
Economic Statistics Pack	8	
- A Guide to the Australian National Accounts		
- A Guide to the Consumer Price Index		
- A Guide to the Australian Balance of Payments		
Topic Guide - Labour Economics	8	
Measuring Australia's Economy - A Student Guide	9	
Areas of Special Interest		
<i>Society and Environment</i>		
Australia's Environment	10	
Environmental Issues - People's Views & Practices	11	
Australian Social Trends	12	
Perth : A Social Atlas	13	
1991 Census - Australia in Profile	14	
Cost of Environment Protection, Australia	15	
National Crime Statistics	16	
Crime Victims, Western Australia	16	
Demographics	17	
<i>Technology and Enterprise</i>		
Australian Economic Indicators	18	
Consumer Price Index	18	
Household Use of Information Technology	18	
Information Technology in Australia	19	
Information Technology Activity Survey - WA	19	
The Labour Force , Australia	20	
Australian Labour Market	20	
Foreign Trade, Australia	20	
Manufacturing Industry, Western Australia	20	
Agstats	21	
Mining, Western Australia	21	
Thematic Publications		
<i>Families</i>		
Focus on Families		22
<i>Seniors</i>		
Western Australia's Seniors		23
<i>Leisure</i>		
How Australians Use Their Time		24
<i>Women in Australia</i>		
Women and Work		25
Australian Women's Year Book		25
<i>Aboriginal and Torres Strait Islander People</i>		
Western Australia's Aboriginal People		26
National Aboriginal & Torres Strait Islander Survey		27
1991 Census - Aboriginal Community Profile		27
<i>Western Australia's Young People</i>		
Western Australia's Young People		28
<i>The Environment</i>		
Striking a Balance!		29
<i>Health</i>		
National Health Survey		30
Child Health Survey		31
<i>Multi Cultural Studies</i>		
1991 Census : Ethnic Community Profiles		32
Timestats		
Timestats: Option 1		33
Timestats: Option 2		33
Year Books		
Western Australian Year Book 1996		34
Western Australia - Facts and Figures		34
Year Book Australia 1996		35
Pocket Year Book Australia 1996		35
Mapping		
Population Density Map of Australia		36

4 Surviving Statistics

Surviving Statistics Catalogue Number 1332.0

Developed specifically for school students, this simple and easy to read guide clearly explains basic concepts essential for understanding statistical tables, graphs and charts.

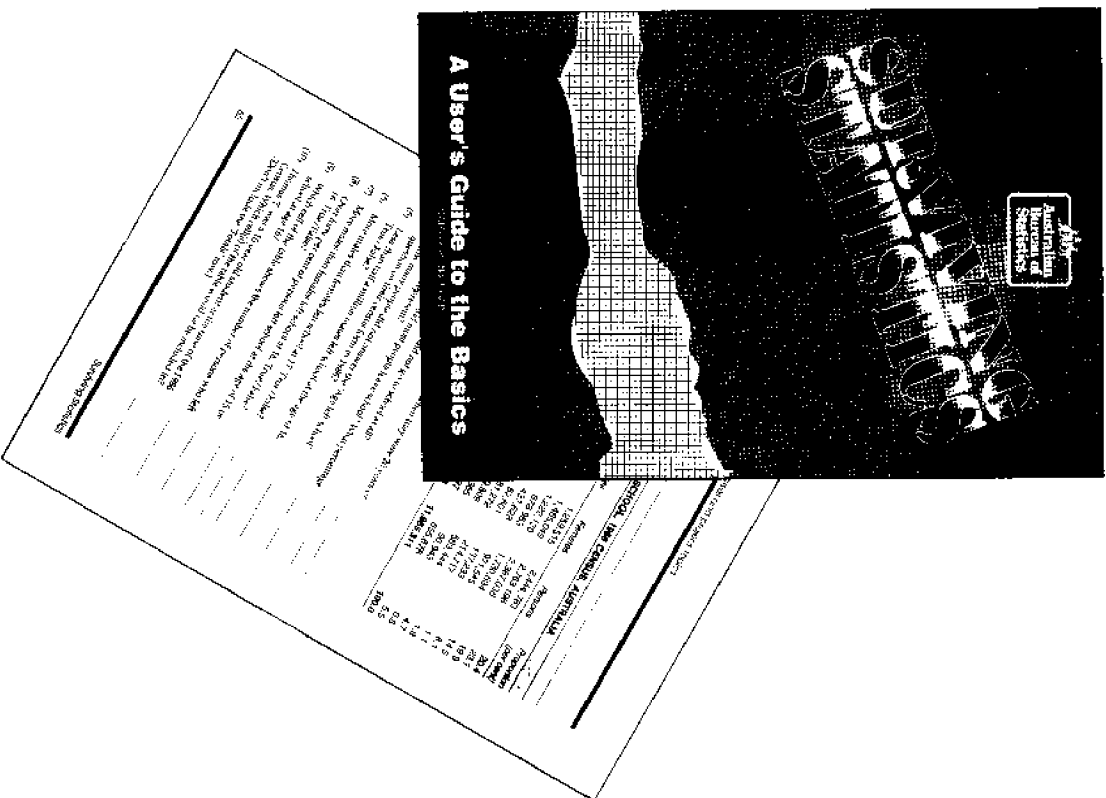
Surviving Statistics covers such topics as:


- ▶ Collecting data
- ▶ Graphing and tabulating data
- ▶ Measures of central tendency
- ▶ Interpreting data
- ▶ Understanding the CPI and other price indexes

The publication contains easy to read explanations, practical examples, case studies and exercises designed to help your students develop the skills to critically select, interpret and use statistical information.

This is an especially useful reference source for Mathematics courses: Maths in Practice, Modelling Maths, Foundations of Mathematics, and Discrete Mathematics, as well as for information studies in units such as Current Events and Geography. Recommended in ETAWA's May 1992 *Economics Forum*.

StatPak '96 Price: \$12.50





Statistics – A Powerful Edge! Catalogue Number 1331.0

This resource book is designed for use by lower secondary school students. The primary aim of this publication is to give students confidence in handling data and information. The publication contains three main sections:

- ▶ Introduction to data, information and statistics – gives definitions and examples
- ▶ Information studies – covers themes such as data collection, information use in society, and the privacy and security of statistical information
- ▶ Statistical Maths topics – looks at topics such as sampling methods, discrete/continuous organisation of data.

Class exercises are provided at the end of each section.

StatPak '96 Price: \$16.50

Statistics - A Powerful Edge! Electronic Data Catalogue number 1331.0

The Statistics – A Powerful Edge! booklet is supported by electronic data provided on floppy disk. The disk contains datasets which can be used in conjunction with suggested class exercises. Data is supplied for capital cities, the States and Territories, and Australia, and covers topics such as:

- ▶ Population
- ▶ Language spoken
- ▶ Labour force status

Datasets are contained in MS Works or Excel spreadsheets suitable for uploading into IBM or Apple Macintosh software. The disk is supplied with hard copy of the Australian datasets, together with suggested class exercises.

StatPak '96 Price: \$50.00

6 Surviving Statistics

Australia – Working It Out! Catalogue Number 1332.2


Two hundred and forty pages of data, charts and commentary designed to encourage students to critically evaluate information. Created to provide core statistical material for Australian Studies, this publication is presented around the theme of Work and covers the following topics:

- ▶ Statistics – how to collect, organise and interpret data
- ▶ Work – what is it and how is it measured?
- ▶ People and work – what is the workforce, where is it located?
- ▶ Wealth – its generation and distribution
- ▶ Technology – the effects of change on our society

Australia – Working It Out! guides the student to examine Australian society and how people and work interact.

This is an excellent book for all teachers and students in the social sciences.

StatPak '96 Price: \$19.50



8 Surviving Statistics

Economic Statistics Pack Catalogue Number 1333.0

This pack consists of:

- ▶ A Guide to the Australian National Accounts
- ▶ A Guide to the Consumer Price Index
- ▶ A Guide to the Australian Balance of Payments

A source for students seeking a brief outline of the most important features of these three main publications. The pack is intended to provide the reader with a basic understanding of the meaning and the uses behind these three publications

Recommended Retail Price: \$15.00

StatPak '96 Price: \$10.50

Topic Guide: Labour Economics

A special education publication to assist in the interpretation and understanding of labour force and labour economics statistics.



The booklet features six chapters covering:

- ▶ Supply of labour
- ▶ Demand for labour
- ▶ Government employment policies and schemes

Suitable for students and teachers of Economics and any course looking at how the labour force affects the economy.

StatPak '96 Price: \$10.00 for each individual copy

\$30.00 for a Blackline Master with limited reproduction rights



Measuring Australia's Economy: A Student's Guide

Catalogue Number 1360.0

Written specifically for students, this publication explains in plain English the meanings of 50 key economic indicators and provides data in chart and tabular form. Its attractive, easy to read layout and understandable definitions written in simple language help make economics a little more approachable for students.

Topics include:

- ▶ National Accounts
- ▶ Consumer Price Index
- ▶ Unemployment
- ▶ Foreign Debt
- ▶ Tourism
- ▶ Federal Budget
- ▶ Gross Domestic Product
- ▶ Broad Money and Credit

Also featuring references for further reading, economic theories, case studies and international comparisons, this student's guide provides invaluable support for your economics text.

StatPak '96 Price:

\$14.50



Section 2.2
National Accounts and Trade

of Payments
of Payments
Account
of Payments
Account

of Goods and Services
of Goods and Services

2.2.6	Balance in Goods and Services
2.2.7	Net Income
2.2.8	Foreign Debt
2.2.9	Composition of Net Foreign Debt
2.2.10	Foreign Investment in Australia
2.2.11	Australian Investment Abroad
2.2.12	Exchange Rates
2.2.13	Trade-weighted Index
2.2.14	Terms of Trade

23

Australia's Environment: Issues and Facts

Catalogue Number 4140.0

Australia's Environment is a compilation of socio-economic and environmental data, which examines human activities impacting on the environment and identifies subsequent human and natural responses to these activities.


Chapters focus on issues such as:

- ▶ Flora and fauna
- ▶ Atmosphere
- ▶ Water availability and use
- ▶ Land and soil
- ▶ Human settlements
- ▶ Future environmental issues

Australia's Environment incorporates graphs, tables, charts and text in an easy to read format, and provides a comprehensive bibliography for each chapter.

Recommended Retail Price: \$35.00

StatPak '96 Price: \$24.50



Environmental Issues: People's Views and Practices

Catalogue Number 4602.0

This publication provides a variety of data concerning waste and recycling practices in households and attitudes to product packaging and environmental protection.

Chapters focus on issues such as:

- ▶ Household waste management
- ▶ Environmentally friendly products and packaging
- ▶ Environmental concerns and attitudes
- ▶ Environmental involvement
- ▶ Usage of National Parks

With environmental concerns gaining greater awareness and momentum in the community, this is a valuable resource for anyone doing or teaching environmental studies. Also useful for students of geography, social studies or mathematics.

Recommended Retail Price: \$24.50

StatPak '96 Price: \$17.15



Australian Social Trends Catalogue Number 4102.0

This is the first issue of an annual social report which presents statistical analysis and commentary on a wide range of current social issues. These issues include:

- ▶ Population
- ▶ Families
- ▶ Health
- ▶ Education
- ▶ Work
- ▶ Income
- ▶ Housing

This issue also contains a feature chapter on religion – Australia. The style of the report is clear, focused and easy to read. The wide range of topics make it a suitable resource for teachers of Mathematics, Geography, Economics, and Health Sciences.

Recommended Retail Price: \$39.00
StatPak '96 Price: \$27.30

FEDERATION UNIVERSITY

Age Structure and Dependency Ratios - 1995

Age Group	1995	1990	1985	1980	1975	1970	1965	1960	1955	1950
0-4	1.1	1.1	1.1	1.1	1.1	1.1	1.1	1.1	1.1	1.1
5-14	1.1	1.1	1.1	1.1	1.1	1.1	1.1	1.1	1.1	1.1
15-64	1.1	1.1	1.1	1.1	1.1	1.1	1.1	1.1	1.1	1.1
65+	1.1	1.1	1.1	1.1	1.1	1.1	1.1	1.1	1.1	1.1
Total	1.1	1.1	1.1	1.1	1.1	1.1	1.1	1.1	1.1	1.1

Estimated working age population (15-64 years)

Year	Population
1950	1,000,000
1955	1,050,000
1960	1,100,000
1965	1,150,000
1970	1,200,000
1975	1,250,000
1980	1,300,000
1985	1,350,000
1990	1,400,000
1995	1,450,000

Estimated working age population (15-64 years) - by sex

Year	Male	Female
1950	500,000	500,000
1955	510,000	540,000
1960	520,000	580,000
1965	530,000	620,000
1970	540,000	660,000
1975	550,000	700,000
1980	560,000	740,000
1985	570,000	780,000
1990	580,000	820,000
1995	590,000	860,000

Estimated working age population (15-64 years) - by education level

Year	Primary	Secondary	Tertiary
1950	1,000,000	0	0
1955	1,000,000	0	0
1960	1,000,000	0	0
1965	1,000,000	0	0
1970	1,000,000	0	0
1975	1,000,000	0	0
1980	1,000,000	0	0
1985	1,000,000	0	0
1990	1,000,000	0	0
1995	1,000,000	0	0

Estimated working age population (15-64 years) - by occupation

Year	Primary	Secondary	Tertiary
1950	1,000,000	0	0
1955	1,000,000	0	0
1960	1,000,000	0	0
1965	1,000,000	0	0
1970	1,000,000	0	0
1975	1,000,000	0	0
1980	1,000,000	0	0
1985	1,000,000	0	0
1990	1,000,000	0	0
1995	1,000,000	0	0

Estimated working age population (15-64 years) - by region

Year	ACT	NT	Qld	SA	Tas	Vic	WA
1950	100,000	100,000	100,000	100,000	100,000	100,000	100,000
1955	100,000	100,000	100,000	100,000	100,000	100,000	100,000
1960	100,000	100,000	100,000	100,000	100,000	100,000	100,000
1965	100,000	100,000	100,000	100,000	100,000	100,000	100,000
1970	100,000	100,000	100,000	100,000	100,000	100,000	100,000
1975	100,000	100,000	100,000	100,000	100,000	100,000	100,000
1980	100,000	100,000	100,000	100,000	100,000	100,000	100,000
1985	100,000	100,000	100,000	100,000	100,000	100,000	100,000
1990	100,000	100,000	100,000	100,000	100,000	100,000	100,000
1995	100,000	100,000	100,000	100,000	100,000	100,000	100,000

Estimated working age population (15-64 years) - by marital status

Year	Married	Single	Divorced	Widowed
1950	1,000,000	0	0	0
1955	1,000,000	0	0	0
1960	1,000,000	0	0	0
1965	1,000,000	0	0	0
1970	1,000,000	0	0	0
1975	1,000,000	0	0	0
1980	1,000,000	0	0	0
1985	1,000,000	0	0	0
1990	1,000,000	0	0	0
1995	1,000,000	0	0	0

Estimated working age population (15-64 years) - by religion

Year	Catholic	Anglican	Other Christian	Other
1950	1,000,000	0	0	0
1955	1,000,000	0	0	0
1960	1,000,000	0	0	0
1965	1,000,000	0	0	0
1970	1,000,000	0	0	0
1975	1,000,000	0	0	0
1980	1,000,000	0	0	0
1985	1,000,000	0	0	0
1990	1,000,000	0	0	0
1995	1,000,000	0	0	0

Estimated working age population (15-64 years) - by language spoken at home

Year	English	Other
1950	1,000,000	0
1955	1,000,000	0
1960	1,000,000	0
1965	1,000,000	0
1970	1,000,000	0
1975	1,000,000	0
1980	1,000,000	0
1985	1,000,000	0
1990	1,000,000	0
1995	1,000,000	0

Estimated working age population (15-64 years) - by country of birth

Year	Australian born	Other countries
1950	1,000,000	0
1955	1,000,000	0
1960	1,000,000	0
1965	1,000,000	0
1970	1,000,000	0
1975	1,000,000	0
1980	1,000,000	0
1985	1,000,000	0
1990	1,000,000	0
1995	1,000,000	0

Estimated working age population (15-64 years) - by country of birth (continued)

Year	UK	USA	Other
1950	100,000	100,000	100,000
1955	100,000	100,000	100,000
1960	100,000	100,000	100,000
1965	100,000	100,000	100,000
1970	100,000	100,000	100,000
1975	100,000	100,000	100,000
1980	100,000	100,000	100,000
1985	100,000	100,000	100,000
1990	100,000	100,000	100,000
1995	100,000	100,000	100,000

Estimated working age population (15-64 years) - by country of birth (continued)

Year	Other	Other
1950	100,000	100,000
1955	100,000	100,000
1960	100,000	100,000
1965	100,000	100,000
1970	100,000	100,000
1975	100,000	100,000
1980	100,000	100,000
1985	100,000	100,000
1990	100,000	100,000
1995	100,000	100,000

Estimated working age population (15-64 years) - by country of birth (continued)

Year	Other	Other
1950	100,000	100,000
1955	100,000	100,000
1960	100,000	100,000
1965	100,000	100,000
1970	100,000	100,000
1975	100,000	100,000
1980	100,000	100,000
1985	100,000	100,000
1990	100,000	100,000
1995	100,000	100,000

Estimated working age population (15-64 years) - by country of birth (continued)

Year	Other	Other
1950	100,000	100,000
1955	100,000	100,000
1960	100,000	100,000
1965	100,000	100,000
1970	100,000	100,000
1975	100,000	100,000
1980	100,000	100,000
1985	100,000	100,000
1990	100,000	100,000
1995	100,000	100,000

Estimated working age population (15-64 years) - by country of birth (continued)

Year	Other	Other
1950	100,000	100,000
1955	100,000	100,000
1960	100,000	100,000
1965	100,000	100,000
1970	100,000	100,000
1975	100,000	100,000
1980	100,000	100,000
1985	100,000	100,000
1990	100,000	100,000
1995	100,000	100,000

Estimated working age population (15-64 years) - by country of birth (continued)

Year	Other	Other
1950	100,000	100,000
1955	100,000	100,000
1960	100,000	100,000
1965	100,000	100,000
1970	100,000	100,000
1975	100,000	100,000
1980	100,000	100,000
1985	100,000	100,000
1990	100,000	100,000
1995	100,000	100,000

Estimated working age population (15-64 years) - by country of birth (continued)

Year	Other	Other
1950	100,000	100,000
1955	100,000	100,000
1960	100,000	100,000
1965	100,000	100,000
1970	100,000	100,000
1975	100,000	100,000
1980	100,000	100,000
1985	100,000	100,000
1990	100,000	100,000
1995	100,000	100,000

Estimated working age population (15-64 years) - by country of birth (continued)

Year	Other	Other
1950	100,000	100,000
1955	100,000	100,000
1960	100,000	100,000
1965	100,000	100,000
1970	100,000	100,000
1975	100,000	100,000
1980	100,000	100,000
1985	100,000	100,000
1990	100,000	100,000
1995	100,000	100,000

Estimated working age population (15-64 years) - by country of birth (continued)

Year	Other	Other
1950	100,000	100,000
1955	100,000	100,000
1960	100,000	100,000
1965	100,000	100,000
1970	100,000	100,000
1975	100,000	100,000
1980	100,000	100,000
1985	100,000	100,000
1990	100,000	100,000
1995	100,000	100,000

Estimated working age population (15-64 years) - by country of birth (continued)

Year	Other	Other
1950	100,000	100,000
1955	100,000	100,000
1960	100,000	100,000
1965	100,000	100,000
1970	100,000	100,000
1975	100,000	100,000
1980	100,000	100,000
1985	100,000	100,000
1990	100,000	100,000
1995	100,000	100,000

Estimated working age population (15-64 years) - by country of birth (continued)

Year	Other	Other
1950	100,000	100,000
1955	100,000	100,000
1960	100,000	100,000
1965	100,000	100,000
1970	100,000	100,000
1975	100,000	100,000
1980	100,000	100,000
1985	100,000	100,000
1990	100,000	100,000
1995	100,000	100,000

Estimated working age population (15-64 years) - by country of birth (continued)

Year	Other	Other
1950	100,000	

Perth: A Social Atlas Catalogue Number 2840.5

A pictorial representation of data from the 1991 Census of Population and Housing for the Perth urban area. The atlas features over 40 thematic maps, each accompanied by graphs and commentary on the data, highlighting trends and identifying suburbs with significant concentrations of characteristics.

The atlas examines topics such as:

- ▶ Population density and change
- ▶ Educational qualifications
- ▶ Levels of income earned
- ▶ Family composition
- ▶ Labour force status
- ▶ Ethnicity


The atlas gives a concise picture of social and economic conditions of Perth's urban population.

It is an invaluable resource for teachers and students and is especially useful for Geography, Practical Geography and Local Area Studies courses.

Publications are also available for other States and Territories.

Recommended Retail Price: \$45.00

StatPak '96 Price: \$31.50



Cost of Environment Protection, Australia: Selected Industries

Catalogue Number 4603.0

This publication presents, for the first time, estimates of costs incurred by selected industries on environment protection measures.


Topics covered include:

- ▶ The Public Sector and environmental protection
- ▶ The Manufacturing Industry and environmental protection
- ▶ The Mining Industry and environmental protection

International comparisons are made, together with a comprehensive outline of the statistical framework and approaches to data collection undertaken for this research project.

Recommended Retail Price: \$27.00

StatPak '96 Price: \$18.90



National Crime Statistics Catalogue 4510.0

This publication is the second in a series of National Crime Statistics publications. The statistics relate to selected offence categories that have become known to and recorded by police. They are compiled on a victim basis and measure the number of victims for each offence category rather than the breaches of criminal law. Type of location and use of weapon data are also provided. As the national collection progressively expands, future publications will provide additional details on reported offence. Interesting reading!

Recommended Retail Price: \$22.00

StatPak '96 Price \$15.40


Crime Victims, Western Australia

Catalogue Number 4506.5

Summarises the results of a survey concerning crime and its victims conducted throughout Western Australia in October 1991. Details include information on break-ins, attempted break-ins, robbery and assaults, sexual assaults, and cases of sexual harassment. Details are also provided on Neighbourhood/Rural Watch programs, and community perceptions of local crime.

Recommended Retail Price: \$15.00

StatPak '96 Price: \$10.50



Australian Economic Indicators

Catalogue Number 1350.0

What is the economic state of the nation?

This publication tells all with the latest information on the Australian economy, graphs, feature articles and 10 year time series for analysing trends.

Also included are the most up-to-date international comparisons. Produced every month, we'll provide the latest copy when you order. An indispensable resource for Economics teachers and students.

Recommended Retail Price: \$26.00

StatPak '96 Price: \$18.20

Consumer Price Index

Catalogue Number 6401.0

A publication that covers movements in retail prices of goods and services on both an annual and quarterly basis. In addition to publishing indexes for each good and services group and "All Groups" indexes for each state capital, it explains features of the CPI and provides tables, and graphs. An essential tool for teachers and students of Economics, especially in Years 11 and 12. Latest edition supplied.

Recommended Retail Price: \$13.00

StatPak '96 Price: \$9.10


Household Use of Information Technology

Catalogue Number 8128.0

Presents statistics for February 1994 on the use of selected items of information technology by households. Statistics include numbers and types of computers used, types of software and peripheral computer equipment. Expenditure and planned expenditure and the source of training are also addressed.

Recommended Retail Price: \$10.00

StatPak '96 Price: \$7.00



Australian Bureau of Statistics

February 1994
Household Use of Information Technology

Catalogue No. 8128.0

ENQUIRY SERVICE

State of the main findings from the survey are:

- 71 per cent of households own and use a computer at home.
- 43 per cent of all households in Australia have a fax machine.
- 79 per cent of all households have CD-ROM equipment.
- 29 per cent of households in Australia have a hard disk drive and a file manager.
- 16 per cent of households in Australia have an in-home printer connected to a computer.
- 30 per cent of households in Australia have 97 per cent of their personal computers connected to the Internet.
- 14 per cent of households in Australia have 97 per cent of their personal computers connected to the Internet.

04. Household in which a computer is connected to:

- 71 per cent of all households in Australia.
- 81 per cent of all households in Australia with a computer connected to the Internet.
- 41 per cent of all households in Australia with a computer connected to the Internet.
- 14 per cent of all households in Australia with a computer connected to the Internet.
- 21 per cent of all households in Australia with a computer connected to the Internet.
- 42 per cent of all households in Australia with a computer connected to the Internet.

04. The 142,000 households with home based computers:

- 71 per cent have a fax machine.
- 46 per cent have a hard disk drive.
- 71 per cent have a file manager.
- 46 per cent have a hard disk drive.

* For further information about statistics in all publications and the availability of data, contact the Australian Bureau of Statistics on Canberra 069 252 3999 or fax 069 252 3995. For more information about our 24-hour service and products please refer to the back cover of this publication.

Information Technology Activity Survey – Western Australia

Catalogue Number 8124.0

The development of micro – electronics has brought about rapid expansion in the use of information processing technology and its applications throughout the world. The importation of a vast quantity of this equipment has had a significant effect on Australia's trade balance and working conditions in all sectors of the Australian economy.

Recommended Retail Price: \$10.00

StatPak '96 Price: \$7.00

Information Technology In Australia


Catalogue Number 8126.0

Contains details of the Structure and performance of the group of information technology related industries in Australia including production of these goods and services and related import/export data.

Recommended Retail Price: \$29.00

StatPak '96 Price: \$20.30

Information Technology Activity Survey
Western Australia
30 June 1991



Catalogue No. 8124.0

20 Technology and Enterprise

The Labour Force, Australia

Catalogue Number 6203.0

This publication gives a valuable insight into the Australian labour market. It includes information on the civilian population aged 15 years and over, on topics such as:

- ▶ Labour force status
- ▶ Number of unemployed persons
- ▶ Duration of unemployment and age
- ▶ Steps taken to find work

This publication also provides labour force data for States and Territories, and trend series data for the 15 months prior to the date of the publication. The latest edition is supplied.

Recommended Retail Price: \$18.00

StatPak '96 Price: \$12.60

Australian Labour Market

Catalogue Number 6284.0

An interesting publication containing a series of articles based on data primarily released from the Labour Household Survey released in the previous year. Some of the topics covered include:

- ▶ From the classroom to the workplace
- ▶ Special profile of the long-term unemployed in Australia

Australia's unemployment rate compared with major OECD countries. It provides the reader with an appreciation of labour issues in an easy-to-read feature format.

Recommended Retail Price: \$17.50

StatPak '96 Price: \$12.25

..... Technology and Enterprise

Foreign Trade, Australia: Merchandise Exports and Imports by Country

Catalogue Number 5422.0

Gives information of the value of merchandise exports and imports with selected countries classified by commodity. Also contains the value of exports, imports, balance of recorded trade and trade shares for the latest six quarters. Latest edition supplied.

Recommended Retail Price: \$30.00

StatPak '96 Price: \$21.00

Manufacturing Industry, Western Australia

Catalogue Number 8221.5

This publication presents final results for Western Australia from the Manufacturing Census. Details of the number of establishments; employment; wages and salaries paid; and turnover are shown, classified by industry. Also contains data on employment size and selected structural data for broad regions.

Recommended Retail Price: \$18.00

StatPak '96 Price: \$12.60

Agriculture; Western Australia Catalogue Number 7113.5

Provides three year summaries of agricultural land utilisation, agricultural commodities produced. A comprehensive and valuable resource for the classroom.

Recommended Retail Price: \$17.50

StatPak '96 Price: \$12.25

Agstats Catalogue Number 7117.0

Provides small area commodity statistics (Shire level) for all states and territories. Over 1300 statistical local areas covering Australia or almost 150 covering WA can be cross referenced with any or all of the more than 1000 agricultural data items collected each year by the Agricultural Census. Suitable for use on most PC's.

StatPak '96 Price: \$1 890.00

\$367.50

\$185.50

Australia

WA, SA, NSW, Vic, Qld

ACT, Tas, NT

Mining, Western Australia Catalogue Number 8401.5

Provides data taken from the Census of mining establishments. Gives map of selected mining operations, and summary of operation, employment, wages, salaries, turnover, mineral royalties by industry class and mineral production in Western Australia.

Recommended Retail Price: \$15.00

StatPak '96 Price: \$10.50



Focus on Families

Throughout 1994, the Australian Bureau of Statistics published a statistical series focusing on Australia's families for the International Year of the Family.

The series utilised data collected from the 1992 Survey of Families in Australia, the 1992 Time Use Survey, the 1993 Survey of Disability, Ageing and Carers, and the 1993 Child Care Survey.

The series focused on a number of topics collected in the surveys as they related to key issues identified by the National Council for the International Year of the Family. The following six publications represent the statistical series produced. They are a valuable resource for project work for any student doing social studies.

Work and Family Responsibilities

(*Catalogue Number 4422.0*)

- ▶ characteristics of workers who care for children and the long-term ill, disabled and elderly, and other family members

Recommended Retail Price: \$30.00

StatPak '96 Price: \$21.00

Caring in Families

(*Catalogue Number 4423.0*)

- ▶ numbers and characteristics of persons and families involved in caring

Recommended Retail Price: \$25.00

StatPak '96 Price: \$17.50

Income and Housing

(*Catalogue Number 4424.0*)

- ▶ characteristics of providers and recipients of income support
- ▶ housing needs and accommodation support

Recommended Retail Price: \$25.00

StatPak '96 Price: \$17.50

Families and Quality of Life

(*Catalogue Number 4425.0*)

- ▶ barriers due to caring responsibilities, disability or age

Recommended Retail Price: \$30.00

StatPak '96 Price: \$21.00

Demographics and Family Formation

(*Catalogue Number 4420.0*)

- ▶ characteristics of families
- ▶ family mobility

Recommended Retail Price: \$15.00

StatPak '96 Price: \$10.50

Education and Employment

(*Catalogue Number 4421.0*)

- ▶ barriers to labour force or education participation
- ▶ characteristics of young people in education

Recommended Retail Price: \$30.00

StatPak '96 Price: \$21.00

Western Australia's Seniors

Catalogue Number 4106.5

A comprehensive and up-to-date publication that has been designed to provide the basis for a sound understanding of Seniors (60 years and over) in Western Australia and the issues affecting them. With Seniors becoming an increasing proportion of Western Australia's rapidly growing population, the impact this will have on the State in terms of the economy and lifestyle will be significant as a decreasing proportion of the population will have to support the unique requirements of the aged. Topics covered in this publication include:

- ▶ Population characteristics
- ▶ Cultural diversity
- ▶ Living arrangements
- ▶ Income and working life
- ▶ Vital and health statistics
- ▶ Disability
- ▶ Retirement intentions
- ▶ Time use

This is an ideal publication for project work for students and teachers wishing to examine Seniors specifically in Western Australia.

Recommended Retail Price: \$25.00

StatPak '96 Price: \$17.50



How Australians Use Their Time Catalogue Number 4153.0


This publication presents selected results from the first nation-wide Time Use Survey in Australia, conducted in 1993. Contained, is a selection of mainly national level data on time spent in:

- ▶ Paid work
- ▶ Unpaid housework or shopping
- ▶ Caring for children and frail, sick or disabled people
- ▶ Community participation
- ▶ Education
- ▶ Leisure
- ▶ Personal maintenance

Recommended Retail Price: \$25.00

StatPak '96 Price: \$17.50





Women and Work Catalogue Number 6205.2

This statistical resource booklet was designed specifically to provide material for upper secondary school courses in Economics, Australian Studies, English and Mathematics. It presents current and historical data in an easy to read format, and provides class and individual activities at the end of each section.

The sections examine:

- ▶ Women and the labour force
- ▶ Women and employment conditions
- ▶ Work patterns of women in Victoria (1975-1991)

This is an ideal publication for students and teachers wishing to examine women and their status in the labour force.

Recommended Retail Price \$10.00

StatPak '96 Price: \$ 7.00

Australian Women's Year Book Catalogue Number 4124.0

Contains socio-economic data on the status of Australian Women. A range of indicators chart women's progress in the following areas: Decision Making, Health and Health Education, Law and Justice. A summary table is included for each topic.

Recommended Retail Price: \$20.00

StatPak '96 Price: \$14.00

26 **Aboriginal and Torres Strait Islander People**

Western Australia's Aboriginal People

Catalogue Number 4107.5

This publication summarises data from the 1991 Census relating to the Aboriginal and Torres Strait Islander people in Western Australia. Graphs, tables and commentary provide useful comparisons regarding the social and economic status of Aboriginal people and the total population of Western Australia.

Features of this publication include information on:

- ▶ Health and mortality
- ▶ Language usage
- ▶ Education and training
- ▶ Labour force
- ▶ Income

Western Australia's Aboriginal People is a useful resource for students and teachers interested in Australia's society and culture, and will aid a better understanding of Aboriginal issues in general.

Recommended Retail Price: \$20.00

StatPak '96 Price: \$14.00

National Aboriginal and Torres Strait Islander Survey

Catalogue Number 4190.0

This publication gives a wide range of survey results at the National and State level on topics including:

- ▶ Education and Training
- ▶ Employment and Income
- ▶ Law and Justice

This publication focuses on the Aboriginal and Torres Strait Islander population, presenting information on their geographic distribution as well as their demographic and socio-economic characteristics.

Recommended Retail Price: \$18.00

StatPak '96 Price: \$12.60

1991 Census – Australia's Aboriginal and Torres Strait Islander Population

Catalogue Number 2740.0

Also featured is a full guide to the results of the survey with technical notes and an outline of the concepts and methods used for the National Survey of Aboriginal and Torres Strait Islander People.

Recommended Retail Price: \$30.00

StatPak '96 \$21.00



1991 Census Aboriginal Community Profiles Catalogue Number 2722.1


This is a set of 29 tables based on the Basic Community Profile. These tables provide data for the Aboriginal community or Local Government Area of your choice on topics such as:

- ▶ Education
- ▶ Labour force
- ▶ Religion
- ▶ Marital Status
- ▶ Age
- ▶ Dwelling type

The profile software enables you to:

- ▶ Display and print tables of a community profile
- ▶ Export community profile data to other applications, such as spreadsheet, graphics, database and mapping packages
- ▶ Available for Aboriginal communities and LGA's containing 80 or more Aboriginal and Torres Strait Islander people. On Floppy Disk:

StatPak '96 Price: **\$35.00 for 5 areas**
 \$70.00 for 10 areas
 \$105.00 for 15 areas



Western Australia's Young People

Catalogue Number 4123.5

This publication provides a range of statistics on Western Australia's young people drawn from the 1991 Census. *Western Australia's Young People* concentrates mainly on the 12 to 25 year age group and features six chapters highlighting:

- ▶ Population characteristics
- ▶ Cultural diversity
- ▶ Living arrangements
- ▶ Education
- ▶ Working life
- ▶ Income

This publication provides an excellent basis for understanding young people and the issues affecting them. Great for project work.


Profiles are also available for other States and on a National level.

Recommended Retail Price:

\$12.50

StatPak '96 Price:

\$8.75



Striking A Balance! Australia's Development and Conservation

Catalogue Number 1314.0


Striking a Balance! is a statistical resource book designed specifically for schools, containing data for practical exercises and class activities. It provides information on Australian settlement patterns and populations with an emphasis on conservation and development issues.

Chapters cover topics such as:

- ▶ Research and data analysis – techniques and methods
- ▶ Social indicators – measures of population and their structures
- ▶ Economics and the environment – emphasising ecologically sustainable development
- ▶ Environment – pollution, bio-diversity, deforestation, recycling etc.

This material has been produced for upper secondary courses in Geography and Environmental Studies, and also has application to Biology, Economics and Mathematics units which examine environmental issues and utilise the statistical data

StatPak '96 Price: \$24.50



**National Health Survey:
Lifestyle and Health**
Catalogue Number 4366.0

Contains information on, and analysis of, the associations between lifestyle factors and the health of the population. The introductory chapter summarises the health status of the adult population through information about self-assessed health status and the numbers and types of illnesses experienced. The following chapters examine how these differ in relation to:

- ▶ Smoking
- ▶ Alcohol consumption
- ▶ Exercise
- ▶ Body mass

Recommended Retail Price: \$40.00

StatPak '96 Price: \$28.00

National Health Survey: Special Topics

Summary publications giving national statistics taken from the findings of the National Health Survey.

- Alcohol Consumption (*Catalogue number 4381.0*)
- Smoking (*Catalogue number 4382.0*)
- Accidents (*Catalogue number 4384.0*)

Recommended Retail Price: \$5.00 each

StatPak '96 Price: \$3.50 each

**National Health Survey:
Summary of Results**
Catalogue Number 4364.0

This publication contains a cross-section of results from the 1989-90 National Health Survey and gives a valuable insight into the health of the Australian people.

Topics covered include:

- ▶ Use of medications
- ▶ Alcohol consumption
- ▶ Smoking
- ▶ Exercise patterns
- ▶ Children's immunisation
- ▶ Use of sunscreens

Summary of Results is an ideal reference book for teachers of Social and Health Sciences and is an excellent data source for project work in Mathematics courses.

Recommended Retail Price: \$20.00

StatPak '96 Price: \$14.00



1991 Census Ethnic Communities Package

Catalogue Number 2803.5

Product 1

Product 1 provides you with information about all ethnic groups in your selected area on floppy disk or printed form. The ethnic Communities Package uses Local Government Areas which will provide you with a useful area for analysis of community information. For each selected LGA you will receive tables of data on the following topics:

- ▶ Birthplace
- ▶ Language
- ▶ Religion

The data is further broken down into selected age groups and sex.

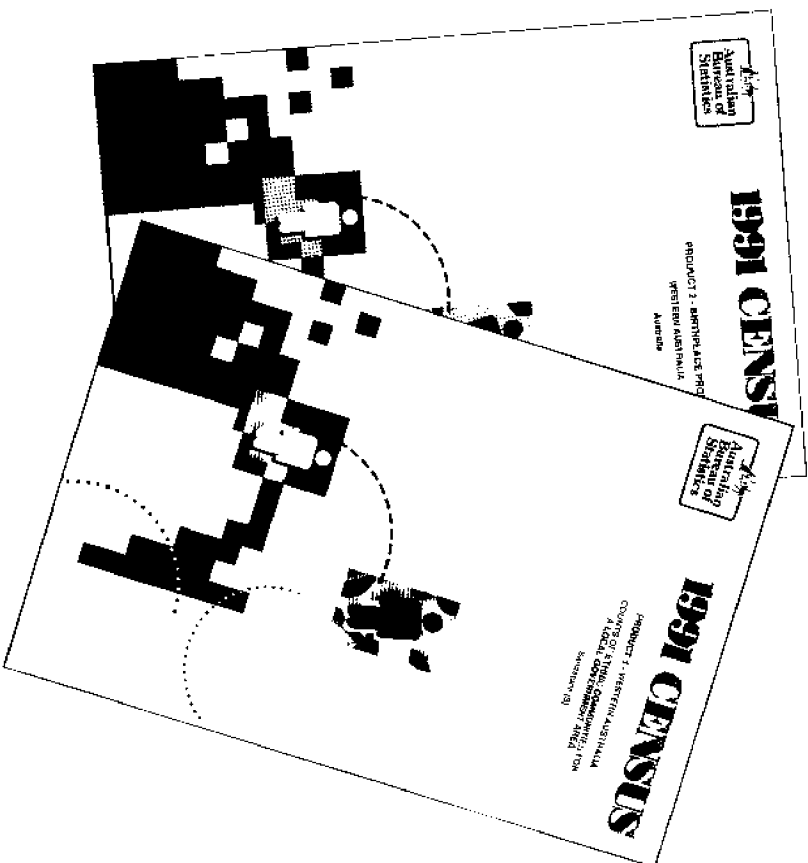
Product 2

For each birthplace of your choice, Product 2 provides 15 sets of tables in printed form. These 15 tables include:

- ▶ population distribution
- ▶ language spoken at home
- ▶ proficiency in English
- ▶ labour force
- ▶ occupation
- ▶ educational qualification

Recommended Retail Price **\$50.00**

Statpak '96 Price **\$35.00**



Timestats – Time Series Data on Floppy Disk: Option 1
Catalogue Number 1337.0

Timestats gives you time series data on floppy disk that allows you to examine trends and changes in data. Files are presented in a spreadsheet format that allows easy selection of data items for further analysis.

The disk provides you with detailed information on:

- ▶ Balance of Payments, Australia: Quarterly Figures
- ▶ Australia's Net International Investment Position and Income
- ▶ Foreign Investment in Australia
- ▶ Levels of Foreign Debt at End of Period, Australia
- ▶ Unemployed Persons, Australia, Trend Series
- ▶ Unemployed Persons, Seasonally Adjusted Series
- ▶ Unemployed Persons, Looking for Full or Part-time Work by Duration of Unemployment, Australia
- ▶ Employed Persons, Australia
- ▶ Gross Domestic Product, Seasonally Adjusted Figures
- ▶ Consumer Price Index: Annual All Groups Index Numbers
- ▶ Estimated Resident Population, States and Territories
- ▶ New Motor Vehicle Registrations: Original, Seasonally Adjusted and Trend Estimates, States and Territories
- ▶ Turnover of Retail Establishments: Quarterly Estimates
- ▶ Turnover of Retail Establishments: Quarterly Estimates, By Industry, Original, at Constant Prices
- ▶ Turnover of Retail Establishments

An excellent data source, especially for Economics and Mathematics courses, allowing students to analyse cyclical and historical data.

StatPak '96 Price: \$90.00

Timestats – Time Series Data on Floppy Disk: Option 2
Catalogue Number 1337.0

The major difference between *Timestats* Option 1 and Option 2 is the time series data being offered on each. *Timestats* Option 1 is updated data for the time series that was offered in StatPak '95. Option 2 contains some of the popular time series from Option 1 plus a number of other interesting and resourceful time series. Option 2 disk provides you with detailed information on:

- ▶ Labour force, employed persons, Western Australia
- ▶ Labour force, unemployed persons, Western Australia
- ▶ Unemployed persons looking for full-time or part-time work by duration of unemployment
- ▶ Job vacancies, by Industry, Australia
- ▶ Average weekly earnings of employees, Western Australia
- ▶ Turnover of retail and selected service establishments, by Industry, Western Australia
- ▶ Sales of Australian Wine and Brandy
- ▶ Indexes of industrial gross product
- ▶ Company profits before income tax
- ▶ Book value of stocks owned by private businesses
- ▶ Actual private new capital expenditure by major industry group
- ▶ Value of building approved, Australia
- ▶ Hotels, motels and guest houses with facilities, States and Australia
- ▶ Interest rates, exchange rates, tax rates and wage rates
- ▶ Overseas arrivals

Disks are available in IBM/DOS, MS/DOS or Macintosh compatible formats, and data is in .wks format.

StatPak '96 Price: \$90.00



1996 Western Australian Year Book

Catalogue Number 1300.5

This book is the ideal reference for teachers and students seeking authoritative information about Western Australia. Changes in this year's content and format means that now the Year Book is more topical, easier to read and even greater value for money!

This publication is a comprehensive guide to Western Australia, containing current and historical data on many economic and social topics, including:

- ▶ Environment
- ▶ Culture and the Arts
- ▶ Tourism
- ▶ The Economy
- ▶ Labour Market
- ▶ Government
- ▶ Sport and Recreation
- ▶ Commerce

The 1996 Western Australian Year Book also includes new feature articles on :

- ▶ Australia Remembers
- ▶ Transcontinental Railway
- ▶ Cyclone Bobby
- ▶ State Budget Process
- ▶ Regional Profile -- the Pilbara

Statistical Division
Recommended Retail Price: \$30.00

StatPak '96 Price: \$21.00



Year Book Australia 1996 Catalogue Number 1301.0

A comprehensive snapshot of the nation summarised in a single volume!

The *Year Book, Australia* makes a valuable reference source that is ideal for all school libraries.

This publication incorporates graphs, tables and text, providing an extensive range of information relating to Australia's social and environmental conditions, geography and economy.

Chapters are also devoted to Australia's agriculture, defence, social welfare and government.

The *Year Book, Australia* is also available on **CD ROM** which features excellent text search and print facilities. Available at the same low price as the hard copy.

Recommended Retail Price: \$70.00
StatPak '96 Price: \$49.00

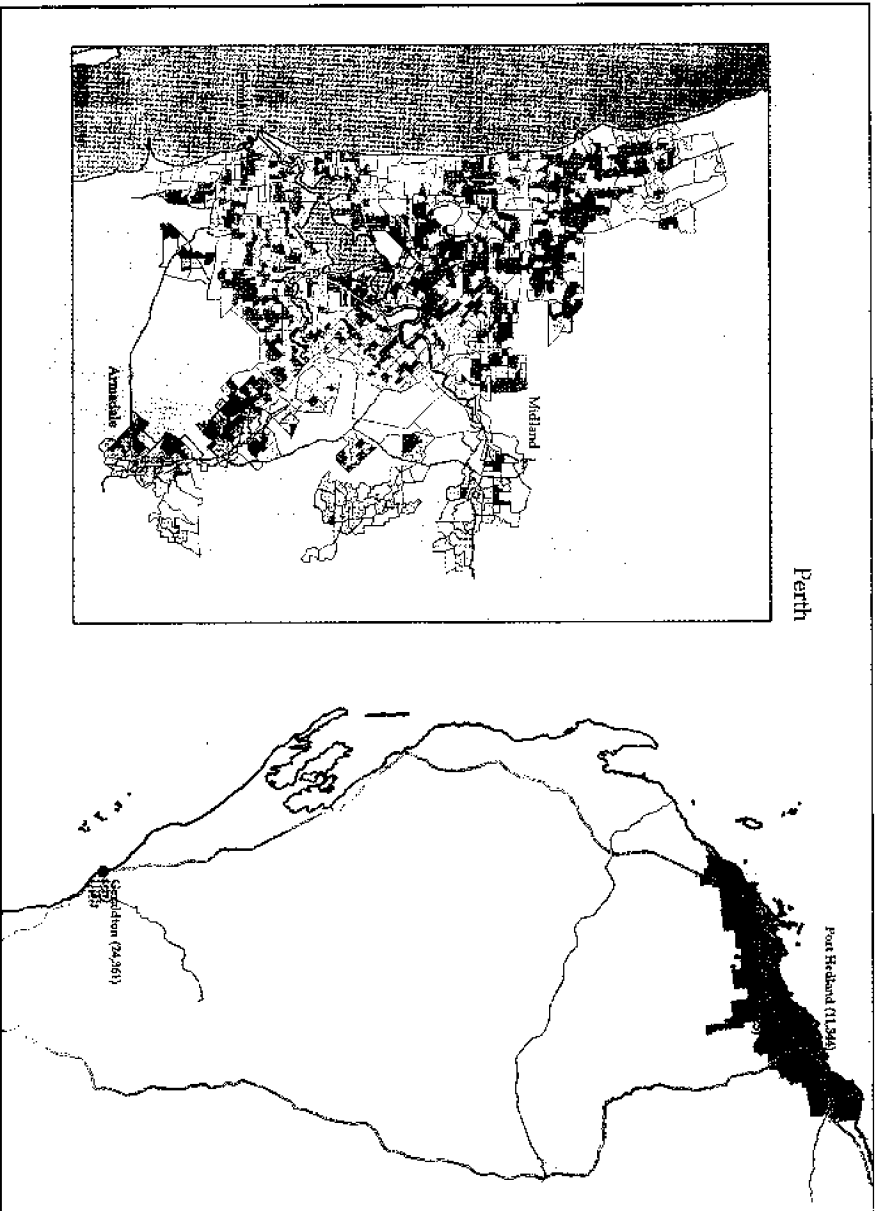
Pocket Year Book Australia 1996 Catalogue Number 1302.0

A handy pocket-sized compendium of national statistics, which, like the *Year Book, Australia* provides a considerable range of information, but without the bulk.

The ideal reference source for busy teachers and students

Recommended Retail Price: \$10.00
StatPak '96 Price: \$ 7.00

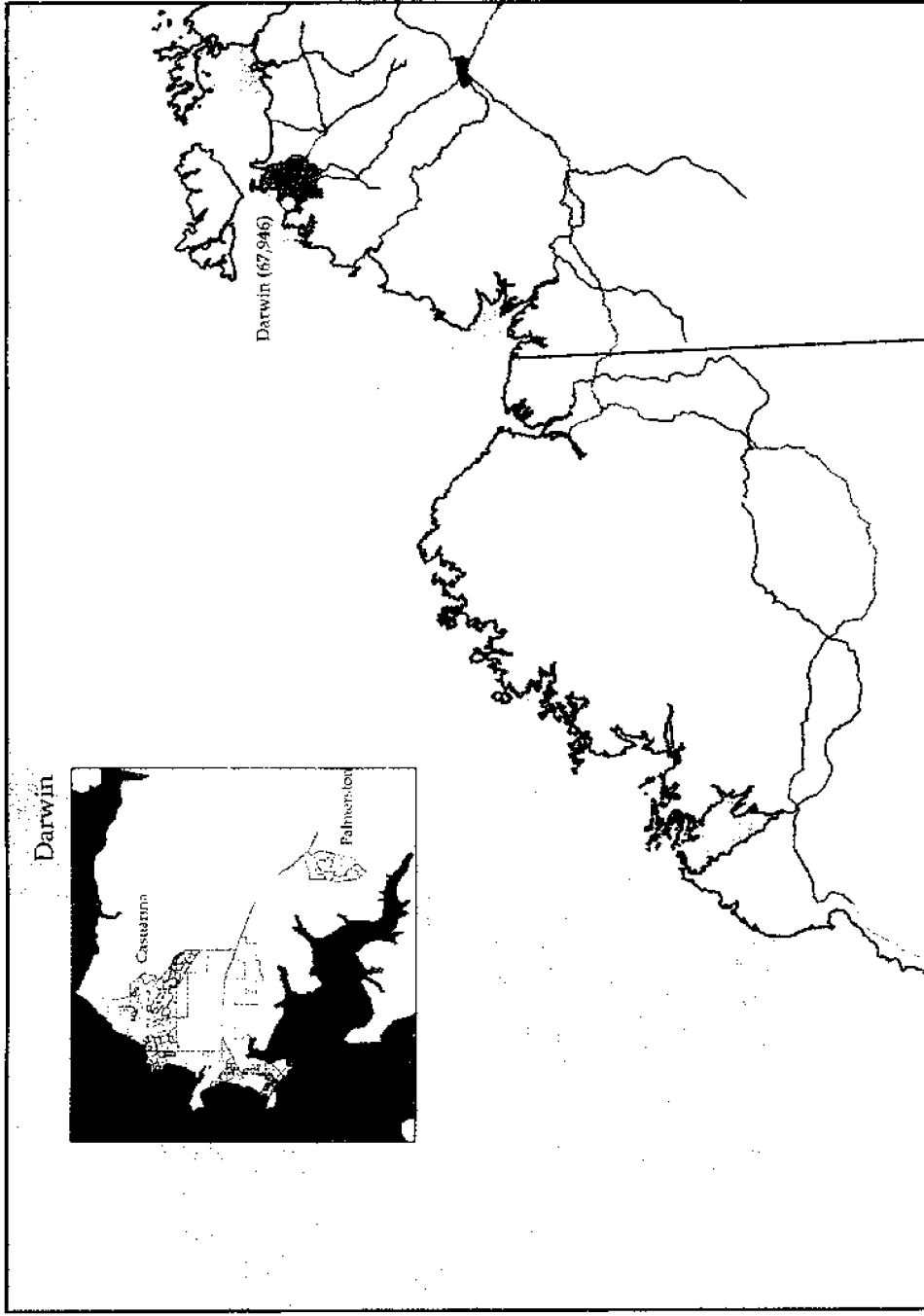




Population Density Map of Australia - selected detail.

Full colour choropleth map of Australia showing population density. Proportional symbols representing the major population centres of Australia. Particularly useful for social studies and geography students.

StatPak '96 Price: \$30.00 (A1 size)



Population Density Map of Australia - selected detail.

Full colour choropleth map of Australia showing population density. Proportional symbols representing the major population centres of Australia. Particularly useful for social studies and geography students.

StatPak '96 Price: \$30.00 (A1 size)









2 The Esplanade
PERTH 6000

G.P.O. Box K881
PERTH 6001

Stalpak '96
(09) 360 5238

General Enquiries
(09) 360 5323

Facsimile

